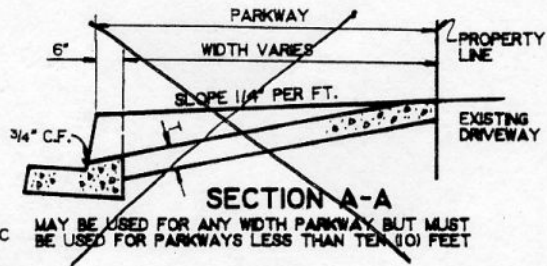


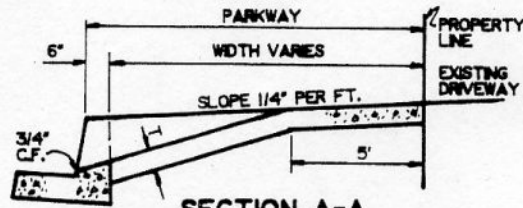
PLAN

* TO BE USED WHEN SPECIFIED BY PUBLIC WORKS DIRECTOR



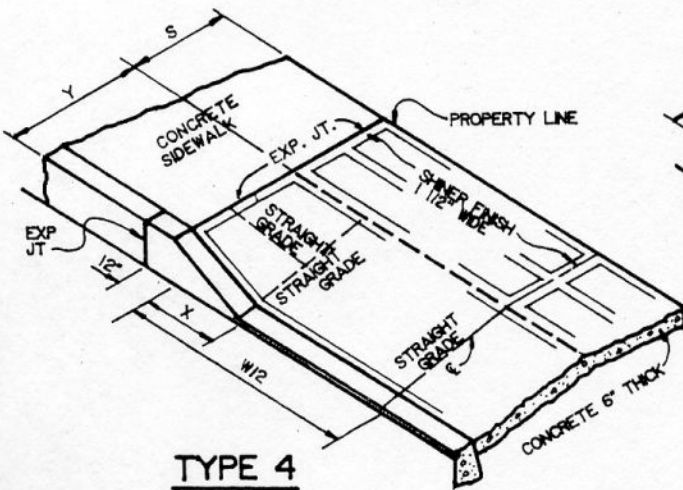
SECTION A-A

MAY BE USED FOR ANY WIDTH PARKWAY BUT MUST BE USED FOR PARKWAYS LESS THAN TEN (10) FEET

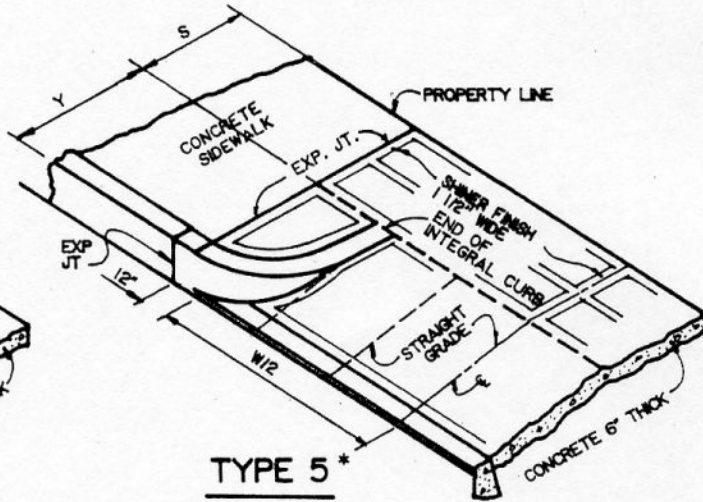


SECTION A-A

MAY BE USED FOR PARKWAYS TEN (10) FEET OR GREATER



TYPE 4



TYPE 5*

NOTES:

1. ALL WORK SHALL BE CONSTRUCTED IN ACCORDANCE WITH THE LATEST ADOPTED STANDARD SPECIFICATIONS FOR PUBLIC WORKS CONSTRUCTION.
2. THE DRIVEWAY APPROACH SHALL BE BROOM FINISHED PARALLEL TO THE CENTERLINE OF THE DRIVEWAY. THE SIDEWALK PORTION OF THE DRIVEWAY CONSTRUCTED ON GRADES OF SIX PERCENT OR LESS SHALL BE GIVEN A ROTARY SWEAT FINISH WITH A STEEL TROWEL, ON GRADES EXCEEDING SIX PERCENT, THE FINISH SHALL BE BY HAND WITH A WOOD OR RUBBER FLOAT. SHINERS SHALL BE PLACED AROUND THE PERIMETER OF THE DRIVEWAY, AT THE CENTERLINE AND X'S. THE SIDEWALK PORTION SHALL HAVE SHINERS ON 30" SQUARE.
3. COMMERCIAL DRIVEWAY DIMENSIONS:
T=6"; X=4"; MINIMUM W=18'
S, AND Y - AS SPECIFIED ON THE IMPROVEMENT PLAN OR PERMIT APPLICATION.
4. EXISTING CURB SHALL BE REMOVED 12" BEYOND THE NEW TOP "X". WHERE EXISTING INTEGRAL CURB AND GUTTER EXISTS, SAWCUT AT FLOW AND REMOVE CURB PORTION.
5. CONCRETE SHALL BE CLASS 520-C-2500.

CITY OF BURBANK - PUBLIC WORKS DEPARTMENT

| REV | BY | DATE | COMMERCIAL DRIVEWAY | | STANDARD PLAN |
|-----|----|------|---------------------|------------------------------|---------------|
| | | | APPROVED BY | <i>Chad Thompson</i> 8/18/92 | BS-102 |
| | | | | Public Works Director | SHEET 1 OF 1 |
| | | | | Date | |