



## CITY OF BURBANK – OFFICE OF THE CITY TREASURER

275 East Olive Avenue, PO Box 7145, Burbank, CA 91510-7145  
(818)238-5880

### City of Burbank Investment Portfolio Report for January 2018 Dated February 23, 2018

Dear Mayor and City Council Members  
Ronald E. Davis, City Manager  
Justin Hess, Assistant City Manager  
Cindy Giraldo, Financial Services Director  
Bob Liu, CFO Burbank Water & Power

This report fulfills City, Youth Endowment Services Fund, Parking Authority, Public Financing Authority, Successor Agency to the Redevelopment Agency and Housing Authority resolutions.

#### CITY PORTFOLIO OVERVIEW

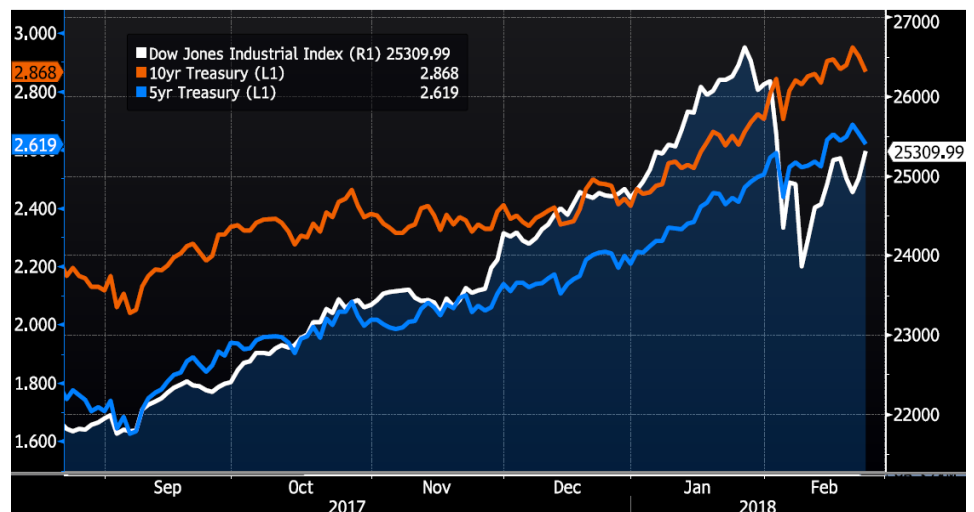
The City must maintain \$91 million in liquidity at all times (maturities within one year plus real estate taxes due from the County in April and December) to meet our projected budgeted expenditures. We currently have \$158 million in liquidity, with \$42 million in our account at the Local Agency Investment Fund (LAIF), \$74 million in investments maturing within a year and \$42 million in real estate taxes due in April and December.

The City Investment Pool ended January at \$447 million, up significantly from December's \$433 million. January's market value decreased slightly from December, from 98.83% to 98.42%. January's yield came in at 1.66%, with the fiscal year-to-date yield coming in at 1.58%. The weighted average yield of the portfolio at the end of the month is 1.68%.

Fitch, a third rating agency in addition to Moody's and Standard & Poor's (S&P) that we report out on, downgraded U.S. Bancorp (USB) from AA to AA- on February 21. The downgrade incorporates USB's "...announced legal settlement with various regulators associated with past deficiencies found in its Bank Secrecy Act (BSA) and Anti-Money Laundering (AML) compliance programs." Fitch goes on to further note that following the downgrade, USB remains one of the highest rated banks in Fitch's global bank universe with its "diverse and well-recognized business mix, solid liquidity position, and stable capital ratios."<sup>1</sup> Moody's followed up with a similar move on February 22, putting USB on negative watch.

#### MARKET OUTLOOK

Bond yields have climbed steadily in the last six weeks, with the yield on the 10-year exceeding 2.8% for the first time since 2014. After a sharp correction which started in late January and continued into February, stocks have rebounded strongly – more volatility than we've seen in a while. Risks to the interest rate outlook have now "skewed to the upside," with GDP growth likely to beat expectations and a wage growth trend that's accelerating.<sup>2</sup> Yields have more room to rise, with the Fed unwinding its balance sheet, the U.S. fiscal deficit set to rise, and central bank purchases declining.



Source: Bloomberg

<sup>1</sup> Fitch Downgrades USB's Long-Term IDR to 'AA-'; Outlook Stable. FitchRatings.com. February 21, 2018.

<sup>2</sup> Annunziata, Marco. Commentary: The Stock Market's Bumpy Ride Is Just Beginning. Fortune.com. February 8, 2018

**PORTFOLIO SUMMARY AS OF January 31, 2018**

	<u>Par Value</u>	<u>Book Value</u>	<u>Market Value</u>
<b>City Investment Pool:</b>			
Agency - US Federal Agency	\$ 164,674,860	\$ 164,841,019	\$ 160,717,336
Commercial Paper	20,000,000	19,808,818	19,856,050
US Treasury Notes and Bonds	18,000,000	17,975,426	17,688,160
Corporates - Medium Term Notes	73,104,000	73,320,220	72,310,417
Local Agency Investment Fund (LAIF)	42,000,000	42,000,000	41,919,928
Municipal Bonds	39,542,267	39,773,360	39,001,287
Negotiable Certificates of Deposit	89,105,000	89,095,239	88,264,962
Subtotal - City Investment Pool	<u>446,426,127</u>	<u>446,814,082</u>	<u>439,758,140</u>
Additional Accounta at LAIF:			
Successor Agency for RDA	3,524,000	3,524,000	3,517,282
Housing Authority	496,668	496,668	495,721
<b>TOTAL</b>	<u><u>\$ 450,446,795</u></u>	<u><u>\$ 450,834,750</u></u>	<u><u>\$ 443,771,143</u></u>

Note: Market values were obtained from Union Bank and the State of California.

I certify that the City's Investment Portfolio is in full compliance with the City's Investment Policy and California Government Code Section 53601, and I believe the Investment Pool contains sufficient cash flow from liquid and maturing securities, bank deposits, and income to meet the City's expenditure requirements for the next six months.



Debbie S. Kukta  
City Treasurer

- CC: Will Rogers, Mayor/Liaison to Treasurer's Office  
 Bob Frutos, Council Member/Liaison to Treasurer's Office  
 Richard Bertain, Treasurer's Oversight Review Committee Member  
 Darin Guggenheimer, Treasurer's Oversight Review Committee Member  
 Robert Jensen, Treasurer's Oversight Review Committee Member  
 Norelyn Kurasz, Treasurer's Oversight Review Committee Member  
 Richard Martin, Treasurer's Oversight Review Committee Member  
 Scott Rife, Treasurer's Oversight Review Committee Member

## Portfolio Composition

	January 2018		Guidelines		
	Market Value (000s omitted)	%	Legal Maximum	Policy Maximum	Model
US Agencies	\$ 160,718	37%	No limit	90%	50%
Commercial Paper	19,856	4%	No limit	No limit	0%
Treasury Notes & Bonds	17,688	4%	40%	25%	0%
Time Deposits	-0-	0%	No limit	40%	0%
Negotiable CDs	88,265	20%	30%	30%	12%
LAIF	44,920	10%	\$195 million	\$195 million	13%
Medium-Term Notes	72,310	16%	30%	30%	22%
Money Market	-0-	0%	20%	15%	0%
Municipal Bonds	39,001	9%	No limit	15%	3%
<b>TOTAL</b>	<b>\$ 439,758</b>	<b>100%</b>			

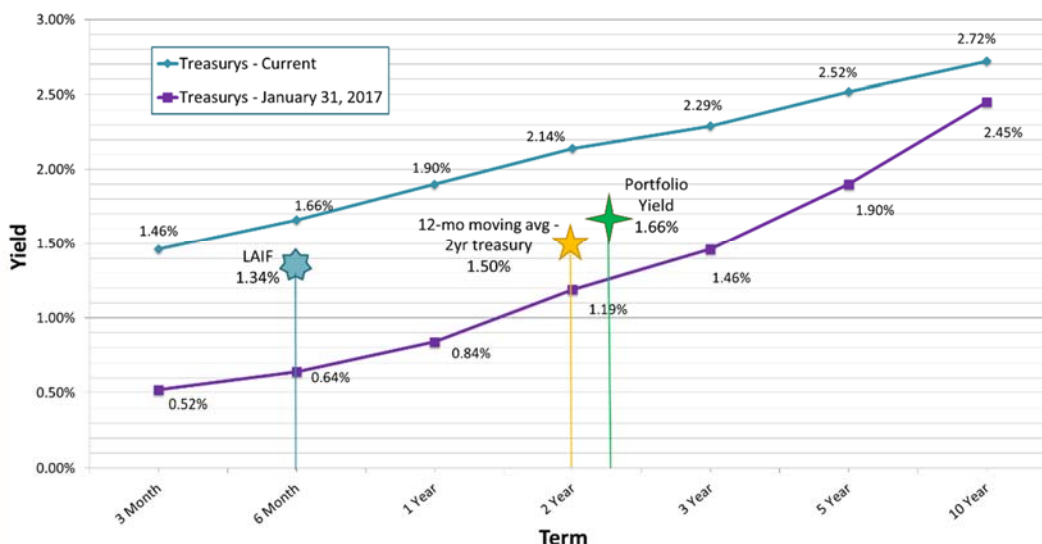
## Maturity Distribution

	Book Value (000s omitted)	%	Suggested Percentage
Less Than One Year	\$ 116,107	26%	0 to 100%
One to Three Years	141,747	32%	0 to 50%
Three to Five Years	188,960	42%	0 to 50%
<b>TOTAL</b>	<b>\$ 446,814</b>	<b>100%</b>	

## Income Summary

	January 2018 MTD	January 2018 Fiscal YTD	January 2017 Fiscal YTD
US Agencies	\$ 229,945	\$ 1,518,493	\$ 1,310,154
Commercial Paper	21,100	58,650	52,985
Treasury Notes & Bonds	27,212	120,773	78,993
Corporates-Medium Term Notes	106,556	669,600	618,219
Local Agency Investment Fund (LAIF)	51,665	328,668	193,610
Municipal Bonds	58,462	374,353	274,534
Negotiable Certificates of Deposit	127,798	855,797	699,663
<b>TOTAL</b>	<b>\$ 622,738</b>	<b>\$ 3,926,334</b>	<b>\$ 3,228,158</b>
<b>YIELD</b>	<b>1.66%</b>	<b>1.58%</b>	<b>1.35%</b>

**Treasury Rates vs LAIF, Benchmark and Portfolio Returns**



The chart to the left shows relevant rates (LAIF, the 12-month moving average of the 2yr treasury and portfolio current yield) as of January 31, 2018, as well as current treasury yields and those from a year ago.

# Corporate and Muni Ratings

As of February 23, 2018

Issuer	Par Value	Maturity Date	Moody's	S & P
IBM Corp	\$3,000,000	2/8/2018	A1	A+
Apple Inc.	\$3,000,000	5/3/2018	Aa1	AA+
Boeing	\$1,000,000	5/15/2018	A2	A
Bank of America	\$3,000,000	6/5/2018	Aa3	A+
BB&T Corporation	\$2,607,000	6/18/2018	A2	A-
American Honda Finance	\$2,000,000	7/18/2018	A2	A+ (Neg)
HSBC USA Inc.	\$1,000,000	8/7/2018	A2	A
Toyota Motor Credit Corp.	\$2,000,000	10/24/2018	Aa3	AA-
USB Floater	\$1,020,000	11/15/2018	A1(*-)	A+
Paccar Inc.	\$1,000,000	2/25/2019	A1	A+
Cisco	\$3,000,000	3/1/2019	A1	AA-
MasterCard	\$1,000,000	4/1/2019	A2	A (Pos)
USB Floater	\$3,000,000	4/25/2019	A1(*-)	A+
Apple Inc.	\$2,000,000	5/6/2019	Aa1	AA+
New York University	\$1,000,000	7/1/2019	Aa2	AA-
American Honda Finance	\$2,000,000	8/15/2019	A2	A+ (Neg)
Paccar Inc.	\$1,107,000	9/15/2019	A1	A+
Johnson and Johnson	\$3,000,000	12/5/2019	Aaa	AAA
Wells Fargo	\$3,000,000	1/30/2020	A2 (Neg)	A-
BNY Mellon	\$3,000,000	2/24/2020	A1	A
Pepsico	\$2,900,000	4/30/2020	A1	A+
Automated Data Processing (ADP)	\$3,000,000	9/15/2020	Aa3	AA
Citibank	\$2,000,000	10/20/2020	A1 (Pos)	A+
Home Depot	\$3,000,000	4/1/2021	A2	A
State Street Bank Corp.	\$2,609,000	5/19/2021	A1	A
Princeton	\$2,000,000	7/1/2021	Aaa	AAA
Unilever	\$3,000,000	7/28/2021	A1	A+
Proctor & Gamble	\$3,000,000	8/11/2022	Aa3	AA-
Internatl Bnk for Reconstruction and Dev (IBRD)	\$3,000,000	9/20/2021	Aaa	AAA
PPL Electric Utilities	\$2,541,000	9/1/2022	A1	A
Apple Inc.	\$750,000	9/12/2022	Aa1	AA+
Visa	\$3,000,000	9/15/2022	A1	A+ (Pos)
Institute Adv Study	\$570,000	11/4/2022	Aaa	AAA
Ohio Water Development Authority	\$1,230,000	6/1/2018	Aaa	AAA
Kentucky Housing Revenue Bonds	\$1,410,000	7/1/2018	Aaa	AAA
Pasadena CA Unified School District	\$2,000,000	11/1/2018	Aa2 (Neg)	A+
Calif. State GO Bonds	\$3,000,000	5/1/2019	Aa3	AA-
UC Revenue Bonds	\$1,600,000	5/15/2019	Aa2	AA
Univ. of California Revenues	\$1,500,000	7/1/2019	Aa2	AA
LA Community College District	\$1,000,000	8/1/2019	Aa1	AA+
Georgia GO Bonds	\$1,050,000	2/1/2020	Aaa	AAA
Calif. State GO Bonds	\$2,000,000	4/1/2020	Aa3	AA-
El Monte School District	\$1,000,000	5/1/2020	Aa3	AA
UC Revenue Bonds	\$3,825,000	5/15/2020	Aa2	AA
Santa Clara Valley Water District	\$1,250,000	6/1/2020	Aa1	N/A
SCPPA	\$2,000,000	7/1/2020	N/A	AA-
CA Wtr Resources Pwr Sply Revenue	\$4,922,267	5/2/2021	Aa1	AA
Rancho CA Wtr Dist Fing Auth	\$1,780,000	8/1/2021	N/A	AAA
San Fran City/Cty PUC WTR	\$3,000,000	11/1/2021	Aa3	AA-
Roseville Revenue Bonds	\$1,000,000	2/1/2022	N/A	AA-
Calif. State GO Bonds	\$2,200,000	4/1/2022	Aa3	AA-
Texas A&M	\$3,000,000	5/1/2022	Aaa	AAA

**Key ("Watch" implies an imminent but not inevitable action, "Outlook" implies entity is being monitored)**

\*+ Positive Watch

Neg Negative Outlook

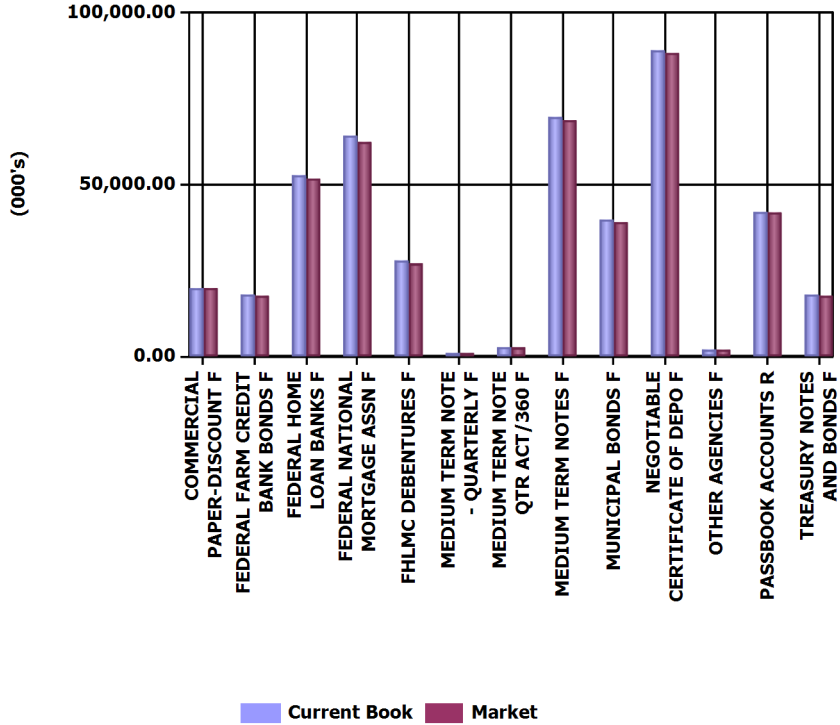


Run Date: 2/22/2018 2:27:15 PM

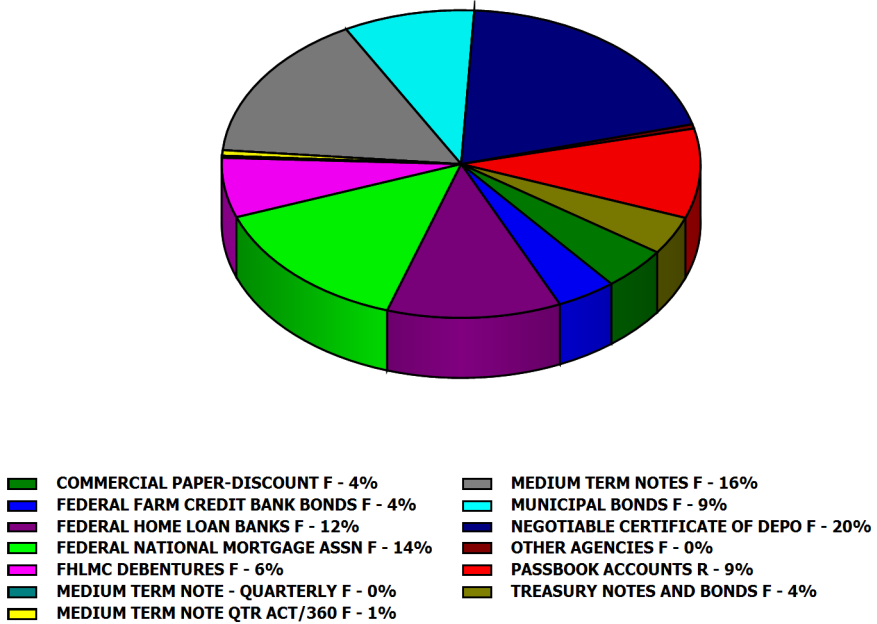
Investments Outstanding As Of Date: 1/31/2018

Assets (000's)	Current Par	Current Book	Current Market	Mkt/ Cur Book	Yield	WAL (Yr)	Mat (Yr)
COMMERCIAL PAPER-DISCOUNT	20,000.00	19,808.82	19,856.05	100.24 %	1.76 %	.382	.382
FEDERAL FARM CREDIT BANK B	18,000.00	17,999.71	17,663.52	98.13 %	1.77 %	3.047	3.047
FEDERAL HOME LOAN BANKS F	52,504.86	52,721.55	51,645.09	97.96 %	1.61 %	2.654	2.654
FEDERAL NATIONAL MORTGAGE	64,250.00	64,186.29	62,419.83	97.25 %	1.55 %	2.989	2.989
FHLMC DEBENTURES F	27,920.00	27,933.47	27,016.58	96.72 %	1.87 %	3.973	3.973
MEDIUM TERM NOTE - QUARTER	1,000.00	1,008.10	1,003.19	99.51 %	1.53 %	.515	.515
MEDIUM TERM NOTE QTR ACT/3	2,607.00	2,618.97	2,612.32	99.75 %	1.81 %	.370	.370
MEDIUM TERM NOTES F	69,497.00	69,693.14	68,694.91	98.57 %	1.80 %	2.193	2.193
MUNICIPAL BONDS F	39,542.27	39,773.36	39,001.29	98.06 %	1.80 %	2.521	2.521
NEGOTIABLE CERTIFICATE OF D	89,105.00	89,095.24	88,264.96	99.07 %	1.69 %	2.334	2.334
OTHER AGENCIES F	2,000.00	2,000.00	1,972.32	98.62 %	2.10 %	4.066	4.066
PASSBOOK ACCOUNTS R	42,000.00	42,000.00	41,919.93	99.81 %	1.34 %	.003	.003
TREASURY NOTES AND BONDS F	18,000.00	17,975.43	17,688.16	98.40 %	1.78 %	3.230	3.230
<b>Totals (000's):</b>	<b>446,426.13</b>	<b>446,814.08</b>	<b>439,758.14</b>	<b>98.42 %</b>	<b>1.68 %</b>	<b>2.313</b>	<b>2.313</b>

PORTFOLIO ALLOCATION



CURRENT PAR %



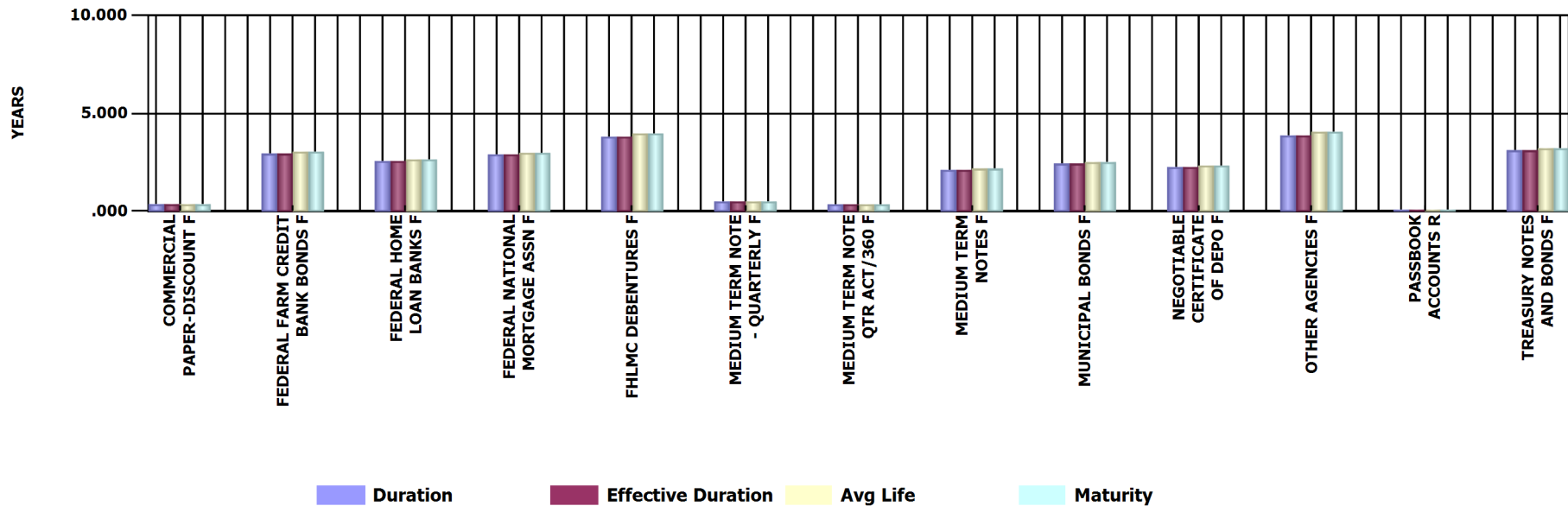


Run Date: 2/22/2018 2:27:15 PM

Investments Outstanding As Of Date: 1/31/2018

MATURITY ANALYSIS

Assets (000's)	Current Par	Duration (Yr)	Effective Duration (Yr)	WAL (Yr)	Mat (Yr)
COMMERCIAL PAPER-DISCOUNT F	20,000.00	.382	.382	.382	.382
FEDERAL FARM CREDIT BANK BONDS F	18,000.00	2.956	2.956	3.047	3.047
FEDERAL HOME LOAN BANKS F	52,504.86	2.577	2.577	2.654	2.654
FEDERAL NATIONAL MORTGAGE ASSN F	64,250.00	2.916	2.916	2.989	2.989
FHLMC DEBENTURES F	27,920.00	3.813	3.813	3.973	3.973
MEDIUM TERM NOTE - QUARTERLY F	1,000.00	.515	.515	.515	.515
MEDIUM TERM NOTE QTR ACT/360 F	2,607.00	.371	.371	.370	.370
MEDIUM TERM NOTES F	69,497.00	2.125	2.125	2.193	2.193
MUNICIPAL BONDS F	39,542.27	2.444	2.444	2.521	2.521
NEGOTIABLE CERTIFICATE OF DEPO F	89,105.00	2.271	2.271	2.334	2.334
OTHER AGENCIES F	2,000.00	3.879	3.879	4.066	4.066
PASSBOOK ACCOUNTS R	42,000.00	.003	.003	.003	.003
TREASURY NOTES AND BONDS F	18,000.00	3.125	3.125	3.230	3.230
<b>Totals (000's):</b>	<b>446,426.13</b>	<b>2.245</b>	<b>2.245</b>	<b>2.313</b>	<b>2.313</b>



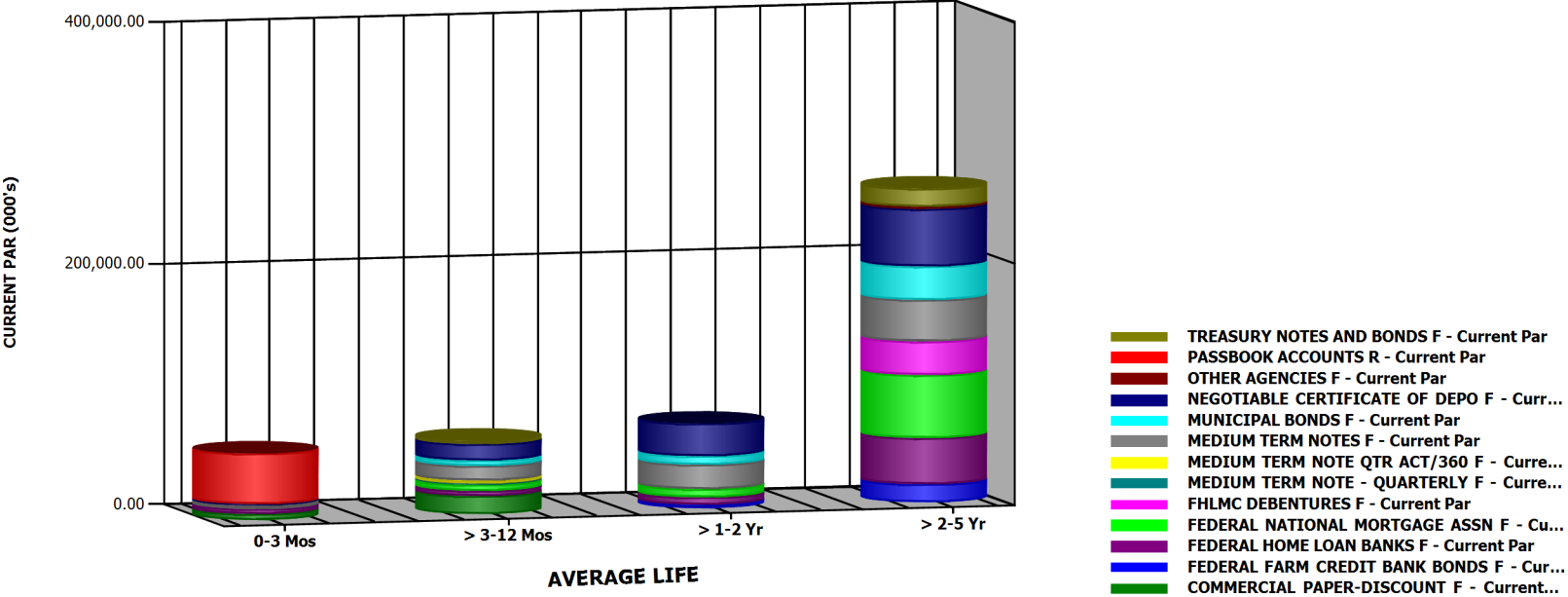


Run Date: 2/22/2018 2:27:15 PM

Investments Outstanding As Of Date: 1/31/2018

Current Par (000's)	0-3 Mos	> 3-12 Mos	> 1-2 Yr	> 2-5 Yr	Totals (000's)
COMMERCIAL PAPER-DISC	5,000.00	15,000.00	0.00	0.00	20,000.00
FEDERAL FARM CREDIT BAN	0.00	0.00	3,000.00	15,000.00	18,000.00
FEDERAL HOME LOAN BANK	4,000.00	4,264.86	6,000.00	38,240.00	52,504.86
FEDERAL NATIONAL MORTG	0.00	5,000.00	7,000.00	52,250.00	64,250.00
FHLMC DEBENTURES F	0.00	0.00	0.00	27,920.00	27,920.00
MEDIUM TERM NOTE - QUA	0.00	1,000.00	0.00	0.00	1,000.00
MEDIUM TERM NOTE QTR A	0.00	2,607.00	0.00	0.00	2,607.00
MEDIUM TERM NOTES F	3,000.00	12,020.00	20,107.00	34,370.00	69,497.00
MUNICIPAL BONDS F	0.00	4,640.00	7,100.00	27,802.27	39,542.27
NEGOTIABLE CERTIFICATE	1,140.00	13,475.00	26,950.00	47,540.00	89,105.00
OTHER AGENCIES F	0.00	0.00	0.00	2,000.00	2,000.00
PASSBOOK ACCOUNTS R	42,000.00	0.00	0.00	0.00	42,000.00
TREASURY NOTES AND BON	0.00	3,000.00	0.00	15,000.00	18,000.00
<b>Totals (000's):</b>	<b>55,140.00</b>	<b>61,006.86</b>	<b>70,157.00</b>	<b>260,122.27</b>	<b>446,426.13</b>

AVERAGE LIFE DISTRIBUTION



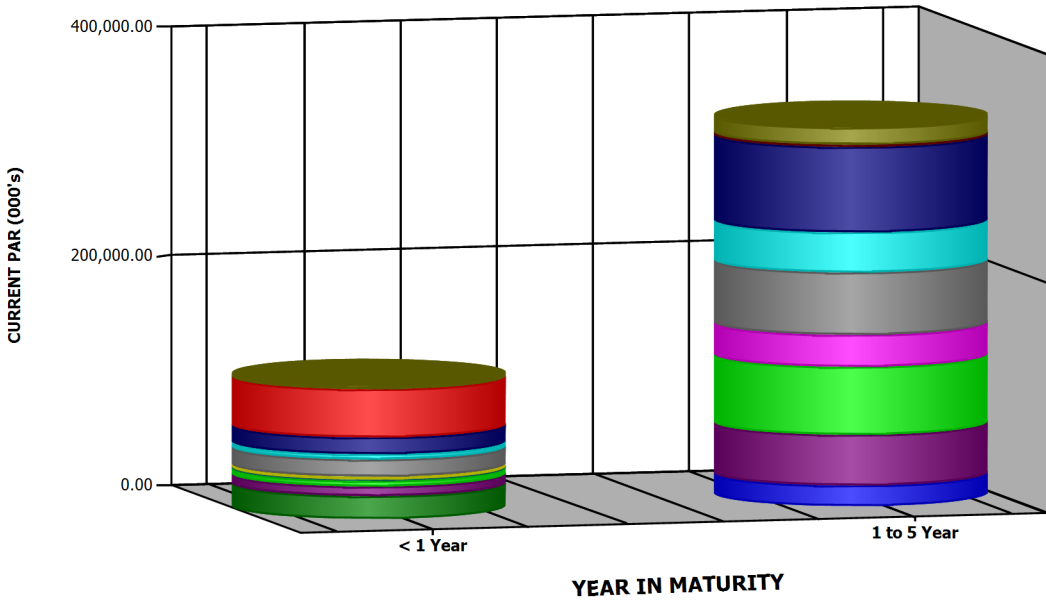




Run Date: 2/22/2018 2:27:15 PM

Investments Outstanding As Of Date: 1/31/2018

Current Par (000's)	< 1 Year	1 to 5 Year	Totals (000's)
COMMERCIAL PAPER-DISC	20,000.00	0.00	20,000.00
FEDERAL FARM CREDIT BAN	0.00	18,000.00	18,000.00
FEDERAL HOME LOAN BANK	8,264.86	44,240.00	52,504.86
FEDERAL NATIONAL MORTG	5,000.00	59,250.00	64,250.00
FHLMC DEBENTURES F	0.00	27,920.00	27,920.00
MEDIUM TERM NOTE - QUA	1,000.00	0.00	1,000.00
MEDIUM TERM NOTE QTR A	2,607.00	0.00	2,607.00
MEDIUM TERM NOTES F	15,020.00	54,477.00	69,497.00
MUNICIPAL BONDS F	4,640.00	34,902.27	39,542.27
NEGOTIABLE CERTIFICATE	14,615.00	74,490.00	89,105.00
OTHER AGENCIES F	0.00	2,000.00	2,000.00
PASSBOOK ACCOUNTS R	42,000.00	0.00	42,000.00
TREASURY NOTES AND BON	3,000.00	15,000.00	18,000.00
Totals (000's):	116,146.86	330,279.27	446,426.13



MATURITY DISTRIBUTION

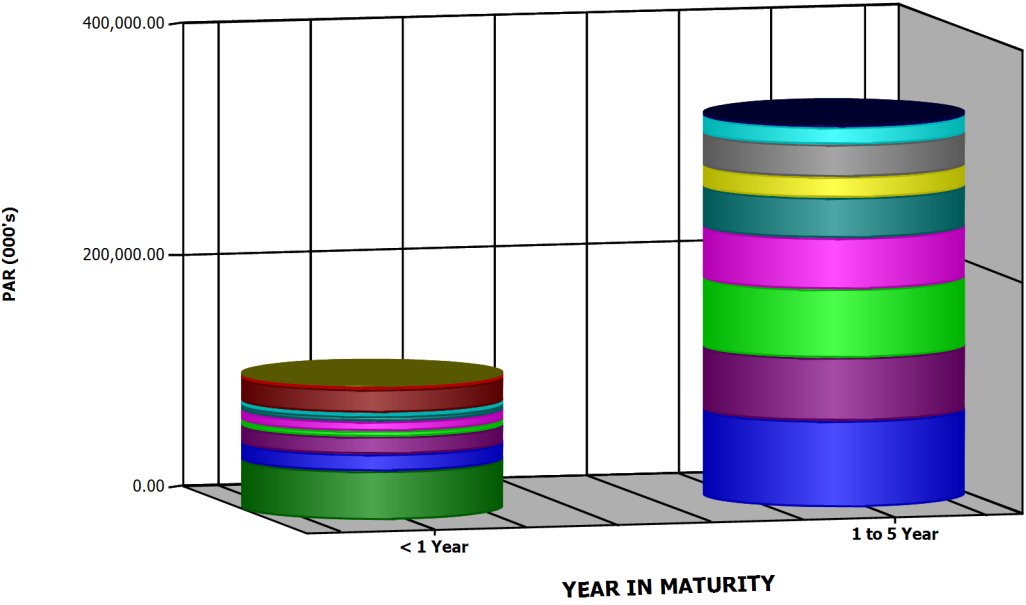
- TREASURY NOTES AND BONDS F - Current Par
- PASSBOOK ACCOUNTS R - Current Par
- OTHER AGENCIES F - Current Par
- NEGOTIABLE CERTIFICATE OF DEPO F - Cur...
- MUNICIPAL BONDS F - Current Par
- MEDIUM TERM NOTES F - Current Par
- MEDIUM TERM NOTE QTR ACT/360 F - Curre...
- MEDIUM TERM NOTE - QUARTERLY F - Curre...
- FHLMC DEBENTURES F - Current Par
- FEDERAL NATIONAL MORTGAGE ASSN F - C...
- FEDERAL HOME LOAN BANKS F - Current Par
- FEDERAL FARM CREDIT BANK BONDS F - Cu...
- COMMERCIAL PAPER-DISCOUNT F - Current...



Run Date: 2/22/2018 2:27:15 PM

Investments Outstanding As Of Date: 1/31/2018

Par (000's)	< 1 Year	1 to 5 Year	Totals (000's)
COMMERCIAL PAPER-DISC	20,000.00	0.00	20,000.00
FEDERAL FARM CREDIT BAN	0.00	18,000.00	18,000.00
FEDERAL HOME LOAN BANK	8,264.86	44,240.00	52,504.86
FEDERAL NATIONAL MORTG	5,000.00	59,250.00	64,250.00
FHLMC DEBENTURES F	0.00	27,920.00	27,920.00
MEDIUM TERM NOTE - QUA	1,000.00	0.00	1,000.00
MEDIUM TERM NOTE QTR A	2,607.00	0.00	2,607.00
MEDIUM TERM NOTES F	15,020.00	54,477.00	69,497.00
MUNICIPAL BONDS F	4,640.00	34,902.27	39,542.27
NEGOTIABLE CERTIFICATE	14,615.00	74,490.00	89,105.00
OTHER AGENCIES F	0.00	2,000.00	2,000.00
PASSBOOK ACCOUNTS R	42,000.00	0.00	42,000.00
TREASURY NOTES AND BON	3,000.00	15,000.00	18,000.00
Totals (000's):	116,146.86	330,279.27	446,426.13



CALL/MATURITY DISTRIBUTION

- MEDIUM TERM NOTE - QUARTERLY - Par
- MEDIUM TERM NOTE QTR ACT/360 - Par
- COMMERCIAL PAPER-DISCOUNT - Par
- OTHER AGENCIES - Par
- TREASURY NOTES AND BONDS - Par
- FHLMC DEBENTURES - Par
- FEDERAL FARM CREDIT BANK BONDS - Par
- MUNICIPAL BONDS - Par
- FEDERAL HOME LOAN BANKS - Par
- FEDERAL NATIONAL MORTGAGE ASSN - Par
- MEDIUM TERM NOTES - Par
- NEGOTIABLE CERTIFICATE OF DEPO - Par
- PASSBOOK ACCOUNTS - Par



Run Date: 2/22/2018 2:27:15 PM

Investments Outstanding As Of Date: 1/31/2018

INVESTMENT PORTFOLIO - POSITION DETAIL

COMMERCIAL PAPER-DISCOUNT F	Moody's	S&P	CUSIP	Coupon Rate	YIELD	WAL	Durtn	Effect Durtn	Purchase Date	Maturity Date	Call Date	Current Par Value	Current Book Value	Market Price	Unrealized Gain/(Loss)
GP 17-29a (JPMorgan CP)	P-1	A-1	46640QC74	1.440	1.451	.096	.096	.096	08/29/2017	03/07/2018		5,000,000.00	4,962,000.00	99.851000	-650.00
GP 17-43 (BTMUFJ)	P-1	A-1	06538CGC9	1.740	1.757	.444	.444	.444	12/20/2017	07/12/2018		5,000,000.00	4,950,700.00	99.159000	-3,141.67
GP 18-01 (Abbey)	P-1	A-1	00280PEX9	1.760	1.773	.329	.329	.329	01/04/2018	05/31/2018		5,000,000.00	4,964,066.67	99.412000	-311.11
GP 18-05 (Credit Suisse)	P-1	A-1	2254EBJU6	2.030	2.058	.658	.657	.657	01/30/2018	09/28/2018		5,000,000.00	4,932,051.39	98.699000	2,334.72
<b>Total Count 4</b>				<b>1.742</b>	<b>1.759</b>	<b>.382</b>	<b>.382</b>	<b>.382</b>				<b>20,000,000.00</b>	<b>19,808,818.06</b>	<b>99.280250</b>	<b>-1,768.06</b>
FEDERAL FARM CREDIT BANK BONDS F	Moody's	S&P	CUSIP	Coupon Rate	YIELD	WAL	Durtn	Effect Durtn	Purchase Date	Maturity Date	Call Date	Current Par Value	Current Book Value	Market Price	Unrealized Gain/(Loss)
GS 14-06 (BULLET)	Aaa	AA+	3133EEBN9	1.800	1.800	1.781	1.754	1.754	11/12/2014	11/12/2019		3,000,000.00	3,000,000.00	99.319000	-20,430.00
GP 15-60 (FFCB Bullet)	Aaa	AA+	3133EFLZ8	1.460	1.462	2.742	2.688	2.688	10/28/2015	10/28/2020		3,000,000.00	2,999,709.00	97.636000	-70,629.00
VS 16-02 (NC 2-24-17)CC	Aaa	AA+	3133EFZT7	1.400	1.400	2.066	2.029	2.029	02/24/2016	02/24/2020		3,000,000.00	3,000,000.00	98.210000	-53,700.00
UBS 16-03 (NC 7-6-17)CC	Aaa	AA+	3133EGKA2	1.500	1.500	3.430	3.353	3.353	07/06/2016	07/06/2021		3,000,000.00	3,000,000.00	96.694000	-99,180.00
GP 16-64 (FFCB Bullet)	Aaa	AA+	3133EGT47	2.010	2.010	3.855	3.716	3.716	12/08/2016	12/08/2021		3,000,000.00	3,000,000.00	98.243000	-52,710.00
VS 17-03 (NC 3-27-18)CC	Aaa	AA+	3133EH4T7	2.440	2.440	4.405	4.195	4.195	12/27/2017	06/27/2022		3,000,000.00	3,000,000.00	98.682000	-39,540.00
<b>Total Count 6</b>				<b>1.768</b>	<b>1.769</b>	<b>3.047</b>	<b>2.956</b>	<b>2.956</b>				<b>18,000,000.00</b>	<b>17,999,709.00</b>	<b>98.130667</b>	<b>-336,189.00</b>
FEDERAL HOME LOAN BANKS F	Moody's	S&P	CUSIP	Coupon Rate	YIELD	WAL	Durtn	Effect Durtn	Purchase Date	Maturity Date	Call Date	Current Par Value	Current Book Value	Market Price	Unrealized Gain/(Loss)
SN 13-05 (NC 9-20-13) QC	Aaa	AA+	313383EP2	1.250	1.250	.384	.383	.383	06/20/2013	06/20/2018		1,859,860.04	1,859,860.04	99.842000	-2,938.58
VS 14-01 (FHLB BULLET)	Aaa	AA+	3130A0TN0	1.550	1.350	.485	.485	.485	02/20/2014	07/27/2018		2,405,000.00	2,425,636.82	99.909000	-22,825.37
WB 14-04 (FHLB BULLET)	Aaa	AA+	313378A43	1.375	1.187	.101	.101	.101	05/22/2014	03/09/2018		4,000,000.00	4,027,800.00	100.009000	-27,440.00
WB 15-01 (FHLB Bullet)	Aaa	AA+	3130A5Z77	1.830	1.694	2.493	2.450	2.450	09/16/2015	07/29/2020		5,000,000.00	5,031,600.00	99.144000	-74,400.00
HC 15-17 (1X Call 12-28-16)	Aaa	AA+	3130A6UX3	1.500	1.500	1.405	1.397	1.397	12/28/2015	06/28/2019		3,000,000.00	3,000,000.00	99.156000	-25,320.00
WB 16-01 (Bullet)	Aaa	AA+	3130A3UQ5	1.875	1.552	2.863	2.793	2.793	01/19/2016	12/11/2020		3,000,000.00	3,045,480.00	98.732000	-83,520.00
FS 16-01 (NC 8-26-16)CC	Aaa	AA+	3130A7CL7	1.690	1.700	3.074	2.983	2.983	02/26/2016	02/26/2021		240,000.00	239,880.00	97.021000	-7,029.60
WB 16-02 (Bullet)	Aaa	AA+	313378J77	1.875	1.290	2.115	2.071	2.071	02/23/2016	03/13/2020		3,000,000.00	3,069,117.00	99.297000	-90,207.00
GP 16-17 (NC 7-26-16)CC	Aaa	AA+	3130A7QK4	1.700	1.700	3.236	3.149	3.149	04/26/2016	04/26/2021		3,000,000.00	3,000,000.00	97.585000	-72,450.00
WB 16-03 (Bullet)	Aaa	AA+	313382K69	1.750	1.461	3.112	3.025	3.025	05/20/2016	03/12/2021		3,000,000.00	3,040,116.00	98.192000	-94,356.00
WF 16-02 (Bullet)	Aaa	AA+	3130A8DB6	1.125	1.139	1.386	1.381	1.381	06/03/2016	06/21/2019		3,000,000.00	2,998,740.00	98.698000	-37,800.00
UBS 16-04 (NC 10-19-16)CC	Aaa	AA+	3130A8P80	1.400	1.400	2.970	2.915	2.915	07/19/2016	01/19/2021		3,000,000.00	3,000,000.00	97.238000	-82,860.00
WF 16-17 (NC 1-6-17)QC	Aaa	AA+	3130A9NG2	1.540	1.545	3.682	3.575	3.575	10/06/2016	10/06/2021		3,000,000.00	2,999,250.00	96.189000	-113,580.00
WF 16-20 (Global Bullet)	Aaa	AA+	3130AABG2	1.875	1.959	3.830	3.700	3.700	11/30/2016	11/29/2021		3,000,000.00	2,988,060.00	97.932000	-50,100.00
WF 17-01 (NC 1-10-20)CC	Aaa	AA+	3130AAKB3	2.140	2.140	3.945	3.797	3.797	01/10/2017	01/10/2022		3,000,000.00	3,000,000.00	97.801000	-65,970.00
WF 17-02 (Bullet)	Aaa	AA+	3130AAKW7	1.950	1.978	3.945	3.809	3.809	01/10/2017	01/10/2022		3,000,000.00	2,996,010.00	98.104000	-52,890.00
HC 17-03 (1X Call 4-26-19)	Aaa	AA+	3130AB3U8	2.100	2.100	4.236	4.054	4.054	04/26/2017	04/26/2022		3,000,000.00	3,000,000.00	97.605000	-71,850.00

# EXECUTIVE MANAGEMENT SUMMARIES AND GRAPHS



Run Date: 2/22/2018 2:27:15 PM

Investments Outstanding As Of Date: 1/31/2018

## INVESTMENT PORTFOLIO - POSITION DETAIL

FEDERAL HOME LOAN BANKS F	Moody's	S&P	CUSIP	Coupon Rate	YIELD	WAL	Durtn	Effect Durtn	Purchase Date	Maturity Date	Call Date	Current Par Value	Current Book Value	Market Price	Unrealized Gain/(Loss)
WB 17-01 (Annual Call)	Aaa	AA+	3130AC6F6	2.000	2.000	4.564	4.347	4.347	08/24/2017	08/24/2022		3,000,000.00	3,000,000.00	96.636000	-100,920.00
<b>Total</b> Count 18				1.707	1.608	2.654	2.577	2.577				52,504,860.04	52,721,549.86	98.362501	-1,076,456.55
FEDERAL NATIONAL MORTGAGE ASSN F	Moody's	S&P	CUSIP	Coupon Rate	YIELD	WAL	Durtn	Effect Durtn	Purchase Date	Maturity Date	Call Date	Current Par Value	Current Book Value	Market Price	Unrealized Gain/(Loss)
GS 13-08 (BULLET)	Aaa	AA+	3135G0WJ8	.875	1.014	.301	.301	.301	05/21/2013	05/21/2018		3,000,000.00	2,979,690.00	99.802000	14,370.00
GS 14-03 (FNMA BULLET)	Aaa	AA+	3135G0YM9	1.875	1.650	.630	.626	.626	03/20/2014	09/18/2018		2,000,000.00	2,019,400.00	100.056000	-18,280.00
GS 14-04 (FNMA BULLET)	Aaa	AA+	3136FTT82	1.750	1.548	1.074	1.059	1.059	06/02/2014	02/27/2019		4,000,000.00	4,036,720.00	99.762000	-46,240.00
VS 15-07 (FNMA Bullet)	Aaa	AA+	3135G0A78	1.625	1.594	1.973	1.948	1.948	05/20/2015	01/21/2020		3,000,000.00	3,004,147.23	98.974000	-34,927.23
GP 15-59 (FNMA Bullet)	Aaa	AA+	3135G0D75	1.500	1.417	2.392	2.355	2.355	10/28/2015	06/22/2020		3,000,000.00	3,011,148.00	98.293000	-62,358.00
VS 16-03 (NC 2-24-17)1X	Aaa	AA+	3136G2YU5	1.500	1.500	3.068	2.987	2.987	02/24/2016	02/24/2021		2,000,000.00	2,000,000.00	97.545000	-49,100.00
GP 16-35 (NC 12-30-16)QC	Aaa	AA+	3136G3SJ5	1.500	1.510	3.414	3.339	3.339	06/30/2016	06/30/2021		3,000,000.00	2,998,500.00	96.388000	-106,860.00
GP 16-37 (NC 12-30-16)QC	Aaa	AA+	3136G3UD5	1.600	1.600	3.414	3.334	3.334	06/30/2016	06/30/2021		5,000,000.00	5,000,000.00	97.650000	-117,500.00
UBS 16-05 (NC 10-28-16)QC	Aaa	AA+	3136G3J30	1.600	1.600	3.490	3.409	3.409	07/28/2016	07/28/2021		3,000,000.00	3,000,000.00	97.025000	-89,250.00
HC 16-08 (NC 10-27-16)QC	Aaa	AA+	3136G3R23	1.625	1.625	3.490	3.408	3.408	07/28/2016	07/28/2021		4,000,000.00	4,000,000.00	96.088000	-156,480.00
VS 16-08 (1X Call 7-28-16)	Aaa	AA+	3136G3H65	1.400	1.400	3.490	3.420	3.420	07/28/2016	07/28/2021		4,000,000.00	4,000,000.00	96.624000	-135,040.00
WF 16-08 (NC 8-10-17)AC	Aaa	AA+	3136G3U45	1.500	1.500	3.526	3.422	3.422	08/10/2016	08/10/2021		5,000,000.00	5,000,000.00	96.357000	-182,150.00
WF 16-12 (NC 2-14-17)QC	Aaa	AA+	3136G36F7	1.600	1.600	3.622	3.510	3.510	09/14/2016	09/14/2021		4,000,000.00	4,000,000.00	96.164000	-153,440.00
UBS 16-06 (NC 4-7-17)QC	Aaa	AA+	3136G4DP5	1.500	1.500	3.685	3.581	3.581	10/07/2016	10/07/2021		4,000,000.00	4,000,000.00	95.568000	-177,280.00
WF 16-16 (NC 3-30-17)QC	Aaa	AA+	3136G4CY7	1.500	1.500	3.666	3.564	3.564	09/30/2016	09/30/2021		3,000,000.00	3,000,000.00	95.488000	-135,360.00
UBS 16-07 (NC 4-28-17)QC	Aaa	AA+	3136G4EV1	1.625	1.627	3.742	3.631	3.631	10/28/2016	10/28/2021		3,000,000.00	2,999,760.00	95.735000	-127,710.00
WB 16-04 (BULLET)	Aaa	AA+	3135G0Q89	1.375	1.420	3.685	3.589	3.589	10/25/2016	10/07/2021		3,000,000.00	2,993,562.00	96.267000	-105,552.00
GP 16-62 (Bullet)	Aaa	AA+	3135G0Q89	1.375	1.775	3.685	3.588	3.588	11/17/2016	10/07/2021		3,000,000.00	2,944,026.00	96.267000	-56,016.00
HC 16-10 (FNMA Bullet)	Aaa	AA+	3135G0J20	1.375	1.940	3.074	2.998	2.998	12/20/2016	02/26/2021		2,000,000.00	1,954,790.34	97.111000	-12,570.34
GP 17-44 (1X CALL)	Aaa	AA+	3136G4PK3	1.750	2.063	2.660	2.594	2.594	12/21/2017	09/28/2020		1,250,000.00	1,244,543.40	98.386000	-9,675.00
<b>Total</b> Count 20				1.520	1.546	2.989	2.916	2.916				64,250,000.00	64,186,286.97	97.151479	-1,761,418.57
FHLMC DEBENTURES F	Moody's	S&P	CUSIP	Coupon Rate	YIELD	WAL	Durtn	Effect Durtn	Purchase Date	Maturity Date	Call Date	Current Par Value	Current Book Value	Market Price	Unrealized Gain/(Loss)
WB 15-03 (Bullet)	Aaa	AA+	3134G3F96	1.650	1.432	2.575	2.523	2.523	10/16/2015	08/28/2020		1,320,000.00	1,333,473.24	98.043000	-39,305.64
GP 16-36 (Step Down)QC	Aaa	AA+	3134G9ZS9	1.200	1.200	3.414	3.307	3.307	06/30/2016	06/30/2021		3,000,000.00	3,000,000.00	95.817000	-125,490.00
WF 16-07 (NC 11-25-16)QC	Aaa	AA+	3134G9X44	1.625	1.625	3.567	3.456	3.456	08/25/2016	08/25/2021		3,000,000.00	3,000,000.00	95.241000	-142,770.00
GP 16-49 (NC 11-25-16)QC	Aaa	AA+	3134G93Q8	1.680	1.680	3.567	3.452	3.452	08/25/2016	08/25/2021		3,000,000.00	3,000,000.00	95.495000	-135,150.00
HC 16-09 (NC 11-25-16)QC	Aaa	AA+	3134GAEE4	1.625	1.625	3.567	3.456	3.456	08/25/2016	08/25/2021		3,000,000.00	3,000,000.00	95.330000	-140,100.00
HC 17-01 (NC 1-26-18)QC	Aaa	AA+	3134GAK86	2.200	2.200	3.989	3.837	3.837	01/26/2017	01/26/2022		3,000,000.00	3,000,000.00	97.735000	-67,950.00

# EXECUTIVE MANAGEMENT SUMMARIES AND GRAPHS



Run Date: 2/22/2018 2:27:15 PM

Investments Outstanding As Of Date: 1/31/2018

## INVESTMENT PORTFOLIO - POSITION DETAIL

FHLMC DEBENTURES F	Moodys	S&P	CUSIP	Coupon Rate	YIELD	WAL	Durtn	Effect Durtn	Purchase Date	Maturity Date	Call Date	Current Par Value	Current Book Value	Market Price	Unrealized Gain/(Loss)
VS 17-01 (NC 2-28-18)1X	Aaa	AA+	3134GA4Q4	2.052	2.052	4.079	3.905	3.905	02/28/2017	02/28/2022		3,000,000.00	3,000,000.00	97.797000	-66,090.00
VS 17-02 (NC 9-27-19)QC	Aaa	AA+	3134GBK84	2.000	2.000	4.658	4.439	4.439	09/27/2017	09/27/2022		4,000,000.00	4,000,000.00	97.420000	-103,200.00
GP 17-40 (NC 2-28-18)QC	Aaa	AA+	3134GBY63	2.400	2.400	4.827	4.566	4.566	11/28/2017	11/28/2022		3,000,000.00	3,000,000.00	97.700000	-69,000.00
VS 17-04 (NC 12-28-18)QC	Aaa	AA+	3134GB6Y3	2.450	2.450	4.910	4.645	4.645	12/28/2017	12/28/2022		1,600,000.00	1,600,000.00	98.260000	-27,840.00
<b>Total Count 10</b>				<b>1.878</b>	<b>1.868</b>	<b>3.973</b>	<b>3.813</b>	<b>3.813</b>				<b>27,920,000.00</b>	<b>27,933,473.24</b>	<b>96.764246</b>	<b>-916,895.64</b>
MEDIUM TERM NOTE - QUARTERLY F	Moodys	S&P	CUSIP	Coupon Rate	YIELD	WAL	Durtn	Effect Durtn	Purchase Date	Maturity Date	Call Date	Current Par Value	Current Book Value	Market Price	Unrealized Gain/(Loss)
GP 18-04 (HSBC Floater)	A2	A	40428HPW6	2.162	1.528	.515	.515	.515	01/25/2018	08/07/2018		1,000,000.00	1,008,104.26	100.319000	-170.00
<b>Total Count 1</b>				<b>2.162</b>	<b>1.528</b>	<b>.515</b>	<b>.515</b>	<b>.515</b>				<b>1,000,000.00</b>	<b>1,008,104.26</b>	<b>100.319000</b>	<b>-170.00</b>
MEDIUM TERM NOTE QTR ACT/360 F	Moodys	S&P	CUSIP	Coupon Rate	YIELD	WAL	Durtn	Effect Durtn	Purchase Date	Maturity Date	Call Date	Current Par Value	Current Book Value	Market Price	Unrealized Gain/(Loss)
GP 18-02 (BBT Floater)	A2	A-	05531FAP8	2.448	1.807	.370	.371	.371	01/12/2018	06/15/2018		2,607,000.00	2,618,972.34	100.204000	-1,689.34
<b>Total Count 1</b>				<b>2.448</b>	<b>1.807</b>	<b>.370</b>	<b>.371</b>	<b>.371</b>				<b>2,607,000.00</b>	<b>2,618,972.34</b>	<b>100.204000</b>	<b>-1,689.34</b>
MEDIUM TERM NOTES F	Moodys	S&P	CUSIP	Coupon Rate	YIELD	WAL	Durtn	Effect Durtn	Purchase Date	Maturity Date	Call Date	Current Par Value	Current Book Value	Market Price	Unrealized Gain/(Loss)
WF 13-14 (IBM)	Aa3	AA-	459200HK0	1.250	1.035	.022	.022	.022	04/30/2013	02/08/2018		3,000,000.00	3,030,000.00	99.990000	-30,300.00
WF 13-15 (APPLE)	Aa1	AA+	037833AJ9	1.000	1.035	.252	.252	.252	05/08/2013	05/03/2018		3,000,000.00	2,994,840.00	99.841000	390.00
HC 14-01 (Apple)	Aa1	AA+	037833AQ3	2.100	2.030	1.260	1.248	1.248	06/18/2014	05/06/2019		2,000,000.00	2,006,460.00	99.911000	-8,240.00
GP 14-34 (HONDA)	A1	A+	02665WAH4	2.250	2.280	1.537	1.506	1.506	09/16/2014	08/15/2019		2,000,000.00	1,997,226.00	99.816000	-906.00
GP 14-48 (JNJ)	Aaa	AAA	478160BM5	1.875	1.870	1.844	1.817	1.817	12/08/2014	12/05/2019		3,000,000.00	3,000,690.00	99.401000	-18,660.00
GP 15-06 (MASTERCARD)	A2	A	57636QAA2	2.000	1.753	1.164	1.152	1.152	03/11/2015	04/01/2019		1,000,000.00	1,009,620.00	99.794000	-11,680.00
GP 15-07 (Boeing)	A2	A	097023BE4	.950	1.260	.285	.285	.285	04/01/2015	05/15/2018		1,000,000.00	990,535.00	99.750000	6,965.00
GP 15-08 (Paccar)	A1	A+	69371RM29	2.200	1.755	1.622	1.590	1.590	04/14/2015	09/15/2019		1,107,000.00	1,127,844.81	99.818000	-22,859.55
GP 15-25 (ADP)	Aa3	AA	053015AD5	2.250	2.151	2.625	2.540	2.540	09/15/2015	09/15/2020		3,000,000.00	3,013,950.00	99.652000	-24,390.00
HC 15-16 (Pepsico)	A1	A	713448CS5	1.850	2.140	2.247	2.204	2.204	09/17/2015	04/30/2020		900,000.00	888,570.00	98.859000	1,161.00
VS 15-12 (Pepsico)	A1	A	713448CS5	1.850	2.164	2.247	2.204	2.204	09/18/2015	04/30/2020		2,000,000.00	1,972,520.00	98.859000	4,660.00
VS 15-14 (Toyota)	Aa3	AA-	89236TAY1	2.000	1.550	.729	.726	.726	10/09/2015	10/24/2018		2,000,000.00	2,026,633.13	100.024000	-26,153.13
GP 15-45 (BoFA)	A1	A+	06050TMC3	1.750	1.680	.342	.342	.342	10/23/2015	06/05/2018		3,000,000.00	3,005,334.00	99.952000	-6,774.00
VS 15-19 (Cisco)	A1	AA-	17275RAR3	2.125	1.594	1.079	1.068	1.068	11/03/2015	03/01/2019		3,000,000.00	3,051,402.18	99.912000	-54,042.18
GP 15-63 (NY University)	Aa3	AA-	650119AF7	1.767	1.767	1.414	1.404	1.404	11/18/2015	07/01/2019		1,000,000.00	1,000,000.00	98.909000	-10,910.00
GP 16-04 (HNDA Float)	A1	A+	02665WAX9	1.615	1.643	.447	.446	.446	01/19/2016	07/13/2018		2,000,000.00	1,998,800.00	100.172000	4,640.00
GP 16-14 (Paccar)	A1	A+	69371RM86	1.650	1.617	1.068	1.054	1.054	02/25/2016	02/25/2019		1,000,000.00	1,000,962.00	99.434000	-6,622.00
GP 16-29 (Home Depot)	A2	A	437076BL5	2.000	1.703	3.167	3.065	3.065	05/13/2016	04/01/2021		3,000,000.00	3,041,520.00	98.403000	-89,430.00
GP 16-30 (State Street)	A1	A	857477AV5	1.950	2.005	3.299	3.200	3.200	05/25/2016	05/19/2021		1,010,000.00	1,007,363.90	97.600000	-21,603.90

# EXECUTIVE MANAGEMENT SUMMARIES AND GRAPHS



Run Date: 2/22/2018 2:27:15 PM

Investments Outstanding As Of Date: 1/31/2018

## INVESTMENT PORTFOLIO - POSITION DETAIL

MEDIUM TERM NOTES F	Moody's	S&P	CUSIP	Coupon Rate	YIELD	WAL	Durtn	Effect Durtn	Purchase Date	Maturity Date	Call Date	Current Par Value	Current Book Value	Market Price	Unrealized Gain/(Loss)
WF 16-02 (State Street)	A1	A	857477AV5	1.950	2.005	3.299	3.200	3.200	05/25/2016	05/19/2021		1,599,000.00	1,594,842.60	97.600000	-34,218.60
WF 16-06 (Wells Fargo)	A2	A	94974BGF1	2.150	1.686	1.997	1.966	1.966	07/20/2016	01/30/2020		3,000,000.00	3,047,472.00	99.242000	-70,212.00
GP 16-43 (USBank Floater)	A1	A+	91159HHF0	1.906	1.787	.789	.786	.786	07/27/2016	11/15/2018		1,020,000.00	1,022,098.48	100.308000	1,043.12
VS 16-12 (IBRD)	Aaa	AAA	459058FP3	1.375	1.458	3.638	3.542	3.542	09/20/2016	09/20/2021		3,000,000.00	2,987,970.00	96.026000	-107,190.00
WF 16-18 (Unilever)	A1	A+	904764AT4	1.375	1.605	3.490	3.420	3.420	10/12/2016	07/28/2021		3,000,000.00	2,968,260.00	95.735000	-96,210.00
GP 16-60 (BNYMellon)	A1	A	06406HCZ0	2.150	1.633	2.066	2.012	2.012	10/27/2016	02/24/2020		3,000,000.00	3,050,010.00	99.358000	-69,270.00
GP 16-65 (Princeton)	Aaa	AAA	89837LAC9	1.845	2.107	3.416	3.322	3.322	12/08/2016	07/01/2021		2,000,000.00	1,977,300.00	97.083000	-35,640.00
GP 16-61 (USB Floater)	A1	A+	91159HHJ2	2.145	2.071	1.230	1.224	1.224	11/14/2016	04/25/2019		3,000,000.00	3,004,899.00	100.309000	4,371.00
GP 17-33 (Visa)	A1	A+	92826CAG7	2.150	2.151	4.625	4.385	4.385	09/15/2017	09/15/2022		3,000,000.00	3,000,566.67	97.005000	-89,700.00
GP 17-32 (Apple)	Aa1	AA+	037833DC1	2.100	2.125	4.616	4.386	4.386	09/12/2017	09/12/2022		750,000.00	749,115.00	96.861000	-22,657.50
GP 17-34	A1	A	69351UAQ6	2.500	2.434	4.586	4.315	4.315	10/13/2017	09/01/2022		2,541,000.00	2,556,058.85	97.819000	-63,066.81
GP 17-35 (Citi)	A1	A+	17325FAK4	1.663	1.663	2.721	2.658	2.658	10/20/2017	10/20/2020		2,000,000.00	2,000,000.00	100.087000	1,740.00
GP 17-41 (Institute Adv Stud	Aaa	NA	45780DCC4	2.447	2.430	4.753	4.491	4.491	11/16/2017	11/01/2022		570,000.00	570,453.27	97.677000	-13,694.37
HC 17-16 (PG)	Aa3	AA-	742718EU9	2.150	2.285	4.529	4.294	4.294	11/21/2017	08/11/2022		3,000,000.00	2,999,826.67	97.306000	-62,730.00
<b>Total</b>	<b>Count 33</b>			<b>1.882</b>	<b>1.801</b>	<b>2.193</b>	<b>2.125</b>	<b>2.125</b>				<b>69,497,000.00</b>	<b>69,693,143.56</b>	<b>98.845862</b>	<b>-972,189.92</b>
MUNICIPAL BONDS F	Moody's	S&P	CUSIP	Coupon Rate	YIELD	WAL	Durtn	Effect Durtn	Purchase Date	Maturity Date	Call Date	Current Par Value	Current Book Value	Market Price	Unrealized Gain/(Loss)
GP 14-05 (PUSD GO)	Aa2	A+	702282ND2	1.861	1.861	.751	.745	.745	03/20/2014	11/01/2018		2,000,000.00	2,000,000.00	99.964000	-720.00
GP 14-20 (CA GO)	Aa3	AA-	13063CKL3	2.250	1.970	1.247	1.233	1.233	06/04/2014	05/01/2019		3,000,000.00	3,039,090.00	100.109000	-35,820.00
GP 14-22 (UC REV BOND)	Aa2	AA	91412GSB2	1.796	2.018	1.414	1.403	1.403	07/15/2014	07/01/2019		1,000,000.00	989,940.00	99.393000	3,990.00
GP 15-01 (LA COMM COLL D	Aa1	AA+	54438CRE4	2.058	2.030	1.499	1.472	1.472	01/08/2015	08/01/2019		1,000,000.00	1,001,200.00	99.641000	-4,790.00
GP 15-10 (Cal GO)	Aa3	AA-	13063CSQ4	1.800	1.701	2.167	2.123	2.123	04/29/2015	04/01/2020		2,000,000.00	2,009,300.00	98.891000	-31,480.00
GP 15-13 (UCREV)	Aa2	AA	91412GSB2	1.796	1.970	1.414	1.403	1.403	07/09/2015	07/01/2019		500,000.00	496,685.00	99.393000	280.00
GP 15-24 (UC Rev)	Aa2	AA	91412GQB4	1.995	1.950	2.288	2.240	2.240	09/08/2015	05/15/2020		1,825,000.00	1,828,631.75	98.913000	-23,469.50
GP 15-40 (El Monte SD)	Aa3	AA	283309KP6	2.613	2.000	2.249	2.187	2.187	10/09/2015	05/01/2020		1,000,000.00	1,026,580.00	99.484000	-31,740.00
GP 16-16 (Ohio Water Dev)	Aaa	AAA	67766WUZ3	1.804	1.160	.332	.331	.331	04/06/2016	06/01/2018		1,230,000.00	1,246,777.20	99.844000	-18,696.00
WF 16-01 (UC Reg)	Aa2	AA	91412GD44	1.490	1.490	2.288	2.252	2.252	04/20/2016	05/15/2020		2,000,000.00	2,000,000.00	97.798000	-44,040.00
GP 16-21 (UC Reg)	Aa2	AA	91412GD36	1.169	1.169	1.285	1.280	1.280	04/20/2016	05/15/2019		1,600,000.00	1,600,000.00	98.848000	-18,432.00
GP 16-38 (SCPPA)		AA-	842477TV3	2.029	1.274	2.416	2.367	2.367	07/08/2016	07/01/2020		2,000,000.00	2,058,400.00	98.799000	-82,420.00
VS 16-07 (KYSHSG)	Aaa	AAA	49130TPK6	2.490	.949	.414	.413	.413	07/12/2016	07/01/2018		1,410,000.00	1,452,300.00	99.954000	-42,948.60
GP 16-47 (George GO)	Aaa	AAA	3733844Q6	2.000	1.220	2.003	1.954	1.954	07/29/2016	02/01/2020		1,050,000.00	1,078,014.00	99.470000	-33,579.00
GP 16-50 (SantaClaraValley	Aa1		80168FLZ7	2.157	1.340	2.334	2.281	2.281	08/18/2016	06/01/2020		1,250,000.00	1,287,562.50	99.287000	-46,475.00
GP 16-54 (CA Wtr Resource)	Aa1	AA	13066YTY5	1.713	1.713	3.249	3.162	3.162	09/28/2016	05/01/2021		4,922,267.45	4,922,267.45	97.452000	-125,419.37

# EXECUTIVE MANAGEMENT SUMMARIES AND GRAPHS



Run Date: 2/22/2018 2:27:15 PM

Investments Outstanding As Of Date: 1/31/2018

## INVESTMENT PORTFOLIO - POSITION DETAIL

MUNICIPAL BONDS F	Moodys	S&P	CUSIP	Coupon Rate	YIELD	WAL	Durtn	Effect Durtn	Purchase Date	Maturity Date	Call Date	Current Par Value	Current Book Value	Market Price	Unrealized Gain/(Loss)
GP 16-59 (Rancho Wtr-C-Ref)		AAA	752111JW5	1.675	1.550	3.501	3.389	3.389	10/18/2016	08/01/2021		1,780,000.00	1,790,199.40	96.697000	-68,992.80
WF 16-21 (SFWOTR)	Aa3	AA-	79765RN47	2.150	2.150	3.753	3.604	3.604	12/14/2016	11/01/2021		3,000,000.00	3,000,000.00	97.835000	-64,950.00
GP 17-09 (Roseville FA)		AA-	77781RCK7	2.410	2.350	4.005	3.795	3.795	02/09/2017	02/01/2022		1,000,000.00	1,002,800.00	98.157000	-21,230.00
GP 17-22 (CalGO)	Aa3	AA-	13063DAD0	2.367	2.367	4.167	3.968	3.968	04/27/2017	04/01/2022		2,200,000.00	2,200,000.00	98.889000	-24,442.00
GP 17-42 (Texas A&M)	Aaa	AAA	88213AJZ9	2.202	2.419	4.288	4.097	4.097	12/04/2017	05/15/2022		3,000,000.00	2,976,156.50	97.504000	-47,550.00
GP 18-03 (NYSFAC)	Aaa	AAA	64985HYW1	2.269	2.531	3.959	3.825	3.825	01/17/2018	01/15/2022		775,000.00	767,456.19	98.296000	-5,564.50
<b>Total</b>	<b>Count</b>			<b>1.983</b>	<b>1.797</b>	<b>2.521</b>	<b>2.444</b>	<b>2.444</b>				<b>39,542,267.45</b>	<b>39,773,359.99</b>	<b>98.631893</b>	<b>-768,488.77</b>
NEGOTIABLE CERTIFICATE OF DEPO F	Moodys	S&P	CUSIP	Coupon Rate	YIELD	WAL	Durtn	Effect Durtn	Purchase Date	Maturity Date	Call Date	Current Par Value	Current Book Value	Market Price	Unrealized Gain/(Loss)
HC 13-06 (CD BARCLAYS ST)			06740AYR4	2.000	2.000	.192	.192	.192	04/11/2013	04/11/2018		205,000.00	205,000.00	100.112000	229.60
HC 13-07 (CD BARCLAYS ST)			06740AYR4	2.000	2.000	.192	.192	.192	04/11/2013	04/11/2018		200,000.00	200,000.00	100.112000	224.00
FNC 13-01 (BARCLAYS STEP)			06740AZW2	1.600	3.913	.405	.405	.405	07/05/2013	06/28/2018		245,000.00	239,487.50	100.023000	5,568.85
VS 13-03 (ST.BANK TEX) YE			856528CJ1	1.550	1.550	.362	.363	.363	11/12/2013	06/12/2018		245,000.00	245,000.00	100.106000	259.70
VS 13-02 (ST BANK OF TEX)			856528CJ1	1.550	1.550	.362	.363	.363	11/12/2013	06/12/2018		245,000.00	245,000.00	100.106000	259.70
VS 13-01 (ST BANK OF TEX)			856528CJ1	1.550	1.550	.362	.363	.363	11/12/2013	06/12/2018		245,000.00	245,000.00	100.106000	259.70
FNC 13-04 (COMPASS BANK)			20451PGY6	1.900	1.900	.784	.779	.779	11/13/2013	11/13/2018		245,000.00	245,000.00	100.164000	401.80
FNC 13-03 (COMPASS BANK)			20451PGY6	1.900	1.900	.784	.779	.779	11/13/2013	11/13/2018		245,000.00	245,000.00	100.164000	401.80
FNC 13-02 (COMPASS BANK)			20451PGY6	1.900	1.900	.784	.779	.779	11/13/2013	11/13/2018		245,000.00	245,000.00	100.164000	401.80
WB 14-02 (CRESCENT B&T)			225645CZ1	1.500	1.500	.573	.581	.581	02/28/2014	08/28/2018		245,000.00	245,000.00	100.095000	232.75
WB 14-01 (CRESCENT B&T)			225645CZ1	1.500	1.500	.573	.581	.581	02/28/2014	08/28/2018		245,000.00	245,000.00	100.095000	232.75
FNC 14-03 (WEBSTER) YES			94768NJNI5	1.800	1.800	1.090	1.081	1.081	03/05/2014	03/05/2019		245,000.00	245,000.00	99.912000	-215.60
FNC 14-02 (WEBSTER) PA			94768NJNI5	1.800	1.800	1.090	1.081	1.081	03/05/2014	03/05/2019		245,000.00	245,000.00	99.912000	-215.60
FNC 14-01 (WEBSTER) CITY			94768NJNI5	1.800	1.800	1.090	1.081	1.081	03/05/2014	03/05/2019		245,000.00	245,000.00	99.912000	-215.60
WB 14-03 (CRESCENT B & T)			225645CZ1	1.500	1.500	.573	.581	.581	02/28/2014	08/28/2018		245,000.00	245,000.00	100.095000	232.75
VS 14-03 (FIRST MRCHOPA)			32082BCV9	1.500	1.500	.638	.635	.635	03/21/2014	09/21/2018		245,000.00	245,000.00	100.078000	191.10
VS 14-04 (FIRST MERCH) YE			32082BCV9	1.500	1.500	.638	.635	.635	03/21/2014	09/21/2018		245,000.00	245,000.00	100.078000	191.10
VS 14-02 (FIRST MERCH) CI			32082BCV9	1.500	1.500	.638	.635	.635	03/21/2014	09/21/2018		245,000.00	245,000.00	100.078000	191.10
FNC 14-06 (SAUK) YES			804375DF7	1.650	1.650	1.244	1.238	1.238	04/30/2014	04/30/2019		245,000.00	245,000.00	100.072000	176.40
FNC 14-05 (SAUK) PA			804375DF7	1.650	1.650	1.244	1.238	1.238	04/30/2014	04/30/2019		245,000.00	245,000.00	100.072000	176.40
FNC 14-04(SAUK)CITY			804375DF7	1.650	1.650	1.244	1.238	1.238	04/30/2014	04/30/2019		245,000.00	245,000.00	100.072000	176.40
GP 14-12 (THIRD FED) YES			88413QAP3	1.800	1.800	1.307	1.298	1.298	05/23/2014	05/23/2019		245,000.00	245,000.00	100.062000	151.90
GP 14-11 (THIRD FED) PA			88413QAP3	1.800	1.800	1.307	1.298	1.298	05/23/2014	05/23/2019		245,000.00	245,000.00	100.062000	151.90
GP 14-10 (THIRD FED) CITY			88413QAP3	1.800	1.800	1.307	1.298	1.298	05/23/2014	05/23/2019		245,000.00	245,000.00	100.062000	151.90

# EXECUTIVE MANAGEMENT SUMMARIES AND GRAPHS



Run Date: 2/22/2018 2:27:15 PM

Investments Outstanding As Of Date: 1/31/2018

## INVESTMENT PORTFOLIO - POSITION DETAIL

NEGOTIABLE CERTIFICATE OF DEPO F	Moodys	S&P	CUSIP	Coupon Rate	YIELD	WAL	Durtn	Effect Durtn	Purchase Date	Maturity Date	Call Date	Current Par Value	Current Book Value	Market Price	Unrealized Gain/ (Loss)
GP 14-16 (FIRST PTRMIER)Y			33610RPF4	1.750	1.750	1.323	1.315	1.315	05/29/2014	05/29/2019		245,000.00	245,000.00	99.729000	-663.95
GP 14-15 (FIRST PREMIER)P			33610RPF4	1.750	1.750	1.323	1.315	1.315	05/29/2014	05/29/2019		245,000.00	245,000.00	99.729000	-663.95
GP 14-14 (FIRST PREMIER)C			33610RPF4	1.750	1.750	1.323	1.315	1.315	05/29/2014	05/29/2019		245,000.00	245,000.00	99.729000	-663.95
GP 14-19 (SUNAPEE)YES			510868AG7	1.750	1.750	1.342	1.328	1.328	06/05/2014	06/05/2019		245,000.00	245,000.00	100.049000	120.05
GP 14-18 (SUNAPEE)PA			510868AG7	1.750	1.750	1.342	1.328	1.328	06/05/2014	06/05/2019		245,000.00	245,000.00	100.049000	120.05
GP 14-17 (SUNAPEE)CITY			510868AG7	1.750	1.750	1.342	1.328	1.328	06/05/2014	06/05/2019		245,000.00	245,000.00	100.049000	120.05
FNC 14-21 (STEARNS)YES			857894NM7	1.700	1.700	1.345	1.331	1.331	06/06/2014	06/06/2019		245,000.00	245,000.00	100.035000	85.75
FNC 14-20 (STEARNS)PA			857894NM7	1.700	1.700	1.345	1.331	1.331	06/06/2014	06/06/2019		245,000.00	245,000.00	100.035000	85.75
FNC 14-19 (STEARNS)CITY			857894NM7	1.700	1.700	1.345	1.331	1.331	06/06/2014	06/06/2019		245,000.00	245,000.00	100.035000	85.75
FNC 14-18 (NBT)YES			628779FJ4	1.800	1.800	1.345	1.334	1.334	06/06/2014	06/06/2019		245,000.00	245,000.00	100.034000	83.30
FNC 14-17 (NBT)PA			628779FJ4	1.800	1.800	1.345	1.334	1.334	06/06/2014	06/06/2019		245,000.00	245,000.00	100.034000	83.30
FNC 14-16 (NBT)CITY			628779FJ4	1.800	1.800	1.345	1.334	1.334	06/06/2014	06/06/2019		245,000.00	245,000.00	100.034000	83.30
FNC 14-12 (GEORGETOWN)			06424XBN1	1.300	1.300	.345	.345	.345	06/06/2014	06/06/2018		245,000.00	245,000.00	100.012000	29.40
FNC 14-11 (GEORGETOWN)			06424XBN1	1.300	1.300	.345	.345	.345	06/06/2014	06/06/2018		245,000.00	245,000.00	100.012000	29.40
FNC 14-10 (GEORGETOWN)			06424XBN1	1.300	1.300	.345	.345	.345	06/06/2014	06/06/2018		245,000.00	245,000.00	100.012000	29.40
FNC 14-31 (AMEX BANK) CI			02587CAF7	1.950	1.950	1.458	1.442	1.442	07/17/2014	07/17/2019		245,000.00	245,000.00	99.886000	-279.30
FNC 14-32 (AMEX BANK) PA			02587CAF7	1.950	1.950	1.458	1.442	1.442	07/17/2014	07/17/2019		245,000.00	245,000.00	99.886000	-279.30
FNC 14-33 (AMEX BANK) YE			02587CAF7	1.950	1.950	1.458	1.442	1.442	07/17/2014	07/17/2019		245,000.00	245,000.00	99.886000	-279.30
GP 14-23 (BELMONT) CITY			080515AV1	1.500	1.500	.512	.512	.512	08/04/2014	08/06/2018		245,000.00	245,000.00	99.974000	-63.70
GP 14-24 (BELMONT) PA			080515AV1	1.500	1.500	.512	.512	.512	08/04/2014	08/06/2018		245,000.00	245,000.00	99.974000	-63.70
GP 14-25 (BELMONT) YES			080515AV1	1.500	1.500	.512	.512	.512	08/04/2014	08/06/2018		245,000.00	245,000.00	99.974000	-63.70
GP 14-28 (PEOPLES UNITED)			71270QGB6	1.950	1.950	1.570	1.553	1.553	08/27/2014	08/27/2019		245,000.00	245,000.00	99.927000	-178.85
GP 14-29 (PEOPLES UNITED)			71270QGB6	1.950	1.950	1.570	1.553	1.553	08/27/2014	08/27/2019		245,000.00	245,000.00	99.927000	-178.85
GP 14-30 (PEOPLES UNITED)			71270QGB6	1.950	1.950	1.570	1.553	1.553	08/27/2014	08/27/2019		245,000.00	245,000.00	99.927000	-178.85
HC 14-02 (GOLDMAN SACHS)			38147J5J7	2.100	2.100	1.627	1.607	1.607	09/17/2014	09/17/2019		245,000.00	245,000.00	100.070000	171.50
HC 14-03 (GOLDMAN SACHS)			38147J5J7	2.100	2.100	1.627	1.607	1.607	09/17/2014	09/17/2019		245,000.00	245,000.00	100.070000	171.50
VS 14-10 (PARK NATL) CITY			700654AV8	2.100	2.100	1.148	1.139	1.139	09/26/2014	03/26/2019		245,000.00	245,000.00	99.852000	-362.60
VS 14-11 (PARK NATL) PA			700654AV8	2.100	2.100	1.148	1.139	1.139	09/26/2014	03/26/2019		245,000.00	245,000.00	99.852000	-362.60
VS 14-12 (PARK NATL) YES			700654AV8	2.100	2.100	1.148	1.139	1.139	09/26/2014	03/26/2019		245,000.00	245,000.00	99.852000	-362.60
HC 14-04 (BMW) CITY			05580AAU8	2.100	2.100	1.633	1.613	1.613	09/19/2014	09/19/2019		245,000.00	245,000.00	99.892000	-264.60
HC 14-05 (BMW) PA			05580AAU8	2.100	2.100	1.633	1.613	1.613	09/19/2014	09/19/2019		245,000.00	245,000.00	99.892000	-264.60
HC 14-06 (BMW) YES			05580AAU8	2.100	2.100	1.633	1.613	1.613	09/19/2014	09/19/2019		245,000.00	245,000.00	99.892000	-264.60
VS 14-13 (MIDWIL) CITY			59828PBU3	2.000	2.000	1.704	1.677	1.677	10/15/2014	10/15/2019		245,000.00	245,000.00	100.000000	0.00



# EXECUTIVE MANAGEMENT SUMMARIES AND GRAPHS



Run Date: 2/22/2018 2:27:15 PM

Investments Outstanding As Of Date: 1/31/2018

## INVESTMENT PORTFOLIO - POSITION DETAIL

NEGOTIABLE CERTIFICATE OF DEPO F	Moodys	S&P	CUSIP	Coupon Rate	YIELD	WAL	Durtn	Effect Durtn	Purchase Date	Maturity Date	Call Date	Current Par Value	Current Book Value	Market Price	Unrealized Gain/(Loss)
VS 14-14 (MIDWIL) PA			59828PBU3	2.000	2.000	1.704	1.677	1.677	10/15/2014	10/15/2019		245,000.00	245,000.00	100.000000	0.00
VS 14-15 (MIDWIL) YES			59828PBU3	2.000	2.000	1.704	1.677	1.677	10/15/2014	10/15/2019		245,000.00	245,000.00	100.000000	0.00
VS 14-16 (LEADER) CITY			52168UCV2	2.000	2.000	1.721	1.703	1.703	10/21/2014	10/21/2019		245,000.00	245,000.00	100.006000	14.70
VS 14-17 (LEADER) PA			52168UCV2	2.000	2.000	1.721	1.703	1.703	10/21/2014	10/21/2019		245,000.00	245,000.00	100.006000	14.70
VS 14-18 (LEADER) YES			52168UCV2	2.000	2.000	1.721	1.703	1.703	10/21/2014	10/21/2019		245,000.00	245,000.00	100.006000	14.70
FNC 14-34 (Cap One)City			140420PS3	2.100	2.100	1.685	1.666	1.666	10/08/2014	10/08/2019		245,000.00	245,000.00	100.025000	61.25
FNC 14-35 (Cap One)PA			140420PS3	2.100	2.100	1.685	1.666	1.666	10/08/2014	10/08/2019		245,000.00	245,000.00	100.025000	61.25
FNC 14-36 (Cap One)YES			140420PS3	2.100	2.100	1.685	1.666	1.666	10/08/2014	10/08/2019		245,000.00	245,000.00	100.025000	61.25
GP 14-39 (THOMASTON) CI			88457PAC1	1.750	1.750	.742	.742	.742	10/29/2014	10/29/2018		245,000.00	245,000.00	99.995000	-12.25
GP 14-40 (THOMASTON) PA			88457PAC1	1.750	1.750	.742	.742	.742	10/29/2014	10/29/2018		245,000.00	245,000.00	99.995000	-12.25
GP 14-41 (THOMASTON) YE			88457PAC1	1.750	1.750	.742	.742	.742	10/29/2014	10/29/2018		245,000.00	245,000.00	99.995000	-12.25
GP 14-42 (FLUSHING) CITY			34387AAX7	2.000	2.000	1.748	1.721	1.721	10/31/2014	10/31/2019		245,000.00	245,000.00	99.993000	-17.15
GP 14-43 (FLUSHING) PA			34387AAX7	2.000	2.000	1.748	1.721	1.721	10/31/2014	10/31/2019		245,000.00	245,000.00	99.993000	-17.15
GP 14-44 (FLUSHING) YES			34387AAX7	2.000	2.000	1.748	1.721	1.721	10/31/2014	10/31/2019		245,000.00	245,000.00	99.993000	-17.15
HC 14-08 (LIVE OAK) CITY			538036CA0	1.850	1.850	1.493	1.480	1.480	10/30/2014	07/30/2019		245,000.00	245,000.00	99.953000	-115.15
HC 14-09 (LIVE OAK) PA			538036CA0	1.850	1.850	1.493	1.480	1.480	10/30/2014	07/30/2019		245,000.00	245,000.00	99.953000	-115.15
HC 14-10 (LIVE OAK) YES			538036CA0	1.850	1.850	1.493	1.480	1.480	10/30/2014	07/30/2019		245,000.00	245,000.00	99.953000	-115.15
VS 14-22 (LUANA) CITY			549103QN2	1.850	1.850	1.762	1.743	1.743	11/05/2014	11/05/2019		245,000.00	245,000.00	99.571000	-1,051.05
VS 14-23 (LUANA) PA			549103QN2	1.850	1.850	1.762	1.743	1.743	11/05/2014	11/05/2019		245,000.00	245,000.00	99.571000	-1,051.05
VS 14-24 (LUANA) YES			549103QN2	1.850	1.850	1.762	1.743	1.743	11/05/2014	11/05/2019		245,000.00	245,000.00	99.571000	-1,051.05
VS 14-25 (MINNWEST SO) C			60425SDY2	1.800	1.800	1.745	1.724	1.724	10/30/2014	10/30/2019		245,000.00	245,000.00	99.977000	-56.35
VS 14-26 (MINNWEST SO) P			60425SDY2	1.800	1.800	1.745	1.724	1.724	10/30/2014	10/30/2019		245,000.00	245,000.00	99.977000	-56.35
VS 14-27 (MINNWEST SO) Y			60425SDY2	1.800	1.800	1.745	1.724	1.724	10/30/2014	10/30/2019		245,000.00	245,000.00	99.977000	-56.35
VS 14-31 (SECURITY BANK)			81407SAX5	1.500	1.500	.745	.746	.746	10/30/2014	10/30/2018		245,000.00	245,000.00	99.883000	-286.65
VS 14-32 (SECURITY BANK)			81407SAX5	1.500	1.500	.745	.746	.746	10/30/2014	10/30/2018		245,000.00	245,000.00	99.883000	-286.65
VS 14-33 (SECURITY BANK)			81407SAX5	1.500	1.500	.745	.746	.746	10/30/2014	10/30/2018		245,000.00	245,000.00	99.883000	-286.65
SN 14-01 (BANK LEUMI) CIT			063248EX2	2.000	2.000	1.816	1.787	1.787	11/25/2014	11/25/2019		245,000.00	245,000.00	99.952000	-117.60
SN 14-02 (BANK LEUMI) PA			063248EX2	2.000	2.000	1.816	1.787	1.787	11/25/2014	11/25/2019		245,000.00	245,000.00	99.952000	-117.60
SN 14-03 (BANK LEUMI) YES			063248EX2	2.000	2.000	1.816	1.787	1.787	11/25/2014	11/25/2019		245,000.00	245,000.00	99.952000	-117.60
FNC 14-37 (FIRST CAP) CIT			31944FBE9	1.500	1.500	.858	.855	.855	12/10/2014	12/10/2018		245,000.00	245,000.00	99.903000	-237.65
FNC 14-38 (FIRST CAP) PA			31944FBE9	1.500	1.500	.858	.855	.855	12/10/2014	12/10/2018		245,000.00	245,000.00	99.903000	-237.65
FNC 14-39 (FIRST CAP) YES			31944FBE9	1.500	1.500	.858	.855	.855	12/10/2014	12/10/2018		245,000.00	245,000.00	99.903000	-237.65
HC 15-03 (RONDOUT)YES			776322AP4	1.350	1.350	.474	.474	.474	01/23/2015	07/23/2018		245,000.00	245,000.00	100.069000	169.05

# EXECUTIVE MANAGEMENT SUMMARIES AND GRAPHS



Run Date: 2/22/2018 2:27:15 PM

Investments Outstanding As Of Date: 1/31/2018

## INVESTMENT PORTFOLIO - POSITION DETAIL

NEGOTIABLE CERTIFICATE OF DEPO F	Moody's	S&P	CUSIP	Coupon Rate	YIELD	WAL	Durtn	Effect Durtn	Purchase Date	Maturity Date	Call Date	Current Par Value	Current Book Value	Market Price	Unrealized Gain/(Loss)
HC 15-02 (RONDOUT)PA			776322AP4	1.350	1.350	.474	.474	.474	01/23/2015	07/23/2018		245,000.00	245,000.00	100.069000	169.05
HC 15-01 (RONDOUT)CITY			776322AP4	1.350	1.350	.474	.474	.474	01/23/2015	07/23/2018		245,000.00	245,000.00	100.069000	169.05
HC 15-04 (FIRST RESOURCE			336177AQ3	1.300	1.300	.493	.493	.493	01/28/2015	07/30/2018		245,000.00	245,000.00	100.072000	176.40
HC 15-05 (FIRST RESOURCE			336177AQ3	1.300	1.300	.493	.493	.493	01/28/2015	07/30/2018		245,000.00	245,000.00	100.072000	176.40
HC 15-06 (FIRST RESOURCE			336177AQ3	1.300	1.300	.493	.493	.493	01/28/2015	07/30/2018		245,000.00	245,000.00	100.072000	176.40
VS 15-03 (SUFFEX BANK) YE			86933DAF9	1.150	1.150	.523	.522	.522	02/11/2015	08/10/2018		245,000.00	245,000.00	99.767000	-570.85
VS 15-01 (SUFFEX BANK) CI			86933DAF9	1.150	1.150	.523	.522	.522	02/11/2015	08/10/2018		245,000.00	245,000.00	99.767000	-570.85
VS 15-02 (SUFFEX BANK) PA			86933DAF9	1.150	1.150	.523	.522	.522	02/11/2015	08/10/2018		245,000.00	245,000.00	99.767000	-570.85
FNC 15-10 (Bluffton)CITY			175144CP7	1.250	1.250	1.208	1.202	1.202	04/17/2015	04/17/2019		245,000.00	245,000.00	99.725000	-673.75
FNC 15-12 (Bluffton)YES			175144CP7	1.250	1.250	1.208	1.202	1.202	04/17/2015	04/17/2019		245,000.00	245,000.00	99.725000	-673.75
FNC 15-11 (Bluffton)PA			175144CP7	1.250	1.250	1.208	1.202	1.202	04/17/2015	04/17/2019		245,000.00	245,000.00	99.725000	-673.75
GP 15-09 (GoldmanSachs)CI			38148JRS2	1.900	1.900	2.225	2.179	2.179	04/22/2015	04/22/2020		245,000.00	245,000.00	99.536000	-1,136.80
FNC 15-14 (Amex Centurion)			02587DXK9	1.850	1.850	2.244	2.199	2.199	04/29/2015	04/29/2020		245,000.00	245,000.00	99.199000	-1,962.45
FNC 15-13 (Amex Centurion)			02587DXK9	1.850	1.850	2.244	2.199	2.199	04/29/2015	04/29/2020		245,000.00	245,000.00	99.199000	-1,962.45
VS 15-08 (Manuf & Traders)			564759QT8	1.200	1.200	.359	.359	.359	06/10/2015	06/11/2018		245,000.00	245,000.00	99.884000	-284.20
VS 15-09 (Manuf & Traders)			564759QT8	1.200	1.200	.359	.359	.359	06/10/2015	06/11/2018		245,000.00	245,000.00	99.884000	-284.20
VS 15-10 (Manuf & Traders)			564759QT8	1.200	1.200	.359	.359	.359	06/10/2015	06/11/2018		245,000.00	245,000.00	99.884000	-284.20
FNC 15-17 (CapOneNat)YES			14042E4P2	2.300	2.300	2.455	2.400	2.400	07/15/2015	07/15/2020		245,000.00	245,000.00	99.873000	-311.15
FNC 15-16 (CapOneNat)PA			14042E4P2	2.300	2.300	2.455	2.400	2.400	07/15/2015	07/15/2020		245,000.00	245,000.00	99.873000	-311.15
FNC 15-15 (CapOneNat)City			14042E4P2	2.300	2.300	2.455	2.400	2.400	07/15/2015	07/15/2020		245,000.00	245,000.00	99.873000	-311.15
GP 15-16 (Everbank)YES			29976DZK9	2.000	2.000	2.496	2.449	2.449	07/30/2015	07/30/2020		245,000.00	245,000.00	99.371000	-1,541.05
GP 15-15 (Everbank)PA			29976DZK9	2.000	2.000	2.496	2.449	2.449	07/30/2015	07/30/2020		245,000.00	245,000.00	99.371000	-1,541.05
GP 15-14 (Everbank)City			29976DZK9	2.000	2.000	2.496	2.449	2.449	07/30/2015	07/30/2020		245,000.00	245,000.00	99.371000	-1,541.05
GP 15-18 (First Neighbor)Cit			33581VAE9	1.600	1.600	1.589	1.565	1.565	09/03/2015	09/03/2019		245,000.00	245,000.00	100.058000	142.10
GP 15-19 (First Neighbor)PA			33581VAE9	1.600	1.600	1.589	1.565	1.565	09/03/2015	09/03/2019		245,000.00	245,000.00	100.058000	142.10
GP 15-20 (First Neighbor)YE			33581VAE9	1.600	1.600	1.589	1.565	1.565	09/03/2015	09/03/2019		245,000.00	245,000.00	100.058000	142.10
GP 15-21 (MY Safra)City			55406JAM4	1.600	1.600	1.589	1.565	1.565	09/03/2015	09/03/2019		245,000.00	245,000.00	100.073000	178.85
GP 15-22 (MY Safra)PA			55406JAM4	1.600	1.600	1.589	1.565	1.565	09/03/2015	09/03/2019		245,000.00	245,000.00	100.073000	178.85
GP 15-23 (MY Safra)YES			55406JAM4	1.600	1.600	1.589	1.565	1.565	09/03/2015	09/03/2019		245,000.00	245,000.00	100.073000	178.85
HC 15-13 (First Bus Bank)Cit			31938QP24	1.700	1.700	1.625	1.600	1.600	09/16/2015	09/16/2019		245,000.00	245,000.00	99.437000	-1,379.35
HC 15-14 (First Bus Bank)PA			31938QP24	1.700	1.700	1.625	1.600	1.600	09/16/2015	09/16/2019		245,000.00	245,000.00	99.437000	-1,379.35
HC 15-15 (First Bus Bank)YE			31938QP24	1.700	1.700	1.625	1.600	1.600	09/16/2015	09/16/2019		245,000.00	245,000.00	99.437000	-1,379.35
FNC 15-21 (Key Bank) City			49306SVF0	1.250	1.250	.666	.664	.664	09/30/2015	10/01/2018		245,000.00	245,000.00	100.037000	90.65

# EXECUTIVE MANAGEMENT SUMMARIES AND GRAPHS



Run Date: 2/22/2018 2:27:15 PM

Investments Outstanding As Of Date: 1/31/2018

## INVESTMENT PORTFOLIO - POSITION DETAIL

NEGOTIABLE CERTIFICATE OF DEPO F	Moody's	S&P	CUSIP	Coupon Rate	YIELD	WAL	Durtn	Effect Durtn	Purchase Date	Maturity Date	Call Date	Current Par Value	Current Book Value	Market Price	Unrealized Gain/(Loss)
FNC 15-22 (Key Bank) PA			49306SVF0	1.250	1.250	.666	.664	.664	09/30/2015	10/01/2018		245,000.00	245,000.00	100.037000	90.65
FNC 15-23 (Key Bank) YES			49306SVF0	1.250	1.250	.666	.664	.664	09/30/2015	10/01/2018		245,000.00	245,000.00	100.037000	90.65
FNC 15-18 (Marlin)City			57116AKL1	1.500	1.500	1.397	1.389	1.389	09/25/2015	06/25/2019		245,000.00	245,000.00	99.972000	-68.60
FNC 15-19 (Marlin)PA			57116AKL1	1.500	1.500	1.397	1.389	1.389	09/25/2015	06/25/2019		245,000.00	245,000.00	99.972000	-68.60
FNC 15-20 (Marlin)YES			57116AKL1	1.500	1.500	1.397	1.389	1.389	09/25/2015	06/25/2019		245,000.00	245,000.00	99.972000	-68.60
GP 15-28 (First Priority)YES			33612JFU8	1.450	1.450	.658	.655	.655	09/30/2015	09/28/2018		245,000.00	245,000.00	99.880000	-294.00
GP 15-27 (First Priority)PA			33612JFU8	1.450	1.450	.658	.655	.655	09/30/2015	09/28/2018		245,000.00	245,000.00	99.880000	-294.00
GP 15-26 (First Priority)City			33612JFU8	1.450	1.450	.658	.655	.655	09/30/2015	09/28/2018		245,000.00	245,000.00	99.880000	-294.00
FNC 15-25 (Bank Midwest)P			063615BE7	1.750	1.750	2.537	2.472	2.472	10/14/2015	08/14/2020		245,000.00	245,000.00	98.730000	-3,111.50
FNC 15-26 (Bank Midwest)Y			063615BE7	1.750	1.750	2.537	2.472	2.472	10/14/2015	08/14/2020		245,000.00	245,000.00	98.730000	-3,111.50
FNC 15-24 (Bank Midwest)Ci			063615BE7	1.750	1.750	2.537	2.472	2.472	10/14/2015	08/14/2020		245,000.00	245,000.00	98.730000	-3,111.50
FNC 15-27 (Revere Bank)Cit			761402AZ9	1.800	1.800	2.666	2.600	2.600	09/30/2015	09/30/2020		245,000.00	245,000.00	99.976000	-58.80
FNC 15-28 (Revere Bank)PA			761402AZ9	1.800	1.800	2.666	2.600	2.600	09/30/2015	09/30/2020		245,000.00	245,000.00	99.976000	-58.80
FNC 15-29 (Revere Bank)YE			761402AZ9	1.800	1.800	2.666	2.600	2.600	09/30/2015	09/30/2020		245,000.00	245,000.00	99.976000	-58.80
GP 15-30 (West SB)City			95960NJG3	1.850	1.850	2.537	2.468	2.468	10/15/2015	08/14/2020		245,000.00	245,000.00	99.859000	-345.45
GP 15-31 (West SB)PA			95960NJG3	1.850	1.850	2.537	2.468	2.468	10/15/2015	08/14/2020		245,000.00	245,000.00	99.859000	-345.45
GP 15-32 (West SB)YES			95960NJG3	1.850	1.850	2.537	2.468	2.468	10/15/2015	08/14/2020		245,000.00	245,000.00	99.859000	-345.45
FNC 15-30 (First Intl BT)City			32057GAG4	1.500	1.500	1.540	1.519	1.519	10/16/2015	08/16/2019		245,000.00	245,000.00	99.201000	-1,957.55
FNC 15-31 (First Intl BT)PA			32057GAG4	1.500	1.500	1.540	1.519	1.519	10/16/2015	08/16/2019		245,000.00	245,000.00	99.201000	-1,957.55
FNC 15-32 (First Intl BT)YES			32057GAG4	1.500	1.500	1.540	1.519	1.519	10/16/2015	08/16/2019		245,000.00	245,000.00	99.201000	-1,957.55
FNC 15-35 (Lakeside)YES			51210SKY2	1.850	1.850	2.729	2.662	2.662	10/23/2015	10/23/2020		245,000.00	245,000.00	98.813000	-2,908.15
FNC 15-33 (Lakeside)City			51210SKY2	1.850	1.850	2.729	2.662	2.662	10/23/2015	10/23/2020		245,000.00	245,000.00	98.813000	-2,908.15
FNC 15-34 (Lakeside)PA			51210SKY2	1.850	1.850	2.729	2.662	2.662	10/23/2015	10/23/2020		245,000.00	245,000.00	98.813000	-2,908.15
FNC 15-36 (1st Source)City			33646CFT6	1.500	1.500	1.704	1.683	1.683	10/14/2015	10/15/2019		245,000.00	245,000.00	99.932000	-166.60
FNC 15-37 (1st Source)PA			33646CFT6	1.500	1.500	1.704	1.683	1.683	10/14/2015	10/15/2019		245,000.00	245,000.00	99.932000	-166.60
FNC 15-38 (1st Source)YES			33646CFT6	1.500	1.500	1.704	1.683	1.683	10/14/2015	10/15/2019		245,000.00	245,000.00	99.932000	-166.60
FNC 15-42 (Bridgewater)City			108622EL1	1.600	1.600	2.458	2.411	2.411	10/16/2015	07/16/2020		245,000.00	245,000.00	98.437000	-3,829.35
FNC 15-43 (Bridgewater)PA			108622EL1	1.600	1.600	2.458	2.411	2.411	10/16/2015	07/16/2020		245,000.00	245,000.00	98.437000	-3,829.35
FNC 15-44 (Bridgewater)YES			108622EL1	1.600	1.600	2.458	2.411	2.411	10/16/2015	07/16/2020		245,000.00	245,000.00	98.437000	-3,829.35
FNC 15-45 (Svgs Institute B			805337AG7	1.500	1.500	1.704	1.684	1.684	10/14/2015	10/15/2019		245,000.00	245,000.00	99.916000	-205.80
FNC 15-46 (Svgs Institute B			805337AG7	1.500	1.500	1.704	1.684	1.684	10/14/2015	10/15/2019		245,000.00	245,000.00	99.916000	-205.80
FNC 15-47 (Svgs Institute B			805337AG7	1.500	1.500	1.704	1.684	1.684	10/14/2015	10/15/2019		245,000.00	245,000.00	99.916000	-205.80
FNC 15-48 (Signature Bk)Cit			82669LFY4	1.400	1.400	1.455	1.444	1.444	10/16/2015	07/16/2019		245,000.00	245,000.00	99.943000	-139.65

# EXECUTIVE MANAGEMENT SUMMARIES AND GRAPHS



Run Date: 2/22/2018 2:27:15 PM

Investments Outstanding As Of Date: 1/31/2018

## INVESTMENT PORTFOLIO - POSITION DETAIL

NEGOTIABLE CERTIFICATE OF DEPO F	Moody's	S&P	CUSIP	Coupon Rate	YIELD	WAL	Durtn	Effect Durtn	Purchase Date	Maturity Date	Call Date	Current Par Value	Current Book Value	Market Price	Unrealized Gain/ (Loss)
FNC 15-49 (Signature Bk)PA			82669LFY4	1.400	1.400	1.455	1.444	1.444	10/16/2015	07/16/2019		245,000.00	245,000.00	99.943000	-139.65
FNC 15-50 (Signature Bk)YE			82669LFY4	1.400	1.400	1.455	1.444	1.444	10/16/2015	07/16/2019		245,000.00	245,000.00	99.943000	-139.65
GP 15-33 (Bus Bank SL)City			12325EGX4	1.700	1.700	2.707	2.645	2.645	10/15/2015	10/15/2020		245,000.00	245,000.00	98.437000	-3,829.35
GP 15-34 (Bus Bank SL)PA			12325EGX4	1.700	1.700	2.707	2.645	2.645	10/15/2015	10/15/2020		245,000.00	245,000.00	98.437000	-3,829.35
GP 15-35 (Bus Bank SL)YES			12325EGX4	1.700	1.700	2.707	2.645	2.645	10/15/2015	10/15/2020		245,000.00	245,000.00	98.437000	-3,829.35
GP 15-37 (Bank Pacific)City			06425BCE7	1.350	1.350	1.455	1.444	1.444	10/16/2015	07/16/2019		245,000.00	245,000.00	99.066000	-2,288.30
GP 15-38 (Bank Pacific)PA			06425BCE7	1.350	1.350	1.455	1.444	1.444	10/16/2015	07/16/2019		245,000.00	245,000.00	99.066000	-2,288.30
GP 15-39 (Bank Pacific)YES			06425BCE7	1.350	1.350	1.455	1.444	1.444	10/16/2015	07/16/2019		245,000.00	245,000.00	99.066000	-2,288.30
GP 15-41 (Amer St Bnk)City			029728AP7	1.750	1.750	2.729	2.663	2.663	10/23/2015	10/23/2020		245,000.00	245,000.00	98.554000	-3,542.70
GP 15-42 (Amer St Bnk)PA			029728AP7	1.750	1.750	2.729	2.663	2.663	10/23/2015	10/23/2020		245,000.00	245,000.00	98.554000	-3,542.70
GP 15-43 (Amer St Bnk)YES			029728AP7	1.750	1.750	2.729	2.663	2.663	10/23/2015	10/23/2020		245,000.00	245,000.00	98.554000	-3,542.70
FNC 15-54 (E Boston SB)City			27113PAQ4	1.600	1.600	2.414	2.371	2.371	10/30/2015	06/30/2020		245,000.00	245,000.00	98.482000	-3,719.10
FNC 15-55 (E Boston SB)PA			27113PAQ4	1.600	1.600	2.414	2.371	2.371	10/30/2015	06/30/2020		245,000.00	245,000.00	98.482000	-3,719.10
FNC 15-56 (E Boston SB)YES			27113PAQ4	1.600	1.600	2.414	2.371	2.371	10/30/2015	06/30/2020		245,000.00	245,000.00	98.482000	-3,719.10
GP 15-53 (Unity)City			91330ABC0	1.650	1.650	2.748	2.689	2.689	10/30/2015	10/30/2020		245,000.00	245,000.00	99.858000	-347.90
GP 15-54 (Unity)PA			91330ABC0	1.650	1.650	2.748	2.689	2.689	10/30/2015	10/30/2020		245,000.00	245,000.00	99.858000	-347.90
GP 15-55 (Unity)YES			91330ABC0	1.650	1.650	2.748	2.689	2.689	10/30/2015	10/30/2020		245,000.00	245,000.00	99.858000	-347.90
GP 15-56 (Integrity)City			45822NAT7	1.650	1.650	2.767	2.699	2.699	11/06/2015	11/06/2020		245,000.00	245,000.00	99.849000	-369.95
GP 15-57 (Integrity)PA			45822NAT7	1.650	1.650	2.767	2.699	2.699	11/06/2015	11/06/2020		245,000.00	245,000.00	99.849000	-369.95
GP 15-58 (Integrity)YES			45822NAT7	1.650	1.650	2.767	2.699	2.699	11/06/2015	11/06/2020		245,000.00	245,000.00	99.849000	-369.95
FNC 15-60 (Sec Natl)City			814414AB4	1.650	1.650	2.795	2.724	2.724	11/16/2015	11/16/2020		245,000.00	245,000.00	99.699000	-737.45
FNC 15-61 (Sec Natl)PA			814414AB4	1.650	1.650	2.795	2.724	2.724	11/16/2015	11/16/2020		245,000.00	245,000.00	99.699000	-737.45
FNC 15-62 (Sec Natl)YES			814414AB4	1.650	1.650	2.795	2.724	2.724	11/16/2015	11/16/2020		245,000.00	245,000.00	99.699000	-737.45
FNC 16-01 (MAIN ST)City			56034WAL5	1.500	1.500	1.011	.999	.999	02/04/2016	02/04/2019		245,000.00	245,000.00	99.934000	-161.70
FNC 16-02 (MAIN ST)PA			56034WAL5	1.500	1.500	1.011	.999	.999	02/04/2016	02/04/2019		245,000.00	245,000.00	99.934000	-161.70
FNC 16-03 (MAIN ST)YES			56034WAL5	1.500	1.500	1.011	.999	.999	02/04/2016	02/04/2019		245,000.00	245,000.00	99.934000	-161.70
GP 16-05 (Exchange)City			301074CG3	1.700	1.700	3.036	2.952	2.952	02/12/2016	02/12/2021		245,000.00	245,000.00	98.103000	-4,647.65
GP 16-06 (Exchange)PA			301074CG3	1.700	1.700	3.036	2.952	2.952	02/12/2016	02/12/2021		245,000.00	245,000.00	98.103000	-4,647.65
GP 16-07 (Exchange)YES			301074CG3	1.700	1.700	3.036	2.952	2.952	02/12/2016	02/12/2021		245,000.00	245,000.00	98.103000	-4,647.65
FNC 16-04 (Cadence)City			12738RCW2	1.250	1.250	.033	.033	.033	02/10/2016	02/12/2018		245,000.00	245,000.00	100.001000	2.45
FNC 16-05 (Cadence)PA			12738RCW2	1.250	1.250	.033	.033	.033	02/10/2016	02/12/2018		245,000.00	245,000.00	100.001000	2.45
FNC 16-06 (Cadence)YES			12738RCW2	1.250	1.250	.033	.033	.033	02/10/2016	02/12/2018		245,000.00	245,000.00	100.001000	2.45
FNC 16-07 (HSBC-1XCallStep			40434AL49	1.500	1.500	2.997	2.939	2.939	01/29/2016	01/29/2021		245,000.00	245,000.00	100.028000	68.60

# EXECUTIVE MANAGEMENT SUMMARIES AND GRAPHS



Run Date: 2/22/2018 2:27:15 PM

Investments Outstanding As Of Date: 1/31/2018

## INVESTMENT PORTFOLIO - POSITION DETAIL

NEGOTIABLE CERTIFICATE OF DEPO F	Moody's	S&P	CUSIP	Coupon Rate	YIELD	WAL	Durtn	Effect Durtn	Purchase Date	Maturity Date	Call Date	Current Par Value	Current Book Value	Market Price	Unrealized Gain/(Loss)
FNC 16-08 (HSBC-1XCallStep			40434AL49	1.500	1.500	2.997	2.939	2.939	01/29/2016	01/29/2021		245,000.00	245,000.00	100.028000	68.60
FNC 16-09 (HSBC-1XCallStep			40434AL49	1.500	1.500	2.997	2.939	2.939	01/29/2016	01/29/2021		245,000.00	245,000.00	100.028000	68.60
FNC 16-13 (InvestorsCommu			46147URK8	1.600	1.600	3.055	2.967	2.967	02/19/2016	02/19/2021		245,000.00	245,000.00	98.967000	-2,530.85
FNC 16-14 (InvestorsCommu			46147URK8	1.600	1.600	3.055	2.967	2.967	02/19/2016	02/19/2021		245,000.00	245,000.00	98.967000	-2,530.85
FNC 16-15 (InvestorsCommu			46147URK8	1.600	1.600	3.055	2.967	2.967	02/19/2016	02/19/2021		245,000.00	245,000.00	98.967000	-2,530.85
FNC 16-16 (First Eagle)City			32008JAV5	1.100	1.100	1.096	1.092	1.092	03/07/2016	03/07/2019		245,000.00	245,000.00	99.573000	-1,046.15
FNC 16-17 (First Eagle)PA			32008JAV5	1.100	1.100	1.096	1.092	1.092	03/07/2016	03/07/2019		245,000.00	245,000.00	99.573000	-1,046.15
FNC 16-18 (First Eagle)YES			32008JAV5	1.100	1.100	1.096	1.092	1.092	03/07/2016	03/07/2019		245,000.00	245,000.00	99.573000	-1,046.15
GP 16-18 (Comenity Cap)Cit			20033APW0	1.500	1.500	2.200	2.163	2.163	04/11/2016	04/13/2020		245,000.00	245,000.00	98.924000	-2,636.20
GP 16-19 (Comenity Cap)PA			20033APW0	1.500	1.500	2.200	2.163	2.163	04/11/2016	04/13/2020		245,000.00	245,000.00	98.924000	-2,636.20
GP 16-20 (Comenity Cap)YE			20033APW0	1.500	1.500	2.200	2.163	2.163	04/11/2016	04/13/2020		245,000.00	245,000.00	98.924000	-2,636.20
VS 16-04 (Wellesley)City			94948LAA9	1.100	1.100	1.203	1.197	1.197	04/13/2016	04/15/2019		245,000.00	245,000.00	99.360000	-1,568.00
VS 16-05 (Wellesley)PA			94948LAA9	1.100	1.100	1.203	1.197	1.197	04/13/2016	04/15/2019		245,000.00	245,000.00	99.360000	-1,568.00
VS 16-06 (Wellesley)YES			94948LAA9	1.100	1.100	1.203	1.197	1.197	04/13/2016	04/15/2019		245,000.00	245,000.00	99.360000	-1,568.00
GP 16-25 (Mercantil)City			58733ACR8	1.600	1.600	3.282	3.199	3.199	05/13/2016	05/13/2021		245,000.00	245,000.00	97.885000	-5,181.75
GP 16-26 (Mercantil)PA			58733ACR8	1.600	1.600	3.282	3.199	3.199	05/13/2016	05/13/2021		245,000.00	245,000.00	97.885000	-5,181.75
GP 16-27 (Mercantil)YES			58733ACR8	1.600	1.600	3.282	3.199	3.199	05/13/2016	05/13/2021		245,000.00	245,000.00	97.885000	-5,181.75
HC 16-05 (Charter Bank)City			16116PHP9	1.450	1.450	3.282	3.209	3.209	05/13/2016	05/13/2021		245,000.00	245,000.00	97.889000	-5,171.95
HC 16-06 (Charter Bank)PA			16116PHP9	1.450	1.450	3.282	3.209	3.209	05/13/2016	05/13/2021		245,000.00	245,000.00	97.889000	-5,171.95
HC 16-07 (Charter Bank)YES			16116PHP9	1.450	1.450	3.282	3.209	3.209	05/13/2016	05/13/2021		245,000.00	245,000.00	97.889000	-5,171.95
FNC 16-19 (Northwest)City			66736AAT6	1.450	1.450	3.301	3.228	3.228	05/20/2016	05/20/2021		245,000.00	245,000.00	97.872000	-5,213.60
FNC 16-20 (Northwest)PA			66736AAT6	1.450	1.450	3.301	3.228	3.228	05/20/2016	05/20/2021		245,000.00	245,000.00	97.872000	-5,213.60
FNC 16-21 (Northwest)YES			66736AAT6	1.450	1.450	3.301	3.228	3.228	05/20/2016	05/20/2021		245,000.00	245,000.00	97.872000	-5,213.60
FNC 16-22(CommunityBankT			204161AL7	1.400	1.400	2.786	2.730	2.730	05/13/2016	11/13/2020		245,000.00	245,000.00	97.549000	-6,004.95
FNC 16-23(CommunityBankT			204161AL7	1.400	1.400	2.786	2.730	2.730	05/13/2016	11/13/2020		245,000.00	245,000.00	97.549000	-6,004.95
FNC 16-24(CommunityBankT			204161AL7	1.400	1.400	2.786	2.730	2.730	05/13/2016	11/13/2020		245,000.00	245,000.00	97.549000	-6,004.95
FNC 16-25 (Beneficial Bank)			08173QBPO	1.250	1.400	2.238	2.209	2.209	05/12/2016	04/27/2020		245,000.00	243,583.90	98.561000	-2,109.45
FNC 16-26 (Beneficial Bank)			08173QBPO	1.250	1.400	2.238	2.209	2.209	05/12/2016	04/27/2020		245,000.00	243,583.90	98.561000	-2,109.45
FNC 16-27 (Beneficial Bank)			08173QBPO	1.250	1.400	2.238	2.209	2.209	05/12/2016	04/27/2020		245,000.00	243,583.90	98.561000	-2,109.45
FNC 16-28 (UBS Bank) CITY			90348JAR1	1.650	1.650	3.351	3.256	3.256	06/07/2016	06/07/2021		245,000.00	245,000.00	97.509000	-6,102.95
FNC 16-29 (UBS Bank) PA			90348JAR1	1.650	1.650	3.351	3.256	3.256	06/07/2016	06/07/2021		245,000.00	245,000.00	97.509000	-6,102.95
FNC 16-30 (UBS Bank) YES			90348JAR1	1.650	1.650	3.351	3.256	3.256	06/07/2016	06/07/2021		245,000.00	245,000.00	97.509000	-6,102.95
FNC 16-31 (Merrick Bank)Cit			59013JQS1	1.500	1.500	3.381	3.303	3.303	06/20/2016	06/18/2021		245,000.00	245,000.00	97.480000	-6,174.00

# EXECUTIVE MANAGEMENT SUMMARIES AND GRAPHS



Run Date: 2/22/2018 2:27:15 PM

Investments Outstanding As Of Date: 1/31/2018

## INVESTMENT PORTFOLIO - POSITION DETAIL

NEGOTIABLE CERTIFICATE OF DEPO F	Moody's	S&P	CUSIP	Coupon Rate	YIELD	WAL	Durtn	Effect Durtn	Purchase Date	Maturity Date	Call Date	Current Par Value	Current Book Value	Market Price	Unrealized Gain/(Loss)
FNC 16-32(Merrick Bank)PA			59013JQS1	1.500	1.500	3.381	3.303	3.303	06/20/2016	06/18/2021		245,000.00	245,000.00	97.480000	-6,174.00
FNC 16-33 (Merrick Bank)YE			59013JQS1	1.500	1.500	3.381	3.303	3.303	06/20/2016	06/18/2021		245,000.00	245,000.00	97.480000	-6,174.00
GP 16-32 (Comm Bank Pas)			203507BA5	1.550	1.550	3.288	3.207	3.207	06/16/2016	05/15/2021		245,000.00	245,000.00	97.484000	-6,164.20
GP 16-33 (Comm Bank Pas)			203507BA5	1.550	1.550	3.288	3.207	3.207	06/16/2016	05/15/2021		245,000.00	245,000.00	97.484000	-6,164.20
GP 16-34 (Comm Bank Pas)			203507BA5	1.550	1.550	3.288	3.207	3.207	06/16/2016	05/15/2021		245,000.00	245,000.00	97.484000	-6,164.20
FNC 16-34 (Wex)City			92937CDM7	1.050	1.050	.436	.435	.435	07/08/2016	07/09/2018		245,000.00	245,000.00	99.769000	-565.95
FNC 16-35 (Wex)PA			92937CDM7	1.050	1.050	.436	.435	.435	07/08/2016	07/09/2018		245,000.00	245,000.00	99.769000	-565.95
FNC 16-36 (Wex)YES			92937CDM7	1.050	1.050	.436	.435	.435	07/08/2016	07/09/2018		245,000.00	245,000.00	99.769000	-565.95
FNC 16-37 (Celtic Bank)City			15118RLD7	1.200	1.200	2.488	2.459	2.459	07/26/2016	07/27/2020		245,000.00	245,000.00	97.735000	-5,549.25
FNC 16-38 (Celtic Bank)PA			15118RLD7	1.200	1.200	2.488	2.459	2.459	07/26/2016	07/27/2020		245,000.00	245,000.00	97.735000	-5,549.25
FNC 16-39 (Celtic Bank)YES			15118RLD7	1.200	1.200	2.488	2.459	2.459	07/26/2016	07/27/2020		245,000.00	245,000.00	97.735000	-5,549.25
GP 16-39 (Sallie Mae)City			795450YL3	1.450	1.450	3.449	3.376	3.376	07/13/2016	07/13/2021		245,000.00	245,000.00	97.089000	-7,131.95
GP 16-40 (Sallie Mae)PA			795450YL3	1.450	1.450	3.449	3.376	3.376	07/13/2016	07/13/2021		245,000.00	245,000.00	97.089000	-7,131.95
GP 16-41 (Sallie Mae)YES			795450YL3	1.450	1.450	3.449	3.376	3.376	07/13/2016	07/13/2021		245,000.00	245,000.00	97.089000	-7,131.95
WF 16-03 (Wells Fargo)City			9497486Q5	1.500	1.500	3.468	3.382	3.382	07/20/2016	07/20/2021		245,000.00	245,000.00	97.058000	-7,207.90
WF 16-04 (Wells Fargo)PA			9497486Q5	1.500	1.500	3.468	3.382	3.382	07/20/2016	07/20/2021		245,000.00	245,000.00	97.058000	-7,207.90
WF 16-05 (Wells Fargo)YES			9497486Q5	1.500	1.500	3.468	3.382	3.382	07/20/2016	07/20/2021		245,000.00	245,000.00	97.058000	-7,207.90
WF 16-10 (JPMorgan)PA QC			48126XAH8	1.650	1.650	3.542	3.428	3.428	08/16/2016	08/16/2021		245,000.00	245,000.00	96.864000	-7,683.20
WF 16-11 (JPMorgan)YES Q			48126XAH8	1.650	1.650	3.542	3.428	3.428	08/16/2016	08/16/2021		245,000.00	245,000.00	96.864000	-7,683.20
FNC 16-40 (FNB)CITY			330459BM9	1.200	1.200	2.545	2.505	2.505	08/17/2016	08/17/2020		245,000.00	245,000.00	97.529000	-6,053.95
FNC 16-41 (FNB)PA			330459BM9	1.200	1.200	2.545	2.505	2.505	08/17/2016	08/17/2020		245,000.00	245,000.00	97.529000	-6,053.95
FNC 16-42 (FNB)YES			330459BM9	1.200	1.200	2.545	2.505	2.505	08/17/2016	08/17/2020		245,000.00	245,000.00	97.529000	-6,053.95
FNC 16-43 (Enerbank)City			29266N3M7	1.450	1.450	3.545	3.445	3.445	08/17/2016	08/17/2021		245,000.00	245,000.00	96.821000	-7,788.55
FNC 16-44 (Enerbank)PA			29266N3M7	1.450	1.450	3.545	3.445	3.445	08/17/2016	08/17/2021		245,000.00	245,000.00	96.821000	-7,788.55
FNC 16-45 (Enerbank)YES			29266N3M7	1.450	1.450	3.545	3.445	3.445	08/17/2016	08/17/2021		245,000.00	245,000.00	96.821000	-7,788.55
FNC 16-46 (Shinhan Bank)Ci			824593AU1	1.050	1.050	.570	.570	.570	08/26/2016	08/27/2018		245,000.00	245,000.00	99.620000	-931.00
FNC 16-47 (Shinhan Bank)P			824593AU1	1.050	1.050	.570	.570	.570	08/26/2016	08/27/2018		245,000.00	245,000.00	99.620000	-931.00
FNC 16-48 (Shinhan Bank)Y			824593AU1	1.050	1.050	.570	.570	.570	08/26/2016	08/27/2018		245,000.00	245,000.00	99.620000	-931.00
VS 16-09 (Level One)City			52730JBS4	1.000	1.000	3.570	3.504	3.504	08/26/2016	08/26/2021		245,000.00	245,000.00	100.000000	0.00
VS 16-10 (Level One)PA			52730JBS4	1.000	1.000	3.570	3.504	3.504	08/26/2016	08/26/2021		245,000.00	245,000.00	100.000000	0.00
VS 16-11 (Level One)YES			52730JBS4	1.000	1.000	3.570	3.504	3.504	08/26/2016	08/26/2021		245,000.00	245,000.00	100.000000	0.00
WF 16-09 (JPMorgan)City Q			48126XAH8	1.650	1.650	3.542	3.428	3.428	08/16/2016	08/16/2021		245,000.00	245,000.00	96.864000	-7,683.20
FNC 16-49 (IDB)City			465076JL2	1.300	1.300	1.625	1.606	1.606	09/14/2016	09/16/2019		245,000.00	245,000.00	98.456000	-3,782.80

# EXECUTIVE MANAGEMENT SUMMARIES AND GRAPHS



Run Date: 2/22/2018 2:27:15 PM

Investments Outstanding As Of Date: 1/31/2018

## INVESTMENT PORTFOLIO - POSITION DETAIL

NEGOTIABLE CERTIFICATE OF DEPO F	Moody's	S&P	CUSIP	Coupon Rate	YIELD	WAL	Durtn	Effect Durtn	Purchase Date	Maturity Date	Call Date	Current Par Value	Current Book Value	Market Price	Unrealized Gain/(Loss)
FNC 16-50 (IDB)PA			465076JL2	1.300	1.300	1.625	1.606	1.606	09/14/2016	09/16/2019		245,000.00	245,000.00	98.456000	-3,782.80
FNC 16-51 (IDB)YES			465076JL2	1.300	1.300	1.625	1.606	1.606	09/14/2016	09/16/2019		245,000.00	245,000.00	98.456000	-3,782.80
FNC 16-52 (West Town)City			956310AE6	1.250	1.250	2.647	2.601	2.601	09/23/2016	09/23/2020		245,000.00	245,000.00	97.368000	-6,448.40
FNC 16-53 (West Town)PA			956310AE6	1.250	1.250	2.647	2.601	2.601	09/23/2016	09/23/2020		245,000.00	245,000.00	97.368000	-6,448.40
FNC 16-54 (West Town)YES			956310AE6	1.250	1.250	2.647	2.601	2.601	09/23/2016	09/23/2020		245,000.00	245,000.00	97.368000	-6,448.40
GP 16-52 (Amer Fed)City			02600ADQ7	1.450	1.450	3.666	3.571	3.571	09/30/2016	09/30/2021		250,000.00	250,000.00	96.670000	-8,325.00
GP 16-53 (Amer Fed)YES			02600ADQ7	1.450	1.450	3.666	3.571	3.571	09/30/2016	09/30/2021		250,000.00	250,000.00	96.670000	-8,325.00
FNC 16-55 (BankUnited)City			066519CK3	1.200	1.200	.658	.655	.655	09/28/2016	09/28/2018		245,000.00	245,000.00	99.545000	-1,114.75
FNC 16-56 (BankUnited)PA			066519CK3	1.200	1.200	.658	.655	.655	09/28/2016	09/28/2018		245,000.00	245,000.00	99.545000	-1,114.75
FNC 16-57 (BankUnited)YES			066519CK3	1.200	1.200	.658	.655	.655	09/28/2016	09/28/2018		245,000.00	245,000.00	99.545000	-1,114.75
WF 16-13 (Apex)City			03753XAL4	1.500	1.500	3.666	3.568	3.568	09/30/2016	09/30/2021		245,000.00	245,000.00	96.845000	-7,729.75
WF 16-14 (Apex)PA			03753XAL4	1.500	1.500	3.666	3.568	3.568	09/30/2016	09/30/2021		245,000.00	245,000.00	96.845000	-7,729.75
WF 16-15 (Apex)YES			03753XAL4	1.500	1.500	3.666	3.568	3.568	09/30/2016	09/30/2021		245,000.00	245,000.00	96.845000	-7,729.75
GP 16-55 (AmerCityBank)Cit			025140BC7	1.450	1.450	3.666	3.571	3.571	09/30/2016	09/30/2021		245,000.00	245,000.00	97.079000	-7,156.45
GP 16-56 (AmerCityBank)PA			025140BC7	1.450	1.450	3.666	3.571	3.571	09/30/2016	09/30/2021		245,000.00	245,000.00	97.079000	-7,156.45
GP 16-57 (AmerCityBank)YE			025140BC7	1.450	1.450	3.666	3.571	3.571	09/30/2016	09/30/2021		245,000.00	245,000.00	97.079000	-7,156.45
FNC 16-58 (LCA)City			501798JY9	1.300	1.300	2.038	2.004	2.004	10/14/2016	02/14/2020		245,000.00	245,000.00	97.911000	-5,118.05
FNC 16-59 (LCA)PA			501798JY9	1.300	1.300	2.038	2.004	2.004	10/14/2016	02/14/2020		245,000.00	245,000.00	97.911000	-5,118.05
FNC 16-60 (LCA)YES			501798JY9	1.300	1.300	2.038	2.004	2.004	10/14/2016	02/14/2020		245,000.00	245,000.00	97.911000	-5,118.05
FNC 16-61 (Nationwide)City			63861NAC9	1.500	1.500	3.800	3.690	3.690	11/18/2016	11/18/2021		245,000.00	245,000.00	96.697000	-8,092.35
FNC 16-62 (Nationwide)PA			63861NAC9	1.500	1.500	3.800	3.690	3.690	11/18/2016	11/18/2021		245,000.00	245,000.00	96.697000	-8,092.35
FNC 16-63 (Nationwide)YES			63861NAC9	1.500	1.500	3.800	3.690	3.690	11/18/2016	11/18/2021		245,000.00	245,000.00	96.697000	-8,092.35
FNC 16-64 (Venture Bk)City			92326XDE8	1.500	1.500	3.589	3.491	3.491	12/02/2016	09/02/2021		245,000.00	245,000.00	96.930000	-7,521.50
FNC 16-65 (Venture Bk)PA			92326XDE8	1.500	1.500	3.589	3.491	3.491	12/02/2016	09/02/2021		245,000.00	245,000.00	96.930000	-7,521.50
FNC 16-66 (Venture Bk)YES			92326XDE8	1.500	1.500	3.589	3.491	3.491	12/02/2016	09/02/2021		245,000.00	245,000.00	96.930000	-7,521.50
VS 16-13 (St Bk India)City			8562845H3	2.050	2.050	3.868	3.727	3.727	12/12/2016	12/13/2021		245,000.00	245,000.00	98.654000	-3,297.70
VS 16-14 (St Bk India)PA			8562845H3	2.050	2.050	3.868	3.727	3.727	12/12/2016	12/13/2021		245,000.00	245,000.00	98.654000	-3,297.70
VS 16-15 (St Bk India)YES			8562845H3	2.050	2.050	3.868	3.727	3.727	12/12/2016	12/13/2021		245,000.00	245,000.00	98.654000	-3,297.70
FNC 17-01 (FirstNatIBkAmer)			32110YJM8	1.950	1.950	2.973	2.884	2.884	01/20/2017	01/20/2021		245,000.00	245,000.00	98.879000	-2,746.45
FNC 17-02 (FirstNatIBkAmer)			32110YJM8	1.950	1.950	2.973	2.884	2.884	01/20/2017	01/20/2021		245,000.00	245,000.00	98.879000	-2,746.45
FNC 17-03 (FirstNatIBkAmer)			32110YJM8	1.950	1.950	2.973	2.884	2.884	01/20/2017	01/20/2021		245,000.00	245,000.00	98.879000	-2,746.45
GP 17-02 (Farmers-Merchant)			30781TBD9	2.050	2.050	3.967	3.824	3.824	01/18/2017	01/18/2022		245,000.00	245,000.00	98.593000	-3,447.15
GP 17-03 (Farmers-Merchant)			30781TBD9	2.050	2.050	3.967	3.824	3.824	01/18/2017	01/18/2022		245,000.00	245,000.00	98.593000	-3,447.15

# EXECUTIVE MANAGEMENT SUMMARIES AND GRAPHS



Run Date: 2/22/2018 2:27:15 PM

Investments Outstanding As Of Date: 1/31/2018

## INVESTMENT PORTFOLIO - POSITION DETAIL

NEGOTIABLE CERTIFICATE OF DEPO F	Moody's	S&P	CUSIP	Coupon Rate	YIELD	WAL	Durtn	Effect Durtn	Purchase Date	Maturity Date	Call Date	Current Par Value	Current Book Value	Market Price	Unrealized Gain/(Loss)
GP 17-04 (Farmers-Merchant)			30781TBD9	2.050	2.050	3.967	3.824	3.824	01/18/2017	01/18/2022		245,000.00	245,000.00	98.593000	-3,447.15
FNC 17-04 (Bk Hapoalim)Cit			06251AP53	2.150	2.150	3.964	3.814	3.814	02/17/2017	01/17/2022		245,000.00	245,000.00	98.904000	-2,685.20
FNC 17-05 (Bk Hapoalim)PA			06251AP53	2.150	2.150	3.964	3.814	3.814	02/17/2017	01/17/2022		245,000.00	245,000.00	98.904000	-2,685.20
FNC 17-06 (BI Hapoalim)YES			06251AP53	2.150	2.150	3.964	3.814	3.814	02/17/2017	01/17/2022		245,000.00	245,000.00	98.904000	-2,685.20
GP 17-06 (WashingtonFirst)			940727AH3	2.050	2.050	4.066	3.881	3.881	02/23/2017	02/23/2022		245,000.00	245,000.00	98.504000	-3,665.20
GP 17-07 (WashingtonFirst)P			940727AH3	2.050	2.050	4.066	3.881	3.881	02/23/2017	02/23/2022		245,000.00	245,000.00	98.504000	-3,665.20
GP 17-08 (WashingtonFirst)			940727AH3	2.050	2.050	4.066	3.881	3.881	02/23/2017	02/23/2022		245,000.00	245,000.00	98.504000	-3,665.20
FNC 17-07 (Kearny)City			48714LAC3	1.750	1.750	3.082	2.993	2.993	02/28/2017	03/01/2021		245,000.00	245,000.00	98.219000	-4,363.45
FNC 17-08 (Kearny)PA			48714LAC3	1.750	1.750	3.082	2.993	2.993	02/28/2017	03/01/2021		245,000.00	245,000.00	98.219000	-4,363.45
FNC 17-09 (Kearny)YES			48714LAC3	1.750	1.750	3.082	2.993	2.993	02/28/2017	03/01/2021		245,000.00	245,000.00	98.219000	-4,363.45
FNC 17-10 (United Comm)Ci			90984P5A9	2.050	2.050	4.082	3.906	3.906	03/01/2017	03/01/2022		245,000.00	245,000.00	98.486000	-3,709.30
FNC 17-11 (United Comm)P			90984P5A9	2.050	2.050	4.082	3.906	3.906	03/01/2017	03/01/2022		245,000.00	245,000.00	98.486000	-3,709.30
FNC 17-12 (United Comm)Y			90984P5A9	2.050	2.050	4.082	3.906	3.906	03/01/2017	03/01/2022		245,000.00	245,000.00	98.486000	-3,709.30
GP 17-11 (Synchrony)City			87165EL47	2.400	2.400	4.184	3.976	3.976	04/07/2017	04/07/2022		245,000.00	245,000.00	99.757000	-595.35
GP 17-12 (Synchrony)PA			87165EL47	2.400	2.400	4.184	3.976	3.976	04/07/2017	04/07/2022		245,000.00	245,000.00	99.757000	-595.35
GP 17-13 (Synchrony)YES			87165EL47	2.400	2.400	4.184	3.976	3.976	04/07/2017	04/07/2022		245,000.00	245,000.00	99.757000	-595.35
GP 17-16 (Commercial)YES			201282HM5	2.050	2.050	4.222	4.043	4.043	04/21/2017	04/21/2022		245,000.00	245,000.00	98.324000	-4,106.20
GP 17-15 (Commercial)PA			201282HM5	2.050	2.050	4.222	4.043	4.043	04/21/2017	04/21/2022		245,000.00	245,000.00	98.324000	-4,106.20
GP 17-14 (Commercial)City			201282HM5	2.050	2.050	4.222	4.043	4.043	04/21/2017	04/21/2022		245,000.00	245,000.00	98.324000	-4,106.20
FNC 17-10 (Whitney)City			966594AY9	1.650	1.650	1.222	1.213	1.213	04/20/2017	04/22/2019		245,000.00	245,000.00	99.669000	-810.95
FNC 17-11 (Whitney)PA			966594AY9	1.650	1.650	1.222	1.213	1.213	04/20/2017	04/22/2019		245,000.00	245,000.00	99.669000	-810.95
FNC 17-12 (Whitney)YES			966594AY9	1.650	1.650	1.222	1.213	1.213	04/20/2017	04/22/2019		245,000.00	245,000.00	99.669000	-810.95
HC 17-04 (Ind&Comm)City			45581EAC5	2.150	2.150	4.197	4.009	4.009	04/12/2017	04/12/2022		245,000.00	245,000.00	98.750000	-3,062.50
HC 17-06 (Ind&Comm)YES			45581EAC5	2.150	2.150	4.197	4.009	4.009	04/12/2017	04/12/2022		245,000.00	245,000.00	98.750000	-3,062.50
HC 17-05 (Ind&Comm)PA			45581EAC5	2.150	2.150	4.197	4.009	4.009	04/12/2017	04/12/2022		245,000.00	245,000.00	98.750000	-3,062.50
GP 17-17 (Ally)City			02006L2F9	1.800	1.800	2.219	2.175	2.175	04/24/2017	04/20/2020		245,000.00	245,000.00	99.109000	-2,182.95
GP 17-18 (Ally)PA			02006L2F9	1.800	1.800	2.219	2.175	2.175	04/24/2017	04/20/2020		245,000.00	245,000.00	99.109000	-2,182.95
GP 17-19 (Ally)YES			02006L2F9	1.800	1.800	2.219	2.175	2.175	04/24/2017	04/20/2020		245,000.00	245,000.00	99.109000	-2,182.95
FNC 17-13 (PrivBankTrust)Ci			74267GVX2	2.000	2.000	4.260	4.088	4.088	05/05/2017	05/05/2022		245,000.00	245,000.00	98.087000	-4,686.85
FNC 17-14 (PrivBankTrust)P			74267GVX2	2.000	2.000	4.260	4.088	4.088	05/05/2017	05/05/2022		245,000.00	245,000.00	98.087000	-4,686.85
FNC 17-15 (PrivBankTrust)Y			74267GVX2	2.000	2.000	4.260	4.088	4.088	05/05/2017	05/05/2022		245,000.00	245,000.00	98.087000	-4,686.85
FNC 17-16 (Mercantile MI)Ci			58740XZB9	2.100	2.100	4.274	4.094	4.094	05/10/2017	05/10/2022		245,000.00	245,000.00	98.474000	-3,738.70
FNC 17-17 (Mercantile MI)P			58740XZB9	2.100	2.100	4.274	4.094	4.094	05/10/2017	05/10/2022		245,000.00	245,000.00	98.474000	-3,738.70



# EXECUTIVE MANAGEMENT SUMMARIES AND GRAPHS



Run Date: 2/22/2018 2:27:15 PM

Investments Outstanding As Of Date: 1/31/2018

## INVESTMENT PORTFOLIO - POSITION DETAIL

NEGOTIABLE CERTIFICATE OF DEPO F	Moodys	S&P	CUSIP	Coupon Rate	YIELD	WAL	Durtn	Effect Durtn	Purchase Date	Maturity Date	Call Date	Current Par Value	Current Book Value	Market Price	Unrealized Gain/(Loss)
FNC 17-18 (Mercantile MI)Y			58740XZB9	2.100	2.100	4.274	4.094	4.094	05/10/2017	05/10/2022		245,000.00	245,000.00	98.474000	-3,738.70
FNC 17-19 (First Bk Highlan			319141FV4	2.100	2.100	4.293	4.113	4.113	05/17/2017	05/17/2022		245,000.00	245,000.00	98.453000	-3,790.15
FNC 17-20 (First Bk Highlan			319141FV4	2.100	2.100	4.293	4.113	4.113	05/17/2017	05/17/2022		245,000.00	245,000.00	98.453000	-3,790.15
FNC 17-21 (First Bk Highlan			319141FV4	2.100	2.100	4.293	4.113	4.113	05/17/2017	05/17/2022		245,000.00	245,000.00	98.453000	-3,790.15
GP 17-23 (Medallion) City			58403B6R2	2.150	2.150	4.356	4.153	4.153	06/09/2017	06/09/2022		245,000.00	245,000.00	98.583000	-3,471.65
GP 17-24 (Medallion) PA			58403B6R2	2.150	2.150	4.356	4.153	4.153	06/09/2017	06/09/2022		245,000.00	245,000.00	98.583000	-3,471.65
GP 17-25 (Medallion) YES			58403B6R2	2.150	2.150	4.356	4.153	4.153	06/09/2017	06/09/2022		245,000.00	245,000.00	98.583000	-3,471.65
FNC 17-22 (CommTrust)City			20416LAC3	1.850	1.850	2.548	2.480	2.480	08/18/2017	08/18/2020		245,000.00	245,000.00	98.967000	-2,530.85
FNC 17-23 (CommTrust)PA			20416LAC3	1.850	1.850	2.548	2.480	2.480	08/18/2017	08/18/2020		245,000.00	245,000.00	98.967000	-2,530.85
FNC 17-24 (CommTrust)YES			20416LAC3	1.850	1.850	2.548	2.480	2.480	08/18/2017	08/18/2020		245,000.00	245,000.00	98.967000	-2,530.85
FNC 17-25 (MorganStanley)			61747MYE5	1.700	1.700	1.548	1.525	1.525	08/17/2017	08/19/2019		245,000.00	245,000.00	99.498000	-1,229.90
FNC 17-26 (MorganStanley)P			61747MYE5	1.700	1.700	1.548	1.525	1.525	08/17/2017	08/19/2019		245,000.00	245,000.00	99.498000	-1,229.90
FNC 17-27 (MorganStanley)			61747MYE5	1.700	1.700	1.548	1.525	1.525	08/17/2017	08/19/2019		245,000.00	245,000.00	99.498000	-1,229.90
FNC 17-28 (MorganStanleyPr			61760ACZ0	1.700	1.700	1.548	1.525	1.525	08/17/2017	08/19/2019		245,000.00	245,000.00	99.498000	-1,229.90
FNC 17-29 (MorganStanleyPr			61760ACZ0	1.700	1.700	1.548	1.525	1.525	08/17/2017	08/19/2019		245,000.00	245,000.00	99.498000	-1,229.90
FNC 17-30 (MorganStanleyPr			61760ACZ0	1.700	1.700	1.548	1.525	1.525	08/17/2017	08/19/2019		245,000.00	245,000.00	99.498000	-1,229.90
FNC 17-31 (Jackson County)			466682AQ4	2.050	2.050	4.584	4.359	4.359	08/31/2017	08/31/2022		245,000.00	245,000.00	97.910000	-5,120.50
FNC 17-32 (Jackson County)			466682AQ4	2.050	2.050	4.584	4.359	4.359	08/31/2017	08/31/2022		245,000.00	245,000.00	97.910000	-5,120.50
FNC 17-313(Jackson County)			466682AQ4	2.050	2.050	4.584	4.359	4.359	08/31/2017	08/31/2022		245,000.00	245,000.00	97.910000	-5,120.50
HC 17-07 (Ohio Vally)City			677721CR1	2.050	2.050	4.605	4.387	4.387	09/08/2017	09/08/2022		245,000.00	245,000.00	97.871000	-5,216.05
HC 17-08 (Ohio Vally) PA			677721CR1	2.050	2.050	4.605	4.387	4.387	09/08/2017	09/08/2022		245,000.00	245,000.00	97.871000	-5,216.05
HC 17-09 (Ohio Vally) YES			677721CR1	2.050	2.050	4.605	4.387	4.387	09/08/2017	09/08/2022		245,000.00	245,000.00	97.871000	-5,216.05
GP 17-26 (Discover)City			254673BZ8	2.350	2.350	4.603	4.345	4.345	09/07/2017	09/07/2022		245,000.00	245,000.00	99.180000	-2,009.00
GP 17-27 (Discover)PA			254673BZ8	2.350	2.350	4.603	4.345	4.345	09/07/2017	09/07/2022		245,000.00	245,000.00	99.180000	-2,009.00
GP 17-28 (Discover)YES			254673BZ8	2.350	2.350	4.603	4.345	4.345	09/07/2017	09/07/2022		245,000.00	245,000.00	99.180000	-2,009.00
GP 17-29 (Pinnacle)City			72345SFV8	2.000	2.000	3.641	3.508	3.508	09/21/2017	09/21/2021		245,000.00	245,000.00	98.614000	-3,395.70
GP 17-30 (Pinnacle)PA			72345SFV8	2.000	2.000	3.641	3.508	3.508	09/21/2017	09/21/2021		245,000.00	245,000.00	98.614000	-3,395.70
GP 17-31 (Pinnacle)YES			72345SFV8	2.000	2.000	3.641	3.508	3.508	09/21/2017	09/21/2021		245,000.00	245,000.00	98.614000	-3,395.70
HC 17-10 (York) City			987159AP5	2.000	2.000	4.625	4.404	4.404	09/15/2017	09/15/2022		245,000.00	245,000.00	97.642000	-5,777.10
HC 17-11 (York) PA			987159AP5	2.000	2.000	4.625	4.404	4.404	09/15/2017	09/15/2022		245,000.00	245,000.00	97.642000	-5,777.10
HC 17-12 (York) YES			987159AP5	2.000	2.000	4.625	4.404	4.404	09/15/2017	09/15/2022		245,000.00	245,000.00	97.642000	-5,777.10
FNC 17-34 (Northfield) City			66612ABX5	2.150	2.150	4.734	4.500	4.500	10/25/2017	10/25/2022		245,000.00	245,000.00	98.162000	-4,503.10
FNC 17-35 (Northfield)PA			66612ABX5	2.150	2.150	4.734	4.500	4.500	10/25/2017	10/25/2022		245,000.00	245,000.00	98.162000	-4,503.10

# EXECUTIVE MANAGEMENT SUMMARIES AND GRAPHS



Run Date: 2/22/2018 2:27:15 PM

Investments Outstanding As Of Date: 1/31/2018

## INVESTMENT PORTFOLIO - POSITION DETAIL

NEGOTIABLE CERTIFICATE OF DEPO F	Moodys	S&P	CUSIP	Coupon Rate	YIELD	WAL	Durtn	Effect Durtn	Purchase Date	Maturity Date	Call Date	Current Par Value	Current Book Value	Market Price	Unrealized Gain/(Loss)
FNC 17-36 (Northfield)YES			66612ABX5	2.150	2.150	4.734	4.500	4.500	10/25/2017	10/25/2022		245,000.00	245,000.00	98.162000	-4,503.10
GP 17-36 (Allegiance)City			01748DAY2	2.200	2.200	4.759	4.508	4.508	11/03/2017	11/03/2022		245,000.00	245,000.00	98.348000	-4,047.40
GP 17-37 (Allegiance)PA			01748DAY2	2.200	2.200	4.759	4.508	4.508	11/03/2017	11/03/2022		245,000.00	245,000.00	98.348000	-4,047.40
GP 17-38 (Allegiance)YES			01748DAY2	2.200	2.200	4.759	4.508	4.508	11/03/2017	11/03/2022		245,000.00	245,000.00	98.348000	-4,047.40
HC 17-13 (Crossfirst)City			22766ACB9	2.200	2.200	4.800	4.550	4.550	11/20/2017	11/18/2022		245,000.00	245,000.00	98.299000	-4,167.45
HC 17-14 (Crossfirst)PA			22766ACB9	2.200	2.200	4.800	4.550	4.550	11/20/2017	11/18/2022		245,000.00	245,000.00	98.299000	-4,167.45
HC 17-15 (Crossfirst)YES			22766ACB9	2.200	2.200	4.800	4.550	4.550	11/20/2017	11/18/2022		245,000.00	245,000.00	98.299000	-4,167.45
FNC 17-37 (City NB Metropol			17801GBT5	2.150	2.150	4.367	4.170	4.170	12/11/2017	06/13/2022		245,000.00	245,000.00	98.571000	-3,501.05
FNC 17-38 (City NB Metropol			17801GBT5	2.150	2.150	4.367	4.170	4.170	12/11/2017	06/13/2022		245,000.00	245,000.00	98.571000	-3,501.05
FNC 17-39 (City NB Metropol			17801GBT5	2.150	2.150	4.367	4.170	4.170	12/11/2017	06/13/2022		245,000.00	245,000.00	98.571000	-3,501.05
Total Count 364				1.683	1.691	2.334	2.271	2.271				89,105,000.00	89,095,239.20	99.057249	-830,277.50
OTHER AGENCIES F	Moodys	S&P	CUSIP	Coupon Rate	YIELD	WAL	Durtn	Effect Durtn	Purchase Date	Maturity Date	Call Date	Current Par Value	Current Book Value	Market Price	Unrealized Gain/(Loss)
HC 17-02 (FAMCA)NC			3132X0PX3	2.100	2.100	4.066	3.879	3.879	02/23/2017	02/23/2022		2,000,000.00	2,000,000.00	98.616000	-27,680.00
Total Count 1				2.100	2.100	4.066	3.879	3.879				2,000,000.00	2,000,000.00	98.616000	-27,680.00
PASSBOOK ACCOUNTS R	Moodys	S&P	CUSIP	Coupon Rate	YIELD	WAL	Durtn	Effect Durtn	Purchase Date	Maturity Date	Call Date	Current Par Value	Current Book Value	Market Price	Unrealized Gain/(Loss)
LAIF				1.340	1.340	.003	.003	.003	01/01/2009	02/01/2018		42,000,000.00	42,000,000.00	99.809353	-80,071.78
Total Count 1				1.340	1.340	.003	.003	.003				42,000,000.00	42,000,000.00	99.809353	-80,071.78
TREASURY NOTES AND BONDS F	Moodys	S&P	CUSIP	Coupon Rate	YIELD	WAL	Durtn	Effect Durtn	Purchase Date	Maturity Date	Call Date	Current Par Value	Current Book Value	Market Price	Unrealized Gain/(Loss)
GP 15-64 (Treasury)			912828VV9	2.125	1.705	2.584	2.506	2.506	12/16/2015	08/31/2020		3,000,000.00	3,056,700.00	99.668000	-66,660.00
WF 16-19 (Treasury)			912828M98	1.625	1.521	2.833	2.774	2.774	11/15/2016	11/30/2020		2,000,000.00	2,008,125.00	98.191000	-44,305.00
GP 16-63 (Treasury)			912828F21	2.125	1.808	3.666	3.524	3.524	11/21/2016	09/30/2021		2,000,000.00	2,029,375.00	99.000000	-49,375.00
GP 17-05 (Treasury)			912828C3	.750	1.132	.581	.581	.581	01/17/2017	08/31/2018		3,000,000.00	2,981,694.36	99.434000	1,325.64
GP 17-39 (Treasury)			912828P4	1.875	2.000	4.499	4.336	4.336	10/23/2017	07/31/2022		4,000,000.00	3,977,343.75	97.356000	-83,103.75
GP 17-45 (Treasury)			912828XW5	1.750	2.205	4.414	4.262	4.262	12/26/2017	06/30/2022		4,000,000.00	3,922,187.50	96.926000	-45,147.50
Total Count 6				1.704	1.775	3.230	3.125	3.125				18,000,000.00	17,975,425.61	98.267556	-287,265.61



Run Date: 2/22/2018 2:27:15 PM

Investments Outstanding As Of Date: 1/31/2018

INVENTORY BY MATURITY REPORT

CUSIP	Investment #	Fund	Issuer	Purchase Date	Current Book	Current Rate	Maturity Date	Maturity Amount	Total Days From Purc	Current Par	YTM	Days to Maturity
	5199	1	LAIF	01/01/2009	42,000,000.00	1.340	02/01/2018	42,000,000.00	3318	42,000,000.00	1.340	1
459200HK0	5616	1	WF 13-14 (IBM)	04/30/2013	3,030,000.00	1.250	02/08/2018	3,000,000.00	1745	3,000,000.00	1.035	8
12738RCW2	6039	1	FNC 16-04 (Cadence)City	02/10/2016	245,000.00	1.250	02/12/2018	245,000.00	733	245,000.00	1.250	12
12738RCW2	6040	1	FNC 16-05 (Cadence)PA	02/10/2016	245,000.00	1.250	02/12/2018	245,000.00	733	245,000.00	1.250	12
12738RCW2	6041	1	FNC 16-06 (Cadence)YES	02/10/2016	245,000.00	1.250	02/12/2018	245,000.00	733	245,000.00	1.250	12
46640QC74	6308	1	GP 17-29a (JPMorgan CP)	08/29/2017	4,962,000.00	1.440	03/07/2018	5,000,000.00	190	5,000,000.00	1.451	35
313378A43	5712	1	WB 14-04 (FHLB BULLET)	05/22/2014	4,027,800.00	1.375	03/09/2018	4,000,000.00	1387	4,000,000.00	1.187	37
06740AYR4	5609	1	HC 13-06 (CD BARCLAYS STEP	04/11/2013	205,000.00	2.000	04/11/2018	205,000.00	1826	205,000.00	2.000	70
06740AYR4	5610	1	HC 13-07 (CD BARCLAYS STEP	04/11/2013	200,000.00	2.000	04/11/2018	200,000.00	1826	200,000.00	2.000	70
037833AJ9	5617	1	WF 13-15 (APPLE)	05/08/2013	2,994,840.00	1.000	05/03/2018	3,000,000.00	1821	3,000,000.00	1.035	92
097023BE4	5878	1	GP 15-07 (Boeing)	04/01/2015	990,535.00	.950	05/15/2018	1,000,000.00	1140	1,000,000.00	1.260	104
3135GOWJ8	5622	1	GS 13-08 (BULLET)	05/21/2013	2,979,690.00	.875	05/21/2018	3,000,000.00	1826	3,000,000.00	1.014	110
00280PEX9	6344	1	GP 18-01 (Abbey)	01/04/2018	4,964,066.67	1.760	05/31/2018	5,000,000.00	147	5,000,000.00	1.773	120
67766WUZ3	6069	1	GP 16-16 (Ohio Water Dev)	04/06/2016	1,246,777.20	1.804	06/01/2018	1,230,000.00	786	1,230,000.00	1.160	121
06050TMC3	5995	1	GP 15-45 (BofA)	10/23/2015	3,005,334.00	1.750	06/05/2018	3,000,000.00	956	3,000,000.00	1.680	125
06424XBN1	5736	1	FNC 14-12 (GEORGETOWN)YE	06/06/2014	245,000.00	1.300	06/06/2018	245,000.00	1461	245,000.00	1.300	126
06424XBN1	5737	1	FNC 14-11 (GEORGETOWN)PA	06/06/2014	245,000.00	1.300	06/06/2018	245,000.00	1461	245,000.00	1.300	126
06424XBN1	5738	1	FNC 14-10 (GEORGETOWN)CI	06/06/2014	245,000.00	1.300	06/06/2018	245,000.00	1461	245,000.00	1.300	126
564759QT8	5900	1	VS 15-08 (Manuf & Traders)Cit	06/10/2015	245,000.00	1.200	06/11/2018	245,000.00	1097	245,000.00	1.200	131
564759QT8	5901	1	VS 15-09 (Manuf & Traders)PA	06/10/2015	245,000.00	1.200	06/11/2018	245,000.00	1097	245,000.00	1.200	131
564759QT8	5902	1	VS 15-10 (Manuf & Traders)YE	06/10/2015	245,000.00	1.200	06/11/2018	245,000.00	1097	245,000.00	1.200	131
856528CJ1	5669	1	VS 13-03 (ST.BANK TEX) YES	11/12/2013	245,000.00	1.550	06/12/2018	245,000.00	1673	245,000.00	1.550	132
856528CJ1	5670	1	VS 13-02 (ST BANK OF TEX) P	11/12/2013	245,000.00	1.550	06/12/2018	245,000.00	1673	245,000.00	1.550	132
856528CJ1	5671	1	VS 13-01 (ST BANK OF TEX) C	11/12/2013	245,000.00	1.550	06/12/2018	245,000.00	1673	245,000.00	1.550	132
05531FAP8	6345	1	GP 18-02 (BBT Floater)	01/12/2018	2,618,972.34	2.448	06/15/2018	2,607,000.00	154	2,607,000.00	1.807	135
313383EP2	5662	1	SN 13-05 (NC 9-20-13) QC	06/20/2013	1,859,860.04	1.250	06/20/2018	1,859,860.04	1826	1,859,860.04	1.250	140
06740AZW2	5665	1	FNC 13-01 (BARCLAYS STEP)	07/05/2013	239,487.50	1.600	06/28/2018	245,000.00	1819	245,000.00	3.913	148
49130TPK6	6141	1	VS 16-07 (KYSHSG)	07/12/2016	1,452,300.00	2.490	07/01/2018	1,410,000.00	719	1,410,000.00	.949	151
92937CDM7	6125	1	FNC 16-34 (Wex)City	07/08/2016	245,000.00	1.050	07/09/2018	245,000.00	731	245,000.00	1.050	159
92937CDM7	6126	1	FNC 16-35 (Wex)PA	07/08/2016	245,000.00	1.050	07/09/2018	245,000.00	731	245,000.00	1.050	159
92937CDM7	6127	1	FNC 16-36 (Wex)YES	07/08/2016	245,000.00	1.050	07/09/2018	245,000.00	731	245,000.00	1.050	159
06538CGC9	6339	1	GP 17-43 (BTMUFJ)	12/20/2017	4,950,700.00	1.740	07/12/2018	5,000,000.00	204	5,000,000.00	1.757	162



Run Date: 2/22/2018 2:27:15 PM

Investments Outstanding As Of Date: 1/31/2018

INVENTORY BY MATURITY REPORT

CUSIP	Investment #	Fund	Issuer	Purchase Date	Current Book	Current Rate	Maturity Date	Maturity Amount	Total Days From Purc	Current Par	YTM	Days to Maturity
02665WAX9	6031		1 GP 16-04 (HNDA Float)	01/19/2016	1,998,800.00	1.615	07/13/2018	2,000,000.00	906	2,000,000.00	1.643	163
776322AP4	5853		1 HC 15-03 (RONDOU)YES	01/23/2015	245,000.00	1.350	07/23/2018	245,000.00	1277	245,000.00	1.350	173
776322AP4	5854		1 HC 15-02 (RONDOU)PA	01/23/2015	245,000.00	1.350	07/23/2018	245,000.00	1277	245,000.00	1.350	173
776322AP4	5855		1 HC 15-01 (RONDOU)CITY	01/23/2015	245,000.00	1.350	07/23/2018	245,000.00	1277	245,000.00	1.350	173
3130A0TNO	5684		1 VS 14-01 (FHLB BULLET)	02/20/2014	2,425,636.82	1.550	07/27/2018	2,405,000.00	1618	2,405,000.00	1.350	177
336177AQ3	5857		1 HC 15-04 (FIRST RESOURCE)C	01/28/2015	245,000.00	1.300	07/30/2018	245,000.00	1279	245,000.00	1.300	180
336177AQ3	5858		1 HC 15-05 (FIRST RESOURCE)P	01/28/2015	245,000.00	1.300	07/30/2018	245,000.00	1279	245,000.00	1.300	180
336177AQ3	5859		1 HC 15-06 (FIRST RESOURCE)Y	01/28/2015	245,000.00	1.300	07/30/2018	245,000.00	1279	245,000.00	1.300	180
080515AV1	5760		1 GP 14-23 (BELMONT) CITY	08/04/2014	245,000.00	1.500	08/06/2018	245,000.00	1463	245,000.00	1.500	187
080515AV1	5761		1 GP 14-24 (BELMONT) PA	08/04/2014	245,000.00	1.500	08/06/2018	245,000.00	1463	245,000.00	1.500	187
080515AV1	5762		1 GP 14-25 (BELMONT) YES	08/04/2014	245,000.00	1.500	08/06/2018	245,000.00	1463	245,000.00	1.500	187
40428HPW6	6347		1 GP 18-04 (HSBC Floater)	01/25/2018	1,008,104.26	2.162	08/07/2018	1,000,000.00	194	1,000,000.00	1.528	188
86933DAF9	5861		1 VS 15-03 (SUFFEX BANK) YES	02/11/2015	245,000.00	1.150	08/10/2018	245,000.00	1276	245,000.00	1.150	191
86933DAF9	5862		1 VS 15-01 (SUFFEX BANK) CITY	02/11/2015	245,000.00	1.150	08/10/2018	245,000.00	1276	245,000.00	1.150	191
86933DAF9	5863		1 VS 15-02 (SUFFEX BANK) PA	02/11/2015	245,000.00	1.150	08/10/2018	245,000.00	1276	245,000.00	1.150	191
824593AU1	6163		1 FNC 16-46 (Shinhan Bank)City	08/26/2016	245,000.00	1.050	08/27/2018	245,000.00	731	245,000.00	1.050	208
824593AU1	6164		1 FNC 16-47 (Shinhan Bank)PA	08/26/2016	245,000.00	1.050	08/27/2018	245,000.00	731	245,000.00	1.050	208
824593AU1	6165		1 FNC 16-48 (Shinhan Bank)YES	08/26/2016	245,000.00	1.050	08/27/2018	245,000.00	731	245,000.00	1.050	208
225645CZ1	5687		1 WB 14-02 (CRESCENT B&T) P	02/28/2014	245,000.00	1.500	08/28/2018	245,000.00	1642	245,000.00	1.500	209
225645CZ1	5688		1 WB 14-01 (CRESCENT B&T) CI	02/28/2014	245,000.00	1.500	08/28/2018	245,000.00	1642	245,000.00	1.500	209
225645CZ1	5695		1 WB 14-03 (CRESCENT B & T)	02/28/2014	245,000.00	1.500	08/28/2018	245,000.00	1642	245,000.00	1.500	209
9128282C3	6244		1 GP 17-05 (Treasury)	01/17/2017	2,981,694.36	.750	08/31/2018	3,000,000.00	591	3,000,000.00	1.132	212
3135G0YM9	5697		1 GS 14-03 (FNMA BULLET)	03/20/2014	2,019,400.00	1.875	09/18/2018	2,000,000.00	1643	2,000,000.00	1.650	230
32082BCV9	5699		1 VS 14-03 (FIRST MRCHOPA	03/21/2014	245,000.00	1.500	09/21/2018	245,000.00	1645	245,000.00	1.500	233
32082BCV9	5700		1 VS 14-04 (FIRST MERCH) YES	03/21/2014	245,000.00	1.500	09/21/2018	245,000.00	1645	245,000.00	1.500	233
32082BCV9	5701		1 VS 14-02 (FIRST MERCH) CITY	03/21/2014	245,000.00	1.500	09/21/2018	245,000.00	1645	245,000.00	1.500	233
33612JFU8	5934		1 GP 15-28 (First Priority)YES	09/30/2015	245,000.00	1.450	09/28/2018	245,000.00	1094	245,000.00	1.450	240
33612JFU8	5935		1 GP 15-27 (First Priority)PA	09/30/2015	245,000.00	1.450	09/28/2018	245,000.00	1094	245,000.00	1.450	240
33612JFU8	5936		1 GP 15-26 (First Priority)City	09/30/2015	245,000.00	1.450	09/28/2018	245,000.00	1094	245,000.00	1.450	240
066519CK3	6185		1 FNC 16-55 (BankUnited)City	09/28/2016	245,000.00	1.200	09/28/2018	245,000.00	730	245,000.00	1.200	240
066519CK3	6186		1 FNC 16-56 (BankUnited)PA	09/28/2016	245,000.00	1.200	09/28/2018	245,000.00	730	245,000.00	1.200	240
066519CK3	6187		1 FNC 16-57 (BankUnited)YES	09/28/2016	245,000.00	1.200	09/28/2018	245,000.00	730	245,000.00	1.200	240
2254EBJU6	6348		1 GP 18-05 (Credit Suisse)	01/30/2018	4,932,051.39	2.030	09/28/2018	5,000,000.00	241	5,000,000.00	2.058	240



Run Date: 2/22/2018 2:27:15 PM

Investments Outstanding As Of Date: 1/31/2018

INVENTORY BY MATURITY REPORT

CUSIP	Investment #	Fund	Issuer	Purchase Date	Current Book	Current Rate	Maturity Date	Maturity Amount	Total Days From Purc	Current Par	YTM	Days to Maturity
49306SVF0	5925		1 FNC 15-21 (Key Bank) City	09/30/2015	245,000.00	1.250	10/01/2018	245,000.00	1097	245,000.00	1.250	243
49306SVF0	5926		1 FNC 15-22 (Key Bank) PA	09/30/2015	245,000.00	1.250	10/01/2018	245,000.00	1097	245,000.00	1.250	243
49306SVF0	5927		1 FNC 15-23 (Key Bank) YES	09/30/2015	245,000.00	1.250	10/01/2018	245,000.00	1097	245,000.00	1.250	243
89236TAY1	5974		1 VS 15-14 (Toyota)	10/09/2015	2,026,633.13	2.000	10/24/2018	2,000,000.00	1111	2,000,000.00	1.550	266
88457PAC1	5796		1 GP 14-39 (THOMASTON) CITY	10/29/2014	245,000.00	1.750	10/29/2018	245,000.00	1461	245,000.00	1.750	271
88457PAC1	5797		1 GP 14-40 (THOMASTON) PA	10/29/2014	245,000.00	1.750	10/29/2018	245,000.00	1461	245,000.00	1.750	271
88457PAC1	5798		1 GP 14-41 (THOMASTON) YES	10/29/2014	245,000.00	1.750	10/29/2018	245,000.00	1461	245,000.00	1.750	271
81407SAX5	5817		1 VS 14-31 (SECURITY BANK) CI	10/30/2014	245,000.00	1.500	10/30/2018	245,000.00	1461	245,000.00	1.500	272
81407SAX5	5818		1 VS 14-32 (SECURITY BANK) P	10/30/2014	245,000.00	1.500	10/30/2018	245,000.00	1461	245,000.00	1.500	272
81407SAX5	5819		1 VS 14-33 (SECURITY BANK) Y	10/30/2014	245,000.00	1.500	10/30/2018	245,000.00	1461	245,000.00	1.500	272
702282ND2	5698		1 GP 14-05 (PUSD GO)	03/20/2014	2,000,000.00	1.861	11/01/2018	2,000,000.00	1687	2,000,000.00	1.861	274
20451PGY6	5672		1 FNC 13-04 (COMPASS BANK) Y	11/13/2013	245,000.00	1.900	11/13/2018	245,000.00	1826	245,000.00	1.900	286
20451PGY6	5673		1 FNC 13-03 (COMPASS BANK) P	11/13/2013	245,000.00	1.900	11/13/2018	245,000.00	1826	245,000.00	1.900	286
20451PGY6	5674		1 FNC 13-02 (COMPASS BANK) C	11/13/2013	245,000.00	1.900	11/13/2018	245,000.00	1826	245,000.00	1.900	286
91159HHF0	6172		1 GP 16-43 (USBank Floater)	07/27/2016	1,022,098.48	1.906	11/15/2018	1,020,000.00	841	1,020,000.00	1.787	288
31944FBE9	5835		1 FNC 14-37 (FIRST CAP) CITY	12/10/2014	245,000.00	1.500	12/10/2018	245,000.00	1461	245,000.00	1.500	313
31944FBE9	5836		1 FNC 14-38 (FIRST CAP) PA	12/10/2014	245,000.00	1.500	12/10/2018	245,000.00	1461	245,000.00	1.500	313
31944FBE9	5837		1 FNC 14-39 (FIRST CAP) YES	12/10/2014	245,000.00	1.500	12/10/2018	245,000.00	1461	245,000.00	1.500	313
56034WAL5	6033		1 FNC 16-01 (MAIN ST)City	02/04/2016	245,000.00	1.500	02/04/2019	245,000.00	1096	245,000.00	1.500	369
56034WAL5	6034		1 FNC 16-02 (MAIN ST)PA	02/04/2016	245,000.00	1.500	02/04/2019	245,000.00	1096	245,000.00	1.500	369
56034WAL5	6035		1 FNC 16-03 (MAIN ST)YES	02/04/2016	245,000.00	1.500	02/04/2019	245,000.00	1096	245,000.00	1.500	369
69371RM86	6063		1 GP 16-14 (Paccar)	02/25/2016	1,000,962.00	1.650	02/25/2019	1,000,000.00	1096	1,000,000.00	1.617	390
3136FTT82	5725		1 GS 14-04 (FNMA BULLET)	06/02/2014	4,036,720.00	1.750	02/27/2019	4,000,000.00	1731	4,000,000.00	1.548	392
17275RAR3	6015		1 VS 15-19 (Cisco)	11/03/2015	3,051,402.18	2.125	03/01/2019	3,000,000.00	1214	3,000,000.00	1.594	394
94768NUN5	5692		1 FNC 14-03 (WEBSTER) YES	03/05/2014	245,000.00	1.800	03/05/2019	245,000.00	1826	245,000.00	1.800	398
94768NUN5	5693		1 FNC 14-02 (WEBSTER) PA	03/05/2014	245,000.00	1.800	03/05/2019	245,000.00	1826	245,000.00	1.800	398
94768NUN5	5694		1 FNC 14-01 (WEBSTER) CITY	03/05/2014	245,000.00	1.800	03/05/2019	245,000.00	1826	245,000.00	1.800	398
32008JAV5	6064		1 FNC 16-16 (First Eagle)City	03/07/2016	245,000.00	1.100	03/07/2019	245,000.00	1095	245,000.00	1.100	400
32008JAV5	6065		1 FNC 16-17 (First Eagle)PA	03/07/2016	245,000.00	1.100	03/07/2019	245,000.00	1095	245,000.00	1.100	400
32008JAV5	6066		1 FNC 16-18 (First Eagle)YES	03/07/2016	245,000.00	1.100	03/07/2019	245,000.00	1095	245,000.00	1.100	400
700654AV8	5775		1 VS 14-10 (PARK NATL) CITY	09/26/2014	245,000.00	2.100	03/26/2019	245,000.00	1642	245,000.00	2.100	419
700654AV8	5776		1 VS 14-11 (PARK NATL) PA	09/26/2014	245,000.00	2.100	03/26/2019	245,000.00	1642	245,000.00	2.100	419
700654AV8	5777		1 VS 14-12 (PARK NATL) YES	09/26/2014	245,000.00	2.100	03/26/2019	245,000.00	1642	245,000.00	2.100	419



Run Date: 2/22/2018 2:27:15 PM

Investments Outstanding As Of Date: 1/31/2018

INVENTORY BY MATURITY REPORT

CUSIP	Investment #	Fund	Issuer	Purchase Date	Current Book	Current Rate	Maturity Date	Maturity Amount	Total Days From Purc	Current Par	YTM	Days to Maturity
57636QAA2	5872		1 GP 15-06 (MASTERCARD)	03/11/2015	1,009,620.00	2.000	04/01/2019	1,000,000.00	1482	1,000,000.00	1.753	425
94948LAA9	6074		1 VS 16-04 (Wellesley)City	04/13/2016	245,000.00	1.100	04/15/2019	245,000.00	1097	245,000.00	1.100	439
94948LAA9	6075		1 VS 16-05 (Wellesley)PA	04/13/2016	245,000.00	1.100	04/15/2019	245,000.00	1097	245,000.00	1.100	439
94948LAA9	6076		1 VS 16-06 (Wellesley)YES	04/13/2016	245,000.00	1.100	04/15/2019	245,000.00	1097	245,000.00	1.100	439
175144CP7	5879		1 FNC 15-10 (Bluffton)CITY	04/17/2015	245,000.00	1.250	04/17/2019	245,000.00	1461	245,000.00	1.250	441
175144CP7	5880		1 FNC 15-12 (Bluffton)YES	04/17/2015	245,000.00	1.250	04/17/2019	245,000.00	1461	245,000.00	1.250	441
175144CP7	5881		1 FNC 15-11 (Bluffton)PA	04/17/2015	245,000.00	1.250	04/17/2019	245,000.00	1461	245,000.00	1.250	441
966594AY9	6265		1 FNC 17-10 (Whitney)City	04/20/2017	245,000.00	1.650	04/22/2019	245,000.00	732	245,000.00	1.650	446
966594AY9	6266		1 FNC 17-11 (Whitney)PA	04/20/2017	245,000.00	1.650	04/22/2019	245,000.00	732	245,000.00	1.650	446
966594AY9	6267		1 FNC 17-12 (Whitney)YES	04/20/2017	245,000.00	1.650	04/22/2019	245,000.00	732	245,000.00	1.650	446
91159HHJ2	6228		1 GP 16-61 (USB Floater)	11/14/2016	3,004,899.00	2.145	04/25/2019	3,000,000.00	892	3,000,000.00	2.071	449
804375DF7	5705		1 FNC 14-06 (SAUK) YES	04/30/2014	245,000.00	1.650	04/30/2019	245,000.00	1826	245,000.00	1.650	454
804375DF7	5706		1 FNC 14-05 (SAUK) PA	04/30/2014	245,000.00	1.650	04/30/2019	245,000.00	1826	245,000.00	1.650	454
804375DF7	5710		1 FNC 14-04(SAUK)CITY	04/30/2014	245,000.00	1.650	04/30/2019	245,000.00	1826	245,000.00	1.650	454
13063CKL3	5726		1 GP 14-20 (CA GO)	06/04/2014	3,039,090.00	2.250	05/01/2019	3,000,000.00	1792	3,000,000.00	1.970	455
037833AQ3	5742		1 HC 14-01 (Apple)	06/18/2014	2,006,460.00	2.100	05/06/2019	2,000,000.00	1783	2,000,000.00	2.030	460
91412GD36	6079		1 GP 16-21 (UC Reg)	04/20/2016	1,600,000.00	1.169	05/15/2019	1,600,000.00	1120	1,600,000.00	1.169	469
88413QAP3	5713		1 GP 14-12 (THIRD FED) YES	05/23/2014	245,000.00	1.800	05/23/2019	245,000.00	1826	245,000.00	1.800	477
88413QAP3	5714		1 GP 14-11 (THIRD FED) PA	05/23/2014	245,000.00	1.800	05/23/2019	245,000.00	1826	245,000.00	1.800	477
88413QAP3	5715		1 GP 14-10 (THIRD FED) CITY	05/23/2014	245,000.00	1.800	05/23/2019	245,000.00	1826	245,000.00	1.800	477
33610RPF4	5719		1 GP 14-16 (FIRST PTRMIER)YE	05/29/2014	245,000.00	1.750	05/29/2019	245,000.00	1826	245,000.00	1.750	483
33610RPF4	5720		1 GP 14-15 (FIRST PREMIER)PA	05/29/2014	245,000.00	1.750	05/29/2019	245,000.00	1826	245,000.00	1.750	483
33610RPF4	5721		1 GP 14-14 (FIRST PREMIER)CIT	05/29/2014	245,000.00	1.750	05/29/2019	245,000.00	1826	245,000.00	1.750	483
510868AG7	5727		1 GP 14-19 (SUNAPEE)YES	06/05/2014	245,000.00	1.750	06/05/2019	245,000.00	1826	245,000.00	1.750	490
510868AG7	5728		1 GP 14-18 (SUNAPEE)PA	06/05/2014	245,000.00	1.750	06/05/2019	245,000.00	1826	245,000.00	1.750	490
510868AG7	5729		1 GP 14-17 (SUNAPEE)CITY	06/05/2014	245,000.00	1.750	06/05/2019	245,000.00	1826	245,000.00	1.750	490
857894NM7	5730		1 FNC 14-21 (STEARNS)YES	06/06/2014	245,000.00	1.700	06/06/2019	245,000.00	1826	245,000.00	1.700	491
857894NM7	5731		1 FNC 14-20 (STERNS)PA	06/06/2014	245,000.00	1.700	06/06/2019	245,000.00	1826	245,000.00	1.700	491
857894NM7	5732		1 FNC 14-19 (STERNS)CITY	06/06/2014	245,000.00	1.700	06/06/2019	245,000.00	1826	245,000.00	1.700	491
628779FJ4	5733		1 FNC 14-18 (NBT)YES	06/06/2014	245,000.00	1.800	06/06/2019	245,000.00	1826	245,000.00	1.800	491
628779FJ4	5734		1 FNC 14-17 (NBT)PA	06/06/2014	245,000.00	1.800	06/06/2019	245,000.00	1826	245,000.00	1.800	491
628779FJ4	5735		1 FNC 14-16 (NBT)CITY	06/06/2014	245,000.00	1.800	06/06/2019	245,000.00	1826	245,000.00	1.800	491
3130A8DB6	6110		1 WF 16-02 (Bullet)	06/03/2016	2,998,740.00	1.125	06/21/2019	3,000,000.00	1113	3,000,000.00	1.139	506



Run Date: 2/22/2018 2:27:15 PM

Investments Outstanding As Of Date: 1/31/2018

INVENTORY BY MATURITY REPORT

CUSIP	Investment #	Fund	Issuer	Purchase Date	Current Book	Current Rate	Maturity Date	Maturity Amount	Total Days From Purc	Current Par	YTM	Days to Maturity
57116AKL1	5931		1 FNC 15-18 (Marlin)City	09/25/2015	245,000.00	1.500	06/25/2019	245,000.00	1369	245,000.00	1.500	510
57116AKL1	5932		1 FNC 15-19 (Marlin)PA	09/25/2015	245,000.00	1.500	06/25/2019	245,000.00	1369	245,000.00	1.500	510
57116AKL1	5933		1 FNC 15-20 (Marlin)YES	09/25/2015	245,000.00	1.500	06/25/2019	245,000.00	1369	245,000.00	1.500	510
3130A6UX3	6024		1 HC 15-17 (1X Call 12-28-16)	12/28/2015	3,000,000.00	1.500	06/28/2019	3,000,000.00	1278	3,000,000.00	1.500	513
91412GSB2	5746		1 GP 14-22 (UC REV BOND)	07/15/2014	989,940.00	1.796	07/01/2019	1,000,000.00	1812	1,000,000.00	2.018	516
91412GSB2	5903		1 GP 15-13 (UCREV)	07/09/2015	496,685.00	1.796	07/01/2019	500,000.00	1453	500,000.00	1.970	516
650119AF7	6021		1 GP 15-63 (NY University)	11/18/2015	1,000,000.00	1.767	07/01/2019	1,000,000.00	1321	1,000,000.00	1.767	516
82669LFY4	5966		1 FNC 15-48 (Signature Bk)City	10/16/2015	245,000.00	1.400	07/16/2019	245,000.00	1369	245,000.00	1.400	531
82669LFY4	5967		1 FNC 15-49 (Signature Bk)PA	10/16/2015	245,000.00	1.400	07/16/2019	245,000.00	1369	245,000.00	1.400	531
82669LFY4	5968		1 FNC 15-50 (Signature Bk)YES	10/16/2015	245,000.00	1.400	07/16/2019	245,000.00	1369	245,000.00	1.400	531
06425BCE7	5975		1 GP 15-37 (Bank Pacific)City	10/16/2015	245,000.00	1.350	07/16/2019	245,000.00	1369	245,000.00	1.350	531
06425BCE7	5976		1 GP 15-38 (Bank Pacific)PA	10/16/2015	245,000.00	1.350	07/16/2019	245,000.00	1369	245,000.00	1.350	531
06425BCE7	5977		1 GP 15-39 (Bank Pacific)YES	10/16/2015	245,000.00	1.350	07/16/2019	245,000.00	1369	245,000.00	1.350	531
02587CAF7	5750		1 FNC 14-31 (AMEX BANK) CITY	07/17/2014	245,000.00	1.950	07/17/2019	245,000.00	1826	245,000.00	1.950	532
02587CAF7	5751		1 FNC 14-32 (AMEX BANK) PA	07/17/2014	245,000.00	1.950	07/17/2019	245,000.00	1826	245,000.00	1.950	532
02587CAF7	5752		1 FNC 14-33 (AMEX BANK) YES	07/17/2014	245,000.00	1.950	07/17/2019	245,000.00	1826	245,000.00	1.950	532
538036CA0	5802		1 HC 14-08 (LIVE OAK) CITY	10/30/2014	245,000.00	1.850	07/30/2019	245,000.00	1734	245,000.00	1.850	545
538036CA0	5803		1 HC 14-09 (LIVE OAK) PA	10/30/2014	245,000.00	1.850	07/30/2019	245,000.00	1734	245,000.00	1.850	545
538036CA0	5804		1 HC 14-10 (LIVE OAK) YES	10/30/2014	245,000.00	1.850	07/30/2019	245,000.00	1734	245,000.00	1.850	545
54438CRE4	5844		1 GP 15-01 (LA COMM COLL DIS	01/08/2015	1,001,200.00	2.058	08/01/2019	1,000,000.00	1666	1,000,000.00	2.030	547
02665WAH4	5781		1 GP 14-34 (HONDA)	09/16/2014	1,997,226.00	2.250	08/15/2019	2,000,000.00	1794	2,000,000.00	2.280	561
32057GAG4	5948		1 FNC 15-30 (First Intl BT)City	10/16/2015	245,000.00	1.500	08/16/2019	245,000.00	1400	245,000.00	1.500	562
32057GAG4	5949		1 FNC 15-31 (First Intl BT)PA	10/16/2015	245,000.00	1.500	08/16/2019	245,000.00	1400	245,000.00	1.500	562
32057GAG4	5950		1 FNC 15-32 (First Intl BT)YES	10/16/2015	245,000.00	1.500	08/16/2019	245,000.00	1400	245,000.00	1.500	562
61747MYE5	6293		1 FNC 17-25 (MorganStanley)Cit	08/17/2017	245,000.00	1.700	08/19/2019	245,000.00	732	245,000.00	1.700	565
61747MYE5	6294		1 FNC 17-26 (MorganStanley)PA	08/17/2017	245,000.00	1.700	08/19/2019	245,000.00	732	245,000.00	1.700	565
61747MYE5	6295		1 FNC 17-27 (MorganStanley)YE	08/17/2017	245,000.00	1.700	08/19/2019	245,000.00	732	245,000.00	1.700	565
61760ACZO	6296		1 FNC 17-28 (MorganStanleyPrv)	08/17/2017	245,000.00	1.700	08/19/2019	245,000.00	732	245,000.00	1.700	565
61760ACZO	6297		1 FNC 17-29 (MorganStanleyPrv)	08/17/2017	245,000.00	1.700	08/19/2019	245,000.00	732	245,000.00	1.700	565
61760ACZO	6298		1 FNC 17-30 (MorganStanleyPrv)	08/17/2017	245,000.00	1.700	08/19/2019	245,000.00	732	245,000.00	1.700	565
71270QGB6	5766		1 GP 14-28 (PEOPLES UNITED)	08/27/2014	245,000.00	1.950	08/27/2019	245,000.00	1826	245,000.00	1.950	573
71270QGB6	5767		1 GP 14-29 (PEOPLES UNITED)	08/27/2014	245,000.00	1.950	08/27/2019	245,000.00	1826	245,000.00	1.950	573
71270QGB6	5768		1 GP 14-30 (PEOPLES UNITED)	08/27/2014	245,000.00	1.950	08/27/2019	245,000.00	1826	245,000.00	1.950	573



Run Date: 2/22/2018 2:27:15 PM

Investments Outstanding As Of Date: 1/31/2018

INVENTORY BY MATURITY REPORT

CUSIP	Investment #	Fund	Issuer	Purchase Date	Current Book	Current Rate	Maturity Date	Maturity Amount	Total Days From Purc	Current Par	YTM	Days to Maturity
33581VAE9	5911	1	GP 15-18 (First Neighbor)City	09/03/2015	245,000.00	1.600	09/03/2019	245,000.00	1461	245,000.00	1.600	580
33581VAE9	5912	1	GP 15-19 (First Neighbor)PA	09/03/2015	245,000.00	1.600	09/03/2019	245,000.00	1461	245,000.00	1.600	580
33581VAE9	5913	1	GP 15-20 (First Neighbor)YES	09/03/2015	245,000.00	1.600	09/03/2019	245,000.00	1461	245,000.00	1.600	580
55406JAM4	5914	1	GP 15-21 (MY Safra)City	09/03/2015	245,000.00	1.600	09/03/2019	245,000.00	1461	245,000.00	1.600	580
55406JAM4	5915	1	GP 15-22 (MY Safra)PA	09/03/2015	245,000.00	1.600	09/03/2019	245,000.00	1461	245,000.00	1.600	580
55406JAM4	5916	1	GP 15-23 (MY Safra)YES	09/03/2015	245,000.00	1.600	09/03/2019	245,000.00	1461	245,000.00	1.600	580
69371RM29	5883	1	GP 15-08 (Paccar)	04/14/2015	1,127,844.81	2.200	09/15/2019	1,107,000.00	1615	1,107,000.00	1.755	592
31938QP24	5917	1	HC 15-13 (First Bus Bank)City	09/16/2015	245,000.00	1.700	09/16/2019	245,000.00	1461	245,000.00	1.700	593
31938QP24	5918	1	HC 15-14 (First Bus Bank)PA	09/16/2015	245,000.00	1.700	09/16/2019	245,000.00	1461	245,000.00	1.700	593
31938QP24	5919	1	HC 15-15 (First Bus Bank)YES	09/16/2015	245,000.00	1.700	09/16/2019	245,000.00	1461	245,000.00	1.700	593
465076JL2	6175	1	FNC 16-49 (IDB)City	09/14/2016	245,000.00	1.300	09/16/2019	245,000.00	1097	245,000.00	1.300	593
465076JL2	6176	1	FNC 16-50 (IDB)PA	09/14/2016	245,000.00	1.300	09/16/2019	245,000.00	1097	245,000.00	1.300	593
465076JL2	6177	1	FNC 16-51 (IDB)YES	09/14/2016	245,000.00	1.300	09/16/2019	245,000.00	1097	245,000.00	1.300	593
38147J5J7	5773	1	HC 14-02 (GOLDMAN SACHS)	09/17/2014	245,000.00	2.100	09/17/2019	245,000.00	1826	245,000.00	2.100	594
38147J5J7	5774	1	HC 14-03 (GOLDMAN SACHS)	09/17/2014	245,000.00	2.100	09/17/2019	245,000.00	1826	245,000.00	2.100	594
05580AAU8	5778	1	HC 14-04 (BMW) CITY	09/19/2014	245,000.00	2.100	09/19/2019	245,000.00	1826	245,000.00	2.100	596
05580AAU8	5779	1	HC 14-05 (BMW) PA	09/19/2014	245,000.00	2.100	09/19/2019	245,000.00	1826	245,000.00	2.100	596
05580AAU8	5780	1	HC 14-06 (BMW) YES	09/19/2014	245,000.00	2.100	09/19/2019	245,000.00	1826	245,000.00	2.100	596
140420PS3	5793	1	FNC 14-34 (Cap One)City	10/08/2014	245,000.00	2.100	10/08/2019	245,000.00	1826	245,000.00	2.100	615
140420PS3	5794	1	FNC 14-35 (Cap One)PA	10/08/2014	245,000.00	2.100	10/08/2019	245,000.00	1826	245,000.00	2.100	615
140420PS3	5795	1	FNC 14-36 (Cap One)YES	10/08/2014	245,000.00	2.100	10/08/2019	245,000.00	1826	245,000.00	2.100	615
59828PBU3	5784	1	VS 14-13 (MIDWIL) CITY	10/15/2014	245,000.00	2.000	10/15/2019	245,000.00	1826	245,000.00	2.000	622
59828PBU3	5785	1	VS 14-14 (MIDWIL) PA	10/15/2014	245,000.00	2.000	10/15/2019	245,000.00	1826	245,000.00	2.000	622
59828PBU3	5786	1	VS 14-15 (MIDWIL) YES	10/15/2014	245,000.00	2.000	10/15/2019	245,000.00	1826	245,000.00	2.000	622
33646CFT6	5954	1	FNC 15-36 (1st Source)City	10/14/2015	245,000.00	1.500	10/15/2019	245,000.00	1462	245,000.00	1.500	622
33646CFT6	5955	1	FNC 15-37 (1st Source)PA	10/14/2015	245,000.00	1.500	10/15/2019	245,000.00	1462	245,000.00	1.500	622
33646CFT6	5956	1	FNC 15-38 (1st Source)YES	10/14/2015	245,000.00	1.500	10/15/2019	245,000.00	1462	245,000.00	1.500	622
805337AG7	5963	1	FNC 15-45 (Svgs Institute BT)	10/14/2015	245,000.00	1.500	10/15/2019	245,000.00	1462	245,000.00	1.500	622
805337AG7	5964	1	FNC 15-46 (Svgs Institute BT)	10/14/2015	245,000.00	1.500	10/15/2019	245,000.00	1462	245,000.00	1.500	622
805337AG7	5965	1	FNC 15-47 (Svgs Institute BT)	10/14/2015	245,000.00	1.500	10/15/2019	245,000.00	1462	245,000.00	1.500	622
52168UCV2	5787	1	VS 14-16 (LEADER) CITY	10/21/2014	245,000.00	2.000	10/21/2019	245,000.00	1826	245,000.00	2.000	628
52168UCV2	5788	1	VS 14-17 (LEADER) PA	10/21/2014	245,000.00	2.000	10/21/2019	245,000.00	1826	245,000.00	2.000	628
52168UCV2	5789	1	VS 14-18 (LEADER) YES	10/21/2014	245,000.00	2.000	10/21/2019	245,000.00	1826	245,000.00	2.000	628





Run Date: 2/22/2018 2:27:15 PM

Investments Outstanding As Of Date: 1/31/2018

INVENTORY BY MATURITY REPORT

CUSIP	Investment #	Fund	Issuer	Purchase Date	Current Book	Current Rate	Maturity Date	Maturity Amount	Total Days From Purc	Current Par	YTM	Days to Maturity
60425SDY2	5811	1	VS 14-25 (MINNWEST SO) CIT	10/30/2014	245,000.00	1.800	10/30/2019	245,000.00	1826	245,000.00	1.800	637
60425SDY2	5812	1	VS 14-26 (MINNWEST SO) PA	10/30/2014	245,000.00	1.800	10/30/2019	245,000.00	1826	245,000.00	1.800	637
60425SDY2	5813	1	VS 14-27 (MINNWEST SO) YES	10/30/2014	245,000.00	1.800	10/30/2019	245,000.00	1826	245,000.00	1.800	637
34387AAX7	5799	1	GP 14-42 (FLUSHING) CITY	10/31/2014	245,000.00	2.000	10/31/2019	245,000.00	1826	245,000.00	2.000	638
34387AAX7	5800	1	GP 14-43 (FLUSHING) PA	10/31/2014	245,000.00	2.000	10/31/2019	245,000.00	1826	245,000.00	2.000	638
34387AAX7	5801	1	GP 14-44 (FLUSHING) YES	10/31/2014	245,000.00	2.000	10/31/2019	245,000.00	1826	245,000.00	2.000	638
549103QN2	5808	1	VS 14-22 (LUANA) CITY	11/05/2014	245,000.00	1.850	11/05/2019	245,000.00	1826	245,000.00	1.850	643
549103QN2	5809	1	VS 14-23 (LUANA) PA	11/05/2014	245,000.00	1.850	11/05/2019	245,000.00	1826	245,000.00	1.850	643
549103QN2	5810	1	VS 14-24 (LUANA) YES	11/05/2014	245,000.00	1.850	11/05/2019	245,000.00	1826	245,000.00	1.850	643
3133EEBN9	5828	1	GS 14-06 (BULLET)	11/12/2014	3,000,000.00	1.800	11/12/2019	3,000,000.00	1826	3,000,000.00	1.800	650
063248EX2	5825	1	SN 14-01 (BANK LEUMI) CITY	11/25/2014	245,000.00	2.000	11/25/2019	245,000.00	1826	245,000.00	2.000	663
063248EX2	5826	1	SN 14-02 (BANK LEUMI) PA	11/25/2014	245,000.00	2.000	11/25/2019	245,000.00	1826	245,000.00	2.000	663
063248EX2	5827	1	SN 14-03 (BANK LEUMI) YES	11/25/2014	245,000.00	2.000	11/25/2019	245,000.00	1826	245,000.00	2.000	663
478160BM5	5845	1	GP 14-48 (JNJ)	12/08/2014	3,000,690.00	1.875	12/05/2019	3,000,000.00	1823	3,000,000.00	1.870	673
3135G0A78	5899	1	VS 15-07 (FNMA Bullet)	05/20/2015	3,004,147.23	1.625	01/21/2020	3,000,000.00	1707	3,000,000.00	1.594	720
94974BGF1	6143	1	WF 16-06 (Wells Fargo)	07/20/2016	3,047,472.00	2.150	01/30/2020	3,000,000.00	1289	3,000,000.00	1.686	729
3733844Q6	6149	1	GP 16-47 (George GO)	07/29/2016	1,078,014.00	2.000	02/01/2020	1,050,000.00	1282	1,050,000.00	1.220	731
501798JY9	6199	1	FNC 16-58 (LCA)City	10/14/2016	245,000.00	1.300	02/14/2020	245,000.00	1218	245,000.00	1.300	744
501798JY9	6200	1	FNC 16-59 (LCA)PA	10/14/2016	245,000.00	1.300	02/14/2020	245,000.00	1218	245,000.00	1.300	744
501798JY9	6201	1	FNC 16-60 (LCA)YES	10/14/2016	245,000.00	1.300	02/14/2020	245,000.00	1218	245,000.00	1.300	744
3133EFZT7	6045	1	VS 16-02 (NC 2-24-17)CC	02/24/2016	3,000,000.00	1.400	02/24/2020	3,000,000.00	1461	3,000,000.00	1.400	754
06406HCZ0	6205	1	GP 16-60 (BNYMellon)	10/27/2016	3,050,010.00	2.150	02/24/2020	3,000,000.00	1215	3,000,000.00	1.633	754
313378J77	6062	1	WB 16-02 (Bullet)	02/23/2016	3,069,117.00	1.875	03/13/2020	3,000,000.00	1480	3,000,000.00	1.290	772
13063CSQ4	5889	1	GP 15-10 (Cal GO)	04/29/2015	2,009,300.00	1.800	04/01/2020	2,000,000.00	1799	2,000,000.00	1.701	791
20033APW0	6071	1	GP 16-18 (Comenity Cap)City	04/11/2016	245,000.00	1.500	04/13/2020	245,000.00	1463	245,000.00	1.500	803
20033APW0	6072	1	GP 16-19 (Comenity Cap)PA	04/11/2016	245,000.00	1.500	04/13/2020	245,000.00	1463	245,000.00	1.500	803
20033APW0	6073	1	GP 16-20 (Comenity Cap)YES	04/11/2016	245,000.00	1.500	04/13/2020	245,000.00	1463	245,000.00	1.500	803
02006L2F9	6272	1	GP 17-17 (Ally)City	04/24/2017	245,000.00	1.800	04/20/2020	245,000.00	1092	245,000.00	1.800	810
02006L2F9	6273	1	GP 17-18 (Ally)PA	04/24/2017	245,000.00	1.800	04/20/2020	245,000.00	1092	245,000.00	1.800	810
02006L2F9	6274	1	GP 17-19 (Ally)YES	04/24/2017	245,000.00	1.800	04/20/2020	245,000.00	1092	245,000.00	1.800	810
38148JRS2	5884	1	GP 15-09 (GoldmanSachs)CITY	04/22/2015	245,000.00	1.900	04/22/2020	245,000.00	1827	245,000.00	1.900	812
08173QBPO	6101	1	FNC 16-25 (Beneficial Bank)Cit	05/12/2016	243,583.90	1.250	04/27/2020	245,000.00	1446	245,000.00	1.400	817
08173QBPO	6102	1	FNC 16-26 (Beneficial Bank)PA	05/12/2016	243,583.90	1.250	04/27/2020	245,000.00	1446	245,000.00	1.400	817



Run Date: 2/22/2018 2:27:15 PM

Investments Outstanding As Of Date: 1/31/2018

INVENTORY BY MATURITY REPORT

CUSIP	Investment #	Fund	Issuer	Purchase Date	Current Book	Current Rate	Maturity Date	Maturity Amount	Total Days From Purc	Current Par	YTM	Days to Maturity
08173QBPO	6103		1 FNC 16-27 (Beneficial Bank)YE	05/12/2016	243,583.90	1.250	04/27/2020	245,000.00	1446	245,000.00	1.400	817
02587DXK9	5886		1 FNC 15-14 (Amex Centurion)Y	04/29/2015	245,000.00	1.850	04/29/2020	245,000.00	1827	245,000.00	1.850	819
02587DXK9	5887		1 FNC 15-13 (Amex Centurion)P	04/29/2015	245,000.00	1.850	04/29/2020	245,000.00	1827	245,000.00	1.850	819
713448CS5	5924		1 HC 15-16 (Pepsico)	09/17/2015	888,570.00	1.850	04/30/2020	900,000.00	1687	900,000.00	2.140	820
713448CS5	5929		1 VS 15-12 (Pepsico)	09/18/2015	1,972,520.00	1.850	04/30/2020	2,000,000.00	1686	2,000,000.00	2.164	820
283309KP6	5978		1 GP 15-40 (El Monte SD)	10/09/2015	1,026,580.00	2.613	05/01/2020	1,000,000.00	1666	1,000,000.00	2.000	821
91412GOB4	5920		1 GP 15-24 (UC Rev)	09/08/2015	1,828,631.75	1.995	05/15/2020	1,825,000.00	1711	1,825,000.00	1.950	835
91412GD44	6078		1 WF 16-01 (UC Reg)	04/20/2016	2,000,000.00	1.490	05/15/2020	2,000,000.00	1486	2,000,000.00	1.490	835
80168FLZ7	6170		1 GP 16-50 (SantaClaraValleyWD)	08/18/2016	1,287,562.50	2.157	06/01/2020	1,250,000.00	1383	1,250,000.00	1.340	852
3135G0D75	6010		1 GP 15-59 (FNMA Bullet)	10/28/2015	3,011,148.00	1.500	06/22/2020	3,000,000.00	1699	3,000,000.00	1.417	873
27113PAQ4	5987		1 FNC 15-54 (E Boston SB)City	10/30/2015	245,000.00	1.600	06/30/2020	245,000.00	1705	245,000.00	1.600	881
27113PAQ4	5988		1 FNC 15-55 (E Boston SB)PA	10/30/2015	245,000.00	1.600	06/30/2020	245,000.00	1705	245,000.00	1.600	881
27113PAQ4	5989		1 FNC 15-56 (E Boston SB)YES	10/30/2015	245,000.00	1.600	06/30/2020	245,000.00	1705	245,000.00	1.600	881
842477TV3	6137		1 GP 16-38 (SCPPA)	07/08/2016	2,058,400.00	2.029	07/01/2020	2,000,000.00	1454	2,000,000.00	1.274	882
14042E4P2	5904		1 FNC 15-17 (CapOneNat)YES	07/15/2015	245,000.00	2.300	07/15/2020	245,000.00	1827	245,000.00	2.300	896
14042E4P2	5905		1 FNC 15-16 (CapOneNat)PA	07/15/2015	245,000.00	2.300	07/15/2020	245,000.00	1827	245,000.00	2.300	896
14042E4P2	5906		1 FNC 15-15 (CapOneNat)City	07/15/2015	245,000.00	2.300	07/15/2020	245,000.00	1827	245,000.00	2.300	896
108622EL1	5960		1 FNC 15-42 (Bridgewater)City	10/16/2015	245,000.00	1.600	07/16/2020	245,000.00	1735	245,000.00	1.600	897
108622EL1	5961		1 FNC 15-43 (Bridgewater)PA	10/16/2015	245,000.00	1.600	07/16/2020	245,000.00	1735	245,000.00	1.600	897
108622EL1	5962		1 FNC 15-44 (Bridgewater)YES	10/16/2015	245,000.00	1.600	07/16/2020	245,000.00	1735	245,000.00	1.600	897
15118RLD7	6130		1 FNC 16-37 (Celtic Bank)City	07/26/2016	245,000.00	1.200	07/27/2020	245,000.00	1462	245,000.00	1.200	908
15118RLD7	6131		1 FNC 16-38 (Celtic Bank)PA	07/26/2016	245,000.00	1.200	07/27/2020	245,000.00	1462	245,000.00	1.200	908
15118RLD7	6132		1 FNC 16-39 (Celtic Bank)YES	07/26/2016	245,000.00	1.200	07/27/2020	245,000.00	1462	245,000.00	1.200	908
3130A5Z77	5928		1 WB 15-01 (FHLB Bullet)	09/16/2015	5,031,600.00	1.830	07/29/2020	5,000,000.00	1778	5,000,000.00	1.694	910
29976DZK9	5907		1 GP 15-16 (Everbank)YES	07/30/2015	245,000.00	2.000	07/30/2020	245,000.00	1827	245,000.00	2.000	911
29976DZK9	5908		1 GP 15-15 (Everbank)PA	07/30/2015	245,000.00	2.000	07/30/2020	245,000.00	1827	245,000.00	2.000	911
29976DZK9	5909		1 GP 15-14 (Everbank)City	07/30/2015	245,000.00	2.000	07/30/2020	245,000.00	1827	245,000.00	2.000	911
063615BE7	5939		1 FNC 15-25 (Bank Midwest)PA	10/14/2015	245,000.00	1.750	08/14/2020	245,000.00	1766	245,000.00	1.750	926
063615BE7	5940		1 FNC 15-26 (Bank Midwest)YES	10/14/2015	245,000.00	1.750	08/14/2020	245,000.00	1766	245,000.00	1.750	926
063615BE7	5941		1 FNC 15-24 (Bank Midwest)City	10/14/2015	245,000.00	1.750	08/14/2020	245,000.00	1766	245,000.00	1.750	926
95960NJG3	5945		1 GP 15-30 (West SB)City	10/15/2015	245,000.00	1.850	08/14/2020	245,000.00	1765	245,000.00	1.850	926
95960NJG3	5946		1 GP 15-31 (West SB)PA	10/15/2015	245,000.00	1.850	08/14/2020	245,000.00	1765	245,000.00	1.850	926
95960NJG3	5947		1 GP 15-32 (West SB)YES	10/15/2015	245,000.00	1.850	08/14/2020	245,000.00	1765	245,000.00	1.850	926



Run Date: 2/22/2018 2:27:15 PM

Investments Outstanding As Of Date: 1/31/2018

INVENTORY BY MATURITY REPORT

CUSIP	Investment #	Fund	Issuer	Purchase Date	Current Book	Current Rate	Maturity Date	Maturity Amount	Total Days From Purc	Current Par	YTM	Days to Maturity
330459BM9	6155	1	FNC 16-40 (FNB)CITY	08/17/2016	245,000.00	1.200	08/17/2020	245,000.00	1461	245,000.00	1.200	929
330459BM9	6156	1	FNC 16-41 (FNB)PA	08/17/2016	245,000.00	1.200	08/17/2020	245,000.00	1461	245,000.00	1.200	929
330459BM9	6157	1	FNC 16-42 (FNB)YES	08/17/2016	245,000.00	1.200	08/17/2020	245,000.00	1461	245,000.00	1.200	929
20416LAC3	6290	1	FNC 17-22 (CommTrust)City	08/18/2017	245,000.00	1.850	08/18/2020	245,000.00	1096	245,000.00	1.850	930
20416LAC3	6291	1	FNC 17-23 (CommTrust)PA	08/18/2017	245,000.00	1.850	08/18/2020	245,000.00	1096	245,000.00	1.850	930
20416LAC3	6292	1	FNC 17-24 (CommTrust)YES	08/18/2017	245,000.00	1.850	08/18/2020	245,000.00	1096	245,000.00	1.850	930
3134G3F96	5986	1	WB 15-03 (Bullet)	10/16/2015	1,333,473.24	1.650	08/28/2020	1,320,000.00	1778	1,320,000.00	1.432	940
912828VV9	6023	1	GP 15-64 (Treasury)	12/16/2015	3,056,700.00	2.125	08/31/2020	3,000,000.00	1720	3,000,000.00	1.705	943
053015AD5	5923	1	GP 15-25 (ADP)	09/15/2015	3,013,950.00	2.250	09/15/2020	3,000,000.00	1827	3,000,000.00	2.151	958
956310AE6	6178	1	FNC 16-52 (West Town)City	09/23/2016	245,000.00	1.250	09/23/2020	245,000.00	1461	245,000.00	1.250	966
956310AE6	6179	1	FNC 16-53 (West Town)PA	09/23/2016	245,000.00	1.250	09/23/2020	245,000.00	1461	245,000.00	1.250	966
956310AE6	6180	1	FNC 16-54 (West Town)YES	09/23/2016	245,000.00	1.250	09/23/2020	245,000.00	1461	245,000.00	1.250	966
3136G4PK3	6340	1	GP 17-44 (1X CALL)	12/21/2017	1,244,543.40	1.750	09/28/2020	1,250,000.00	1012	1,250,000.00	2.063	971
761402AZ9	5942	1	FNC 15-27 (Revere Bank)City	09/30/2015	245,000.00	1.800	09/30/2020	245,000.00	1827	245,000.00	1.800	973
761402AZ9	5943	1	FNC 15-28 (Revere Bank)PA	09/30/2015	245,000.00	1.800	09/30/2020	245,000.00	1827	245,000.00	1.800	973
761402AZ9	5944	1	FNC 15-29 (Revere Bank)YES	09/30/2015	245,000.00	1.800	09/30/2020	245,000.00	1827	245,000.00	1.800	973
12325EGX4	5969	1	GP 15-33 (Bus Bank SL)City	10/15/2015	245,000.00	1.700	10/15/2020	245,000.00	1827	245,000.00	1.700	988
12325EGX4	5970	1	GP 15-34 (Bus Bank SL)PA	10/15/2015	245,000.00	1.700	10/15/2020	245,000.00	1827	245,000.00	1.700	988
12325EGX4	5971	1	GP 15-35 (Bus Bank SL)YES	10/15/2015	245,000.00	1.700	10/15/2020	245,000.00	1827	245,000.00	1.700	988
17325FAK4	6323	1	GP 17-35 (Citi)	10/20/2017	2,000,000.00	1.663	10/20/2020	2,000,000.00	1096	2,000,000.00	1.663	993
51210SKY2	5951	1	FNC 15-35 (Lakeside)YES	10/23/2015	245,000.00	1.850	10/23/2020	245,000.00	1827	245,000.00	1.850	996
51210SKY2	5952	1	FNC 15-33 (Lakeside)City	10/23/2015	245,000.00	1.850	10/23/2020	245,000.00	1827	245,000.00	1.850	996
51210SKY2	5953	1	FNC 15-34 (Lakeside)PA	10/23/2015	245,000.00	1.850	10/23/2020	245,000.00	1827	245,000.00	1.850	996
029728AP7	5979	1	GP 15-41 (Amer St Bnk)City	10/23/2015	245,000.00	1.750	10/23/2020	245,000.00	1827	245,000.00	1.750	996
029728AP7	5980	1	GP 15-42 (Amer St Bnk)PA	10/23/2015	245,000.00	1.750	10/23/2020	245,000.00	1827	245,000.00	1.750	996
029728AP7	5981	1	GP 15-43 (Amer St Bnk)YES	10/23/2015	245,000.00	1.750	10/23/2020	245,000.00	1827	245,000.00	1.750	996
3133EFLZ8	6011	1	GP 15-60 (FFCB Bullet)	10/28/2015	2,999,709.00	1.460	10/28/2020	3,000,000.00	1827	3,000,000.00	1.462	1001
91330ABCO	6006	1	GP 15-53 (Unity)City	10/30/2015	245,000.00	1.650	10/30/2020	245,000.00	1827	245,000.00	1.650	1003
91330ABCO	6007	1	GP 15-54 (Unity)PA	10/30/2015	245,000.00	1.650	10/30/2020	245,000.00	1827	245,000.00	1.650	1003
91330ABCO	6008	1	GP 15-55 (Unity)YES	10/30/2015	245,000.00	1.650	10/30/2020	245,000.00	1827	245,000.00	1.650	1003
45822NAT7	6012	1	GP 15-56 (Integrity)City	11/06/2015	245,000.00	1.650	11/06/2020	245,000.00	1827	245,000.00	1.650	1010
45822NAT7	6013	1	GP 15-57 (Integrity)PA	11/06/2015	245,000.00	1.650	11/06/2020	245,000.00	1827	245,000.00	1.650	1010
45822NAT7	6014	1	GP 15-58 (Integrity)YES	11/06/2015	245,000.00	1.650	11/06/2020	245,000.00	1827	245,000.00	1.650	1010



Run Date: 2/22/2018 2:27:15 PM

Investments Outstanding As Of Date: 1/31/2018

INVENTORY BY MATURITY REPORT

CUSIP	Investment #	Fund	Issuer	Purchase Date	Current Book	Current Rate	Maturity Date	Maturity Amount	Total Days From Purc	Current Par	YTM	Days to Maturity
204161AL7	6097		1 FNC 16-22(CommunityBankTx)	05/13/2016	245,000.00	1.400	11/13/2020	245,000.00	1645	245,000.00	1.400	1017
204161AL7	6098		1 FNC 16-23(CommunityBankTx)	05/13/2016	245,000.00	1.400	11/13/2020	245,000.00	1645	245,000.00	1.400	1017
204161AL7	6099		1 FNC 16-24(CommunityBankTx)	05/13/2016	245,000.00	1.400	11/13/2020	245,000.00	1645	245,000.00	1.400	1017
814414AB4	6017		1 FNC 15-60 (Sec Natl)City	11/16/2015	245,000.00	1.650	11/16/2020	245,000.00	1827	245,000.00	1.650	1020
814414AB4	6018		1 FNC 15-61 (Sec Natl)PA	11/16/2015	245,000.00	1.650	11/16/2020	245,000.00	1827	245,000.00	1.650	1020
814414AB4	6019		1 FNC 15-62 (Sec Natl)YES	11/16/2015	245,000.00	1.650	11/16/2020	245,000.00	1827	245,000.00	1.650	1020
912828M98	6213		1 WF 16-19 (Treasury)	11/15/2016	2,008,125.00	1.625	11/30/2020	2,000,000.00	1476	2,000,000.00	1.521	1034
3130A3UQ5	6032		1 WB 16-01 (Bullet)	01/19/2016	3,045,480.00	1.875	12/11/2020	3,000,000.00	1788	3,000,000.00	1.552	1045
3130A8P80	6133		1 UBS 16-04 (NC 10-19-16)CC	07/19/2016	3,000,000.00	1.400	01/19/2021	3,000,000.00	1645	3,000,000.00	1.400	1084
32110YJM8	6229		1 FNC 17-01 (FirstNatIBkAmer)Ci	01/20/2017	245,000.00	1.950	01/20/2021	245,000.00	1461	245,000.00	1.950	1085
32110YJM8	6230		1 FNC 17-02 (FirstNatIBkAmer)P	01/20/2017	245,000.00	1.950	01/20/2021	245,000.00	1461	245,000.00	1.950	1085
32110YJM8	6231		1 FNC 17-03 (FirstNatIBkAmer)Y	01/20/2017	245,000.00	1.950	01/20/2021	245,000.00	1461	245,000.00	1.950	1085
40434AL49	6042		1 FNC 16-07 (HSBC-1XCallStep)	01/29/2016	245,000.00	1.500	01/29/2021	245,000.00	1827	245,000.00	1.500	1094
40434AL49	6043		1 FNC 16-08 (HSBC-1XCallStep)P	01/29/2016	245,000.00	1.500	01/29/2021	245,000.00	1827	245,000.00	1.500	1094
40434AL49	6044		1 FNC 16-09 (HSBC-1XCallStep)Y	01/29/2016	245,000.00	1.500	01/29/2021	245,000.00	1827	245,000.00	1.500	1094
301074CG3	6036		1 GP 16-05 (Exchange)City	02/12/2016	245,000.00	1.700	02/12/2021	245,000.00	1827	245,000.00	1.700	1108
301074CG3	6037		1 GP 16-06 (Exchange)PA	02/12/2016	245,000.00	1.700	02/12/2021	245,000.00	1827	245,000.00	1.700	1108
301074CG3	6038		1 GP 16-07 (Exchange)YES	02/12/2016	245,000.00	1.700	02/12/2021	245,000.00	1827	245,000.00	1.700	1108
46147URK8	6051		1 FNC 16-13 (InvestorsCommuni	02/19/2016	245,000.00	1.600	02/19/2021	245,000.00	1827	245,000.00	1.600	1115
46147URK8	6052		1 FNC 16-14 (InvestorsCommuni	02/19/2016	245,000.00	1.600	02/19/2021	245,000.00	1827	245,000.00	1.600	1115
46147URK8	6053		1 FNC 16-15 (InvestorsCommuni	02/19/2016	245,000.00	1.600	02/19/2021	245,000.00	1827	245,000.00	1.600	1115
3136G2YU5	6050		1 VS 16-03 (NC 2-24-17)1X	02/24/2016	2,000,000.00	1.500	02/24/2021	2,000,000.00	1827	2,000,000.00	1.500	1120
3130A7CL7	6060		1 FS 16-01 (NC 8-26-16)CC	02/26/2016	239,880.00	1.690	02/26/2021	240,000.00	1827	240,000.00	1.700	1122
3135GOJ20	6224		1 HC 16-10 (FNMA Bullet)	12/20/2016	1,954,790.34	1.375	02/26/2021	2,000,000.00	1529	2,000,000.00	1.940	1122
48714LAC3	6249		1 FNC 17-07 (Kearny)City	02/28/2017	245,000.00	1.750	03/01/2021	245,000.00	1462	245,000.00	1.750	1125
48714LAC3	6250		1 FNC 17-08 (Kearny)PA	02/28/2017	245,000.00	1.750	03/01/2021	245,000.00	1462	245,000.00	1.750	1125
48714LAC3	6251		1 FNC 17-09 (Kearny)YES	02/28/2017	245,000.00	1.750	03/01/2021	245,000.00	1462	245,000.00	1.750	1125
313382K69	6105		1 WB 16-03 (Bullet)	05/20/2016	3,040,116.00	1.750	03/12/2021	3,000,000.00	1757	3,000,000.00	1.461	1136
437076BL5	6104		1 GP 16-29 (Home Depot)	05/13/2016	3,041,520.00	2.000	04/01/2021	3,000,000.00	1784	3,000,000.00	1.703	1156
3130A7QK4	6070		1 GP 16-17 (NC 7-26-16)CC	04/26/2016	3,000,000.00	1.700	04/26/2021	3,000,000.00	1826	3,000,000.00	1.700	1181
13066YTY5	6184		1 GP 16-54 (CA Wtr Resource)	09/28/2016	4,922,267.45	1.713	05/01/2021	4,922,267.45	1676	4,922,267.45	1.713	1186
58733ACR8	6087		1 GP 16-25 (Mercantil)City	05/13/2016	245,000.00	1.600	05/13/2021	245,000.00	1826	245,000.00	1.600	1198
58733ACR8	6088		1 GP 16-26 (Mercantil)PA	05/13/2016	245,000.00	1.600	05/13/2021	245,000.00	1826	245,000.00	1.600	1198



Run Date: 2/22/2018 2:27:15 PM

Investments Outstanding As Of Date: 1/31/2018

INVENTORY BY MATURITY REPORT

CUSIP	Investment #	Fund	Issuer	Purchase Date	Current Book	Current Rate	Maturity Date	Maturity Amount	Total Days From Purc	Current Par	YTM	Days to Maturity
58733ACR8	6089	1	GP 16-27 (Mercantil)YES	05/13/2016	245,000.00	1.600	05/13/2021	245,000.00	1826	245,000.00	1.600	1198
16116PHP9	6090	1	HC 16-05 (Charter Bank)City	05/13/2016	245,000.00	1.450	05/13/2021	245,000.00	1826	245,000.00	1.450	1198
16116PHP9	6091	1	HC 16-06 (Charter Bank)PA	05/13/2016	245,000.00	1.450	05/13/2021	245,000.00	1826	245,000.00	1.450	1198
16116PHP9	6092	1	HC 16-07 (Charter Bank)YES	05/13/2016	245,000.00	1.450	05/13/2021	245,000.00	1826	245,000.00	1.450	1198
203507BA5	6117	1	GP 16-32 (Comm Bank Pas)CI	06/16/2016	245,000.00	1.550	05/15/2021	245,000.00	1794	245,000.00	1.550	1200
203507BA5	6118	1	GP 16-33 (Comm Bank Pas)PA	06/16/2016	245,000.00	1.550	05/15/2021	245,000.00	1794	245,000.00	1.550	1200
203507BA5	6119	1	GP 16-34 (Comm Bank Pas)YE	06/16/2016	245,000.00	1.550	05/15/2021	245,000.00	1794	245,000.00	1.550	1200
857477AV5	6106	1	GP 16-30 (State Street)	05/25/2016	1,007,363.90	1.950	05/19/2021	1,010,000.00	1820	1,010,000.00	2.005	1204
857477AV5	6120	1	WF 16-02 (State Street)	05/25/2016	1,594,842.60	1.950	05/19/2021	1,599,000.00	1820	1,599,000.00	2.005	1204
66736AAT6	6094	1	FNC 16-19 (Northwest)City	05/20/2016	245,000.00	1.450	05/20/2021	245,000.00	1826	245,000.00	1.450	1205
66736AAT6	6095	1	FNC 16-20 (Northwest)PA	05/20/2016	245,000.00	1.450	05/20/2021	245,000.00	1826	245,000.00	1.450	1205
66736AAT6	6096	1	FNC 16-21 (Northwest)YES	05/20/2016	245,000.00	1.450	05/20/2021	245,000.00	1826	245,000.00	1.450	1205
90348JAR1	6111	1	FNC 16-28 (UBS Bank) CITY	06/07/2016	245,000.00	1.650	06/07/2021	245,000.00	1826	245,000.00	1.650	1223
90348JAR1	6112	1	FNC 16-29 (UBS Bank) PA	06/07/2016	245,000.00	1.650	06/07/2021	245,000.00	1826	245,000.00	1.650	1223
90348JAR1	6113	1	FNC 16-30 (UBS Bank) YES	06/07/2016	245,000.00	1.650	06/07/2021	245,000.00	1826	245,000.00	1.650	1223
59013JQS1	6114	1	FNC 16-31 (Merrick Bank)City	06/20/2016	245,000.00	1.500	06/18/2021	245,000.00	1824	245,000.00	1.500	1234
59013JQS1	6115	1	FNC 16-32(Merrick Bank)PA	06/20/2016	245,000.00	1.500	06/18/2021	245,000.00	1824	245,000.00	1.500	1234
59013JQS1	6116	1	FNC 16-33 (Merrick Bank)YES	06/20/2016	245,000.00	1.500	06/18/2021	245,000.00	1824	245,000.00	1.500	1234
3136G3SJ5	6121	1	GP 16-35 (NC 12-30-16)QC	06/30/2016	2,998,500.00	1.500	06/30/2021	3,000,000.00	1826	3,000,000.00	1.510	1246
3134G9ZS9	6123	1	GP 16-36 (Step Down)QC	06/30/2016	3,000,000.00	1.200	06/30/2021	3,000,000.00	1826	3,000,000.00	1.200	1246
3136G3UD5	6124	1	GP 16-37 (NC 12-30-16)QC	06/30/2016	5,000,000.00	1.600	06/30/2021	5,000,000.00	1826	5,000,000.00	1.600	1246
89837LAC9	6222	1	GP 16-65 (Princeton)	12/08/2016	1,977,300.00	1.845	07/01/2021	2,000,000.00	1666	2,000,000.00	2.107	1247
3133EGKA2	6129	1	UBS 16-03 (NC 7-6-17)CC	07/06/2016	3,000,000.00	1.500	07/06/2021	3,000,000.00	1826	3,000,000.00	1.500	1252
795450YL3	6134	1	GP 16-39 (Sallie Mae)City	07/13/2016	245,000.00	1.450	07/13/2021	245,000.00	1826	245,000.00	1.450	1259
795450YL3	6135	1	GP 16-40 (Sallie Mae)PA	07/13/2016	245,000.00	1.450	07/13/2021	245,000.00	1826	245,000.00	1.450	1259
795450YL3	6136	1	GP 16-41 (Sallie Mae)YES	07/13/2016	245,000.00	1.450	07/13/2021	245,000.00	1826	245,000.00	1.450	1259
9497486Q5	6138	1	WF 16-03 (Wells Fargo)City	07/20/2016	245,000.00	1.500	07/20/2021	245,000.00	1826	245,000.00	1.500	1266
9497486Q5	6139	1	WF 16-04 (Wells Fargo)PA	07/20/2016	245,000.00	1.500	07/20/2021	245,000.00	1826	245,000.00	1.500	1266
9497486Q5	6140	1	WF 16-05 (Wells Fargo)YES	07/20/2016	245,000.00	1.500	07/20/2021	245,000.00	1826	245,000.00	1.500	1266
3136G3J30	6142	1	UBS 16-05 (NC 10-28-16)QC	07/28/2016	3,000,000.00	1.600	07/28/2021	3,000,000.00	1826	3,000,000.00	1.600	1274
3136G3R23	6147	1	HC 16-08 (NC 10-27-16)QC	07/28/2016	4,000,000.00	1.625	07/28/2021	4,000,000.00	1826	4,000,000.00	1.625	1274
3136G3H65	6148	1	VS 16-08 (1X Call 7-28-16)	07/28/2016	4,000,000.00	1.400	07/28/2021	4,000,000.00	1826	4,000,000.00	1.400	1274
904764AT4	6202	1	WF 16-18 (Unilever)	10/12/2016	2,968,260.00	1.375	07/28/2021	3,000,000.00	1750	3,000,000.00	1.605	1274



Run Date: 2/22/2018 2:27:15 PM

Investments Outstanding As Of Date: 1/31/2018

INVENTORY BY MATURITY REPORT

CUSIP	Investment #	Fund	Issuer	Purchase Date	Current Book	Current Rate	Maturity Date	Maturity Amount	Total Days From Purc	Current Par	YTM	Days to Maturity
752111JW5	6196	1	GP 16-59 (Rancho Wtr-C-Ref)	10/18/2016	1,790,199.40	1.675	08/01/2021	1,780,000.00	1748	1,780,000.00	1.550	1278
3136G3U45	6150	1	WF 16-08 (NC 8-10-17)AC	08/10/2016	5,000,000.00	1.500	08/10/2021	5,000,000.00	1826	5,000,000.00	1.500	1287
48126XAH8	6152	1	WF 16-10 (JPMorgan)PA QC	08/16/2016	245,000.00	1.650	08/16/2021	245,000.00	1826	245,000.00	1.650	1293
48126XAH8	6153	1	WF 16-11 (JPMorgan)YES QC	08/16/2016	245,000.00	1.650	08/16/2021	245,000.00	1826	245,000.00	1.650	1293
48126XAH8	6173	1	WF 16-09 (JPMorgan)City QC	08/16/2016	245,000.00	1.650	08/16/2021	245,000.00	1826	245,000.00	1.650	1293
29266N3M7	6158	1	FNC 16-43 (Enerbank)City	08/17/2016	245,000.00	1.450	08/17/2021	245,000.00	1826	245,000.00	1.450	1294
29266N3M7	6159	1	FNC 16-44 (Enerbank)PA	08/17/2016	245,000.00	1.450	08/17/2021	245,000.00	1826	245,000.00	1.450	1294
29266N3M7	6160	1	FNC 16-45 (Enerbank)YES	08/17/2016	245,000.00	1.450	08/17/2021	245,000.00	1826	245,000.00	1.450	1294
3134G9X44	6145	1	WF 16-07 (NC 11-25-16)QC	08/25/2016	3,000,000.00	1.625	08/25/2021	3,000,000.00	1826	3,000,000.00	1.625	1302
3134G93Q8	6162	1	GP 16-49 (NC 11-25-16)QC	08/25/2016	3,000,000.00	1.680	08/25/2021	3,000,000.00	1826	3,000,000.00	1.680	1302
3134GAAE4	6169	1	HC 16-09 (NC 11-25-16)QC	08/25/2016	3,000,000.00	1.625	08/25/2021	3,000,000.00	1826	3,000,000.00	1.625	1302
52730JBS4	6166	1	VS 16-09 (Level One)City	08/26/2016	245,000.00	1.000	08/26/2021	245,000.00	1826	245,000.00	1.000	1303
52730JBS4	6167	1	VS 16-10 (Level One)PA	08/26/2016	245,000.00	1.000	08/26/2021	245,000.00	1826	245,000.00	1.000	1303
52730JBS4	6168	1	VS 16-11 (Level One)YES	08/26/2016	245,000.00	1.000	08/26/2021	245,000.00	1826	245,000.00	1.000	1303
92326XDE8	6209	1	FNC 16-64 (Venture Bk)City	12/02/2016	245,000.00	1.500	09/02/2021	245,000.00	1735	245,000.00	1.500	1310
92326XDE8	6210	1	FNC 16-65 (Venture Bk)PA	12/02/2016	245,000.00	1.500	09/02/2021	245,000.00	1735	245,000.00	1.500	1310
92326XDE8	6211	1	FNC 16-66 (Venture Bk)YES	12/02/2016	245,000.00	1.500	09/02/2021	245,000.00	1735	245,000.00	1.500	1310
3136G36F7	6174	1	WF 16-12 (NC 2-14-17)QC	09/14/2016	4,000,000.00	1.600	09/14/2021	4,000,000.00	1826	4,000,000.00	1.600	1322
459058FP3	6183	1	VS 16-12 (IBRD)	09/20/2016	2,987,970.00	1.375	09/20/2021	3,000,000.00	1826	3,000,000.00	1.458	1328
72345SFV8	6309	1	GP 17-29 (Pinnacle)City	09/21/2017	245,000.00	2.000	09/21/2021	245,000.00	1461	245,000.00	2.000	1329
72345SFV8	6310	1	GP 17-30 (Pinnacle)PA	09/21/2017	245,000.00	2.000	09/21/2021	245,000.00	1461	245,000.00	2.000	1329
72345SFV8	6311	1	GP 17-31 (Pinnacle)YES	09/21/2017	245,000.00	2.000	09/21/2021	245,000.00	1461	245,000.00	2.000	1329
02600ADQ7	6181	1	GP 16-52 (Amer Fed)City	09/30/2016	250,000.00	1.450	09/30/2021	250,000.00	1826	250,000.00	1.450	1338
02600ADQ7	6182	1	GP 16-53 (Amer Fed)YES	09/30/2016	250,000.00	1.450	09/30/2021	250,000.00	1826	250,000.00	1.450	1338
03753XAL4	6188	1	WF 16-13 (Apex)City	09/30/2016	245,000.00	1.500	09/30/2021	245,000.00	1826	245,000.00	1.500	1338
03753XAL4	6189	1	WF 16-14 (Apex)PA	09/30/2016	245,000.00	1.500	09/30/2021	245,000.00	1826	245,000.00	1.500	1338
03753XAL4	6190	1	WF 16-15 (Apex)YES	09/30/2016	245,000.00	1.500	09/30/2021	245,000.00	1826	245,000.00	1.500	1338
025140BC7	6191	1	GP 16-55 (AmerCityBank)City	09/30/2016	245,000.00	1.450	09/30/2021	245,000.00	1826	245,000.00	1.450	1338
025140BC7	6192	1	GP 16-56 (AmerCityBank)PA	09/30/2016	245,000.00	1.450	09/30/2021	245,000.00	1826	245,000.00	1.450	1338
025140BC7	6193	1	GP 16-57 (AmerCityBank)YES	09/30/2016	245,000.00	1.450	09/30/2021	245,000.00	1826	245,000.00	1.450	1338
3136G4CY7	6195	1	WF 16-16 (NC 3-30-17)QC	09/30/2016	3,000,000.00	1.500	09/30/2021	3,000,000.00	1826	3,000,000.00	1.500	1338
912828F21	6215	1	GP 16-63 (Treasury)	11/21/2016	2,029,375.00	2.125	09/30/2021	2,000,000.00	1774	2,000,000.00	1.808	1338
3130A9NG2	6198	1	WF 16-17 (NC 1-6-17)QC	10/06/2016	2,999,250.00	1.540	10/06/2021	3,000,000.00	1826	3,000,000.00	1.545	1344



Run Date: 2/22/2018 2:27:15 PM

Investments Outstanding As Of Date: 1/31/2018

INVENTORY BY MATURITY REPORT

CUSIP	Investment #	Fund	Issuer	Purchase Date	Current Book	Current Rate	Maturity Date	Maturity Amount	Total Days From Purc	Current Par	YTM	Days to Maturity
3136G4DP5	6194	1	UBS 16-06 (NC 4-7-17)QC	10/07/2016	4,000,000.00	1.500	10/07/2021	4,000,000.00	1826	4,000,000.00	1.500	1345
3135G0Q89	6204	1	WB 16-04 (BULLET)	10/25/2016	2,993,562.00	1.375	10/07/2021	3,000,000.00	1808	3,000,000.00	1.420	1345
3135G0Q89	6214	1	GP 16-62 (Bullet)	11/17/2016	2,944,026.00	1.375	10/07/2021	3,000,000.00	1785	3,000,000.00	1.775	1345
3136G4EV1	6203	1	UBS 16-07 (NC 4-28-17)QC	10/28/2016	2,999,760.00	1.625	10/28/2021	3,000,000.00	1826	3,000,000.00	1.627	1366
79765RN47	6217	1	WF 16-21 (SFLOWTR)	12/14/2016	3,000,000.00	2.150	11/01/2021	3,000,000.00	1783	3,000,000.00	2.150	1370
63861NAC9	6206	1	FNC 16-61 (Nationwide)City	11/18/2016	245,000.00	1.500	11/18/2021	245,000.00	1826	245,000.00	1.500	1387
63861NAC9	6207	1	FNC 16-62 (Nationwide)PA	11/18/2016	245,000.00	1.500	11/18/2021	245,000.00	1826	245,000.00	1.500	1387
63861NAC9	6208	1	FNC 16-63 (Nationwide)YES	11/18/2016	245,000.00	1.500	11/18/2021	245,000.00	1826	245,000.00	1.500	1387
3130AABG2	6216	1	WF 16-20 (Global Bullet)	11/30/2016	2,988,060.00	1.875	11/29/2021	3,000,000.00	1825	3,000,000.00	1.959	1398
3133EGT47	6221	1	GP 16-64 (FFCB Bullet)	12/08/2016	3,000,000.00	2.010	12/08/2021	3,000,000.00	1826	3,000,000.00	2.010	1407
8562845H3	6218	1	VS 16-13 (St Bk India)City	12/12/2016	245,000.00	2.050	12/13/2021	245,000.00	1827	245,000.00	2.050	1412
8562845H3	6219	1	VS 16-14 (St Bk India)PA	12/12/2016	245,000.00	2.050	12/13/2021	245,000.00	1827	245,000.00	2.050	1412
8562845H3	6220	1	VS 16-15 (St Bk India)YES	12/12/2016	245,000.00	2.050	12/13/2021	245,000.00	1827	245,000.00	2.050	1412
3130AAKB3	6232	1	WF 17-01 (NC 1-10-20)CC	01/10/2017	3,000,000.00	2.140	01/10/2022	3,000,000.00	1826	3,000,000.00	2.140	1440
3130AAKW7	6234	1	WF 17-02 (Bullet)	01/10/2017	2,996,010.00	1.950	01/10/2022	3,000,000.00	1826	3,000,000.00	1.978	1440
64985HYW1	6346	1	GP 18-03 (NYSFAC)	01/17/2018	767,456.19	2.269	01/15/2022	775,000.00	1459	775,000.00	2.531	1445
06251AP53	6241	1	FNC 17-04 (Bk Hapoalim)City	02/17/2017	245,000.00	2.150	01/17/2022	245,000.00	1795	245,000.00	2.150	1447
06251AP53	6242	1	FNC 17-05 (Bk Hapoalim)PA	02/17/2017	245,000.00	2.150	01/17/2022	245,000.00	1795	245,000.00	2.150	1447
06251AP53	6243	1	FNC 17-06 (BI Hapoalim)YES	02/17/2017	245,000.00	2.150	01/17/2022	245,000.00	1795	245,000.00	2.150	1447
30781TBD9	6237	1	GP 17-02 (Farmers-Merchants)	01/18/2017	245,000.00	2.050	01/18/2022	245,000.00	1826	245,000.00	2.050	1448
30781TBD9	6238	1	GP 17-03 (Farmers-Merchants)	01/18/2017	245,000.00	2.050	01/18/2022	245,000.00	1826	245,000.00	2.050	1448
30781TBD9	6239	1	GP 17-04 (Farmers-Merchants)	01/18/2017	245,000.00	2.050	01/18/2022	245,000.00	1826	245,000.00	2.050	1448
3134GAK86	6235	1	HC 17-01 (NC 1-26-18)QC	01/26/2017	3,000,000.00	2.200	01/26/2022	3,000,000.00	1826	3,000,000.00	2.200	1456
77781RCK7	6248	1	GP 17-09 (Roseville FA)	02/09/2017	1,002,800.00	2.410	02/01/2022	1,000,000.00	1818	1,000,000.00	2.350	1462
940727AH3	6245	1	GP 17-06 (WashingtonFirst)Cit	02/23/2017	245,000.00	2.050	02/23/2022	245,000.00	1826	245,000.00	2.050	1484
940727AH3	6246	1	GP 17-07 (WashingtonFirst)PA	02/23/2017	245,000.00	2.050	02/23/2022	245,000.00	1826	245,000.00	2.050	1484
940727AH3	6247	1	GP 17-08 (WashingtonFirst)YE	02/23/2017	245,000.00	2.050	02/23/2022	245,000.00	1826	245,000.00	2.050	1484
3132X0PX3	6257	1	HC 17-02 (FAMCA)NC	02/23/2017	2,000,000.00	2.100	02/23/2022	2,000,000.00	1826	2,000,000.00	2.100	1484
3134GA4Q4	6252	1	VS 17-01 (NC 2-28-18)1X	02/28/2017	3,000,000.00	2.052	02/28/2022	3,000,000.00	1826	3,000,000.00	2.052	1489
90984P5A9	6253	1	FNC 17-10 (United Comm)City	03/01/2017	245,000.00	2.050	03/01/2022	245,000.00	1826	245,000.00	2.050	1490
90984P5A9	6254	1	FNC 17-11 (United Comm)PA	03/01/2017	245,000.00	2.050	03/01/2022	245,000.00	1826	245,000.00	2.050	1490
90984P5A9	6255	1	FNC 17-12 (United Comm)YES	03/01/2017	245,000.00	2.050	03/01/2022	245,000.00	1826	245,000.00	2.050	1490
13063DAD0	6279	1	GP 17-22 (CalGO)	04/27/2017	2,200,000.00	2.367	04/01/2022	2,200,000.00	1800	2,200,000.00	2.367	1521



Run Date: 2/22/2018 2:27:15 PM

Investments Outstanding As Of Date: 1/31/2018

INVENTORY BY MATURITY REPORT

CUSIP	Investment #	Fund	Issuer	Purchase Date	Current Book	Current Rate	Maturity Date	Maturity Amount	Total Days From Purc	Current Par	YTM	Days to Maturity
87165EL47	6258	1	GP 17-11 (Synchrony)City	04/07/2017	245,000.00	2.400	04/07/2022	245,000.00	1826	245,000.00	2.400	1527
87165EL47	6259	1	GP 17-12 (Synchrony)PA	04/07/2017	245,000.00	2.400	04/07/2022	245,000.00	1826	245,000.00	2.400	1527
87165EL47	6260	1	GP 17-13 (Synchrony)YES	04/07/2017	245,000.00	2.400	04/07/2022	245,000.00	1826	245,000.00	2.400	1527
45581EAC5	6268	1	HC 17-04 (Ind&Comm)City	04/12/2017	245,000.00	2.150	04/12/2022	245,000.00	1826	245,000.00	2.150	1532
45581EAC5	6269	1	HC 17-06 (Ind&Comm)YES	04/12/2017	245,000.00	2.150	04/12/2022	245,000.00	1826	245,000.00	2.150	1532
45581EAC5	6270	1	HC 17-05 (Ind&Comm)PA	04/12/2017	245,000.00	2.150	04/12/2022	245,000.00	1826	245,000.00	2.150	1532
201282HM5	6261	1	GP 17-16 (Commercial)YES	04/21/2017	245,000.00	2.050	04/21/2022	245,000.00	1826	245,000.00	2.050	1541
201282HM5	6262	1	GP 17-15 (Commercial)PA	04/21/2017	245,000.00	2.050	04/21/2022	245,000.00	1826	245,000.00	2.050	1541
201282HM5	6263	1	GP 17-14 (Commercial)City	04/21/2017	245,000.00	2.050	04/21/2022	245,000.00	1826	245,000.00	2.050	1541
3130AB3U8	6264	1	HC 17-03 (1X Call 4-26-19)	04/26/2017	3,000,000.00	2.100	04/26/2022	3,000,000.00	1826	3,000,000.00	2.100	1546
74267GVX2	6276	1	FNC 17-13 (PrivBankTrust)City	05/05/2017	245,000.00	2.000	05/05/2022	245,000.00	1826	245,000.00	2.000	1555
74267GVX2	6277	1	FNC 17-14 (PrivBankTrust)PA	05/05/2017	245,000.00	2.000	05/05/2022	245,000.00	1826	245,000.00	2.000	1555
74267GVX2	6278	1	FNC 17-15 (PrivBankTrust)YES	05/05/2017	245,000.00	2.000	05/05/2022	245,000.00	1826	245,000.00	2.000	1555
58740XZB9	6280	1	FNC 17-16 (Mercantile MI)City	05/10/2017	245,000.00	2.100	05/10/2022	245,000.00	1826	245,000.00	2.100	1560
58740XZB9	6281	1	FNC 17-17 (Mercantile MI)PA	05/10/2017	245,000.00	2.100	05/10/2022	245,000.00	1826	245,000.00	2.100	1560
58740XZB9	6282	1	FNC 17-18 (Mercantile MI)YES	05/10/2017	245,000.00	2.100	05/10/2022	245,000.00	1826	245,000.00	2.100	1560
88213AJZ9	6338	1	GP 17-42 (Texas A&M)	12/04/2017	2,976,156.50	2.202	05/15/2022	3,000,000.00	1623	3,000,000.00	2.419	1565
319141FV4	6283	1	FNC 17-19 (First Bk Highland)	05/17/2017	245,000.00	2.100	05/17/2022	245,000.00	1826	245,000.00	2.100	1567
319141FV4	6284	1	FNC 17-20 (First Bk Highland)P	05/17/2017	245,000.00	2.100	05/17/2022	245,000.00	1826	245,000.00	2.100	1567
319141FV4	6285	1	FNC 17-21 (First Bk Highland)Y	05/17/2017	245,000.00	2.100	05/17/2022	245,000.00	1826	245,000.00	2.100	1567
58403B6R2	6286	1	GP 17-23 (Medallion) City	06/09/2017	245,000.00	2.150	06/09/2022	245,000.00	1826	245,000.00	2.150	1590
58403B6R2	6287	1	GP 17-24 (Medallion) PA	06/09/2017	245,000.00	2.150	06/09/2022	245,000.00	1826	245,000.00	2.150	1590
58403B6R2	6288	1	GP 17-25 (Medallion) YES	06/09/2017	245,000.00	2.150	06/09/2022	245,000.00	1826	245,000.00	2.150	1590
17801GBT5	6333	1	FNC 17-37 (City NB Metropolis	12/11/2017	245,000.00	2.150	06/13/2022	245,000.00	1645	245,000.00	2.150	1594
17801GBT5	6334	1	FNC 17-38 (City NB Metropolis	12/11/2017	245,000.00	2.150	06/13/2022	245,000.00	1645	245,000.00	2.150	1594
17801GBT5	6335	1	FNC 17-39 (City NB Metropolis	12/11/2017	245,000.00	2.150	06/13/2022	245,000.00	1645	245,000.00	2.150	1594
3133EH4T7	6341	1	VS 17-03 (NC 3-27-18)CC	12/27/2017	3,000,000.00	2.440	06/27/2022	3,000,000.00	1643	3,000,000.00	2.440	1608
912828XW5	6343	1	GP 17-45 (Treasury)	12/26/2017	3,922,187.50	1.750	06/30/2022	4,000,000.00	1647	4,000,000.00	2.205	1611
9128282P4	6327	1	GP 17-39 (Treasury)	10/23/2017	3,977,343.75	1.875	07/31/2022	4,000,000.00	1742	4,000,000.00	2.000	1642
742718EU9	6336	1	HC 17-16 (PG)	11/21/2017	2,999,826.67	2.150	08/11/2022	3,000,000.00	1724	3,000,000.00	2.285	1653
3130AC6F6	6289	1	WB 17-01 (Annual Call)	08/24/2017	3,000,000.00	2.000	08/24/2022	3,000,000.00	1826	3,000,000.00	2.000	1666
466682AQ4	6299	1	FNC 17-31 (Jackson County)Cit	08/31/2017	245,000.00	2.050	08/31/2022	245,000.00	1826	245,000.00	2.050	1673
466682AQ4	6300	1	FNC 17-32 (Jackson County)PA	08/31/2017	245,000.00	2.050	08/31/2022	245,000.00	1826	245,000.00	2.050	1673





Run Date: 2/22/2018 2:27:15 PM

Investments Outstanding As Of Date: 1/31/2018

INVENTORY BY MATURITY REPORT

CUSIP	Investment #	Fund	Issuer	Purchase Date	Current Book	Current Rate	Maturity Date	Maturity Amount	Total Days From Purc	Current Par	YTM	Days to Maturity
466682AQ4	6301	1	FNC 17-313(Jackson County)Y	08/31/2017	245,000.00	2.050	08/31/2022	245,000.00	1826	245,000.00	2.050	1673
69351UAQ6	6319	1	GP 17-34	10/13/2017	2,556,058.85	2.500	09/01/2022	2,541,000.00	1784	2,541,000.00	2.434	1674
254673BZ8	6305	1	GP 17-26 (Discover)City	09/07/2017	245,000.00	2.350	09/07/2022	245,000.00	1826	245,000.00	2.350	1680
254673BZ8	6306	1	GP 17-27 (Discover)PA	09/07/2017	245,000.00	2.350	09/07/2022	245,000.00	1826	245,000.00	2.350	1680
254673BZ8	6307	1	GP 17-28 (Discover)YES	09/07/2017	245,000.00	2.350	09/07/2022	245,000.00	1826	245,000.00	2.350	1680
677721CR1	6302	1	HC 17-07 (Ohio Vally)City	09/08/2017	245,000.00	2.050	09/08/2022	245,000.00	1826	245,000.00	2.050	1681
677721CR1	6303	1	HC 17-08 (Ohio Vally) PA	09/08/2017	245,000.00	2.050	09/08/2022	245,000.00	1826	245,000.00	2.050	1681
677721CR1	6304	1	HC 17-09 (Ohio Vally) YES	09/08/2017	245,000.00	2.050	09/08/2022	245,000.00	1826	245,000.00	2.050	1681
037833DC1	6318	1	GP 17-32 (Apple)	09/12/2017	749,115.00	2.100	09/12/2022	750,000.00	1826	750,000.00	2.125	1685
987159AP5	6312	1	HC 17-10 (York) City	09/15/2017	245,000.00	2.000	09/15/2022	245,000.00	1826	245,000.00	2.000	1688
987159AP5	6313	1	HC 17-11 (York) PA	09/15/2017	245,000.00	2.000	09/15/2022	245,000.00	1826	245,000.00	2.000	1688
987159AP5	6314	1	HC 17-12 (York) YES	09/15/2017	245,000.00	2.000	09/15/2022	245,000.00	1826	245,000.00	2.000	1688
92826CAG7	6316	1	GP 17-33 (Visa)	09/15/2017	3,000,566.67	2.150	09/15/2022	3,000,000.00	1826	3,000,000.00	2.151	1688
3134GBK84	6317	1	VS 17-02 (NC 9-27-19)QC	09/27/2017	4,000,000.00	2.000	09/27/2022	4,000,000.00	1826	4,000,000.00	2.000	1700
66612ABX5	6320	1	FNC 17-34 (Northfield) City	10/25/2017	245,000.00	2.150	10/25/2022	245,000.00	1826	245,000.00	2.150	1728
66612ABX5	6321	1	FNC 17-35 (Northfield)PA	10/25/2017	245,000.00	2.150	10/25/2022	245,000.00	1826	245,000.00	2.150	1728
66612ABX5	6322	1	FNC 17-36 (Northfield)YES	10/25/2017	245,000.00	2.150	10/25/2022	245,000.00	1826	245,000.00	2.150	1728
45780DCC4	6332	1	GP 17-41 (Institute Adv Study)	11/16/2017	570,453.27	2.447	11/01/2022	570,000.00	1811	570,000.00	2.430	1735
01748DAY2	6324	1	GP 17-36 (Allegiance)City	11/03/2017	245,000.00	2.200	11/03/2022	245,000.00	1826	245,000.00	2.200	1737
01748DAY2	6325	1	GP 17-37 (Allegiance)PA	11/03/2017	245,000.00	2.200	11/03/2022	245,000.00	1826	245,000.00	2.200	1737
01748DAY2	6326	1	GP 17-38 (Allegiance)YES	11/03/2017	245,000.00	2.200	11/03/2022	245,000.00	1826	245,000.00	2.200	1737
22766ACB9	6329	1	HC 17-13 (Crossfirst)City	11/20/2017	245,000.00	2.200	11/18/2022	245,000.00	1824	245,000.00	2.200	1752
22766ACB9	6330	1	HC 17-14 (Crossfirst)PA	11/20/2017	245,000.00	2.200	11/18/2022	245,000.00	1824	245,000.00	2.200	1752
22766ACB9	6331	1	HC 17-15 (Crossfirst)YES	11/20/2017	245,000.00	2.200	11/18/2022	245,000.00	1824	245,000.00	2.200	1752
3134GBY63	6328	1	GP 17-40 (NC 2-28-18)QC	11/28/2017	3,000,000.00	2.400	11/28/2022	3,000,000.00	1826	3,000,000.00	2.400	1762
3134GB6Y3	6342	1	VS 17-04 (NC 12-28-18)QC	12/28/2017	1,600,000.00	2.450	12/28/2022	1,600,000.00	1826	1,600,000.00	2.450	1792