



CITY OF BURBANK – OFFICE OF THE CITY TREASURER

275 East Olive Avenue, PO Box 7145, Burbank, CA 91510-7145
(818)238-5880

City of Burbank Investment Portfolio Report for November 2018 Dated December 20, 2018

Dear City Council Members
Ronald E. Davis, City Manager
Justin Hess, Assistant City Manager
Cindy Giraldo, Financial Services Director
Bob Liu, CFO Burbank Water & Power

This report fulfills City, Youth Endowment Services Fund, Parking Authority, Public Financing Authority, Successor Agency to the Redevelopment Agency and Housing Authority resolutions.

CITY PORTFOLIO OVERVIEW

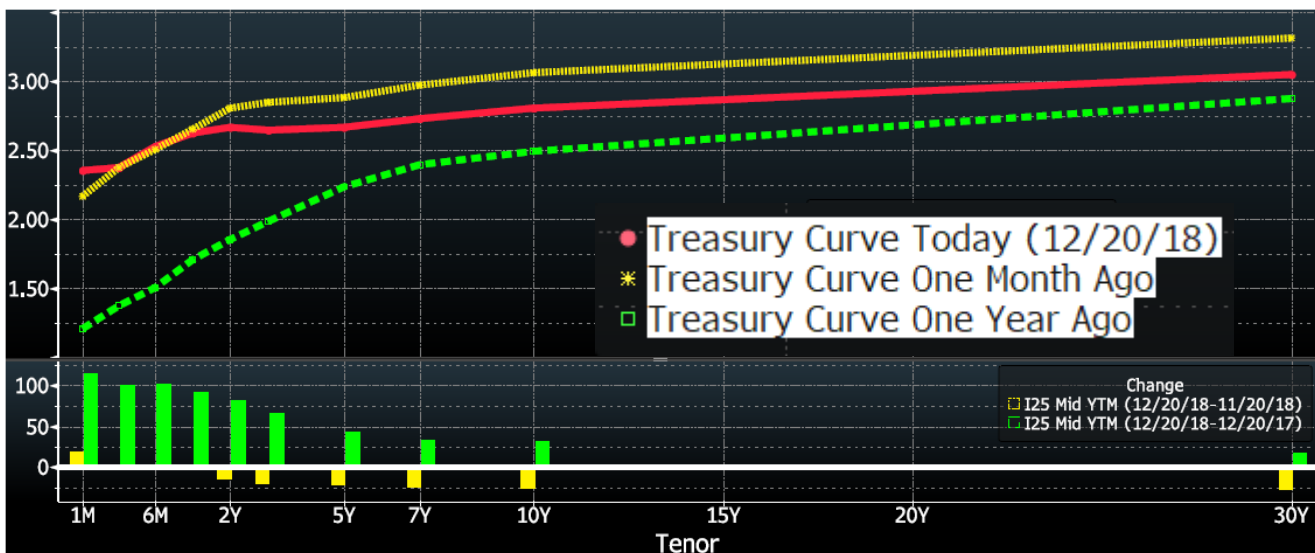
The City must maintain \$92 million in liquidity at all times (maturities within one year plus real estate taxes due from the County in April and December) to meet our projected budgeted expenditures. We currently have \$183 million in liquidity, with \$68 million in our account at the Local Agency Investment Fund (LAIF), \$72 million in investments maturing within a year and \$43 million in real estate taxes due in April and December. Liquidity has been allowed to accumulate in anticipation of cash flow needs over the next few months; this is suppressing upwards yield movement for the portfolio, as maturing amounts are being kept in LAIF to meet liquidity requirements.

The City Investment Pool ended November at \$443 million, up from October's balance of \$440 million. November's market value improved to 98.01% from October's 97.83%. November's yield came in at 1.99%, with the fiscal year-to-date yield coming in at 1.93%. The weighted average yield of the portfolio at the end of the month is 1.99%.

We received positive news on the credit front with S&P upgrading Chevron from AA- to AA on December 17, 2018.

MARKET OUTLOOK

The Fed raised rates another quarter percent on December 19, from 2.25% to 2.50%, throwing both the stock and bond markets into turmoil. Equities swung 700 points intraday and the flight-to-quality (IE bonds) surged. The rate increase was the fourth increase this year. The Fed indicated two increases in 2019, in contrast to market expectations of no increases next year. The Fed is appearing to base policy on current economic data and the Fed's forecast, with little interest in the financial markets and global uncertainty. Looking at the chart below, you can see how flat the yield curve has gotten, comparing current rates (red line) to rates one month and one year ago.



US Treasury Actives Curve (Source: Bloomberg, 12/20/18)

PORTFOLIO SUMMARY AS OF November 30, 2018

	<u>Par Value</u>	<u>Book Value</u>	<u>Market Value</u>
City Investment Pool:			
Agency - US Federal Agency	\$ 158,410,000	\$ 158,528,159	\$ 154,080,483
Commercial Paper	5,000,000	4,895,725	4,906,300
US Treasury Notes and Bonds	15,000,000	14,993,731	14,595,990
Corporates - Medium Term Notes	74,768,000	74,651,213	73,204,488
Local Agency Investment Fund (LAIF)	68,000,000	68,000,000	67,852,603
Municipal Bonds	47,738,687	47,811,361	46,949,378
Negotiable Certificates of Deposit	83,310,000	83,305,752	81,596,776
Subtotal - City Investment Pool	<u>452,226,687</u>	<u>452,185,941</u>	<u>443,186,018</u>
Additional Accounta at LAIF:			
Successor Agency for RDA	779,000	779,000	777,311
Housing Authority	500,000	500,000	498,917
TOTAL	<u>\$ 453,505,687</u>	<u>\$ 453,464,941</u>	<u>\$ 444,462,246</u>

Note: Market values were obtained from Union Bank and the State of California.

I certify that the City's Investment Portfolio is in full compliance with the City's Investment Policy and California Government Code Section 53601, and I believe the Investment Pool contains sufficient cash flow from liquid and maturing securities, bank deposits, and income to meet the City's expenditure requirements for the next six months.



Debbie S. Kukta, CPA, CGMA
City Treasurer

- CC: Bob Frutos, Council Member/Liaison to Treasurer's Office
 Jess Talamantes, Council Member/Liaison to Treasurer's Office
 Richard Bertain, Treasurer's Oversight Review Committee Member
 Lynne Brown, Treasurer's Oversight Review Committee Member
 Darin Guggenheimer, Treasurer's Oversight Review Committee Member
 Norelyn Kurasz, Treasurer's Oversight Review Committee Member
 Richard Martin, Treasurer's Oversight Review Committee Member
 Scott Rife, Treasurer's Oversight Review Committee Member

Portfolio Composition

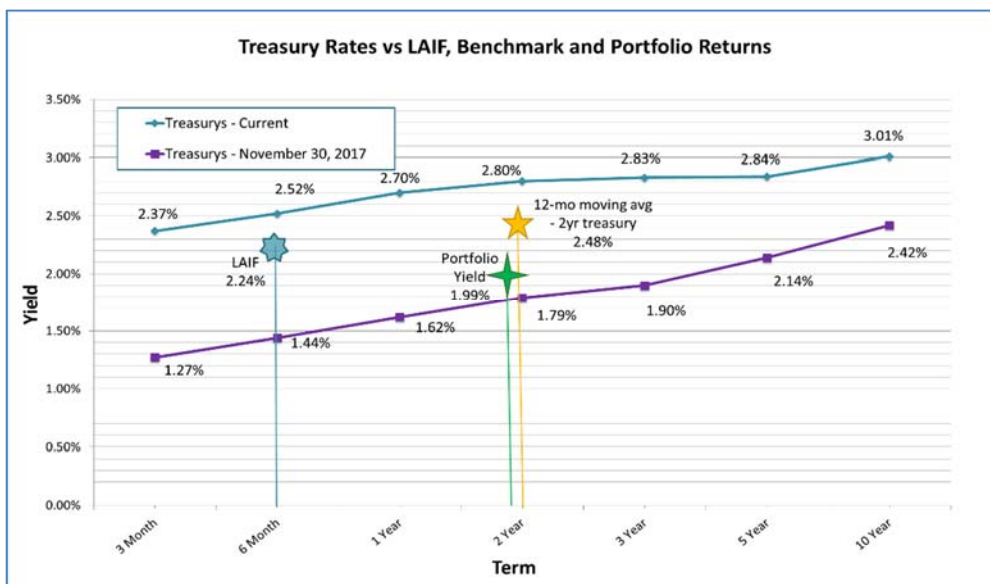
	November 2018		Guidelines		
	Market Value (000s omitted)	%	Legal Maximum	Policy Maximum	Model
US Agencies	\$ 154,080	35%	No limit	90%	50%
Commercial Paper	4,906	1%	No limit	No limit	0%
Treasury Notes & Bonds	14,596	3%	40%	25%	0%
Time Deposits	-0-	0%	No limit	40%	0%
Negotiable CDs	81,597	18%	30%	30%	12%
LAIF	67,853	15%	\$195 million	\$195 million	13%
Medium-Term Notes	73,205	17%	30%	30%	22%
Money Market	-0-	0%	20%	15%	0%
Municipal Bonds	46,949	11%	No limit	15%	3%
TOTAL	\$ 443,186	100%			

Maturity Distribution

	Book Value (000s omitted)	%	Suggested Percentage
Less Than One Year	\$ 140,085	31%	0 to 100%
One to Three Years	200,999	44%	0 to 50%
Three to Five Years	111,102	25%	0 to 50%
TOTAL	\$ 452,186	100%	

Income Summary

	November 2018 MTD	November 2018 Fiscal YTD	November 2017 Fiscal YTD
US Agencies	\$ 230,553	\$ 1,151,297	\$ 1,065,633
Commercial Paper	10,104	62,460	28,450
Treasury Notes & Bonds	23,428	142,469	72,385
Corporates–Medium Term Notes	141,234	653,964	459,543
Local Agency Investment Fund (LAIF)	118,309	501,884	228,179
Municipal Bonds	84,065	389,644	258,792
Negotiable Certificates of Deposit	127,211	668,840	600,627
TOTAL	\$ 734,904	\$ 3,570,558	\$ 2,713,609
YIELD	1.99%	1.93%	1.55%



The chart to the left shows relevant rates (LAIF, the 12-month moving average of the 2-year treasury, and portfolio current yield) as of November 30, 2018, as well as current treasury yields and those from a year ago.

The portfolio yield is lagging the benchmark as a result of the recent buildup in liquidity to meet cash flow requirements.

NOTE: The LAIF yield includes an estimate of the interest projected to be allocated at the end of the quarter for LAIF's loan to CalPERS. The effective yield published by LAIF for November was 2.208%.

Corporate and Muni Ratings

As of December 20, 2018

Issuer	Par Value	Maturity Date	Moody's	S & P
Paccar Inc.	\$1,000,000	2/25/2019	A1	A+
Cisco	\$3,000,000	3/1/2019	A1	AA-
Berkshire Hathaway	\$1,155,000	3/15/2019	Aa2	AA
MasterCard	\$1,000,000	4/1/2019	A2	A+
USB Floater	\$3,000,000	4/25/2019	A1	A+
Apple Inc.	\$2,000,000	5/6/2019	Aa1	AA+
New York University	\$1,000,000	7/1/2019	Aa2	AA-
American Honda Finance	\$2,000,000	8/15/2019	A2	A+ (Neg)
Paccar Inc.	\$1,107,000	9/15/2019	A1	A+
JPMorgan	\$2,000,000	9/23/2019	Aa2	A+
Johnson and Johnson	\$3,000,000	12/5/2019	Aaa	AAA
Wells Fargo	\$3,000,000	1/30/2020	A2 (Neg)	A-
BNY Mellon	\$3,000,000	2/24/2020	A1	A
Pepsico	\$2,900,000	4/30/2020	A1	A+
PNC Bank	\$3,000,000	7/21/2020	A2	A
Automated Data Processing (ADP)	\$3,000,000	9/15/2020	Aa3	AA
JPMorgan	\$1,000,000	10/19/2020	Aa2	A+
Citibank	\$2,000,000	10/20/2020	A1 (Pos)	A+
Home Depot	\$3,000,000	4/1/2021	A2	A
State Street Bank Corp.	\$2,609,000	5/19/2021	A1	A
Princeton	\$2,000,000	7/1/2021	Aaa	AAA
Unilever	\$3,000,000	7/28/2021	A1	A+
Internat'l Bnk for Reconstruction and Dev (IBRD)	\$3,000,000	9/20/2021	Aaa	AAA
Chevron	\$2,000,000	3/3/2022	Aa2	AA
Blackrock	\$2,680,000	6/1/2022	Aa3	AA-
Toyota	\$2,765,000	7/13/2022	Aa3	AA-
Proctor & Gamble	\$3,000,000	8/11/2022	Aa3	AA-
PPL Electric Utilities	\$2,541,000	9/1/2022	A1	A
Apple Inc.	\$750,000	9/12/2022	Aa1	AA+
Visa	\$3,000,000	9/15/2022	A1	AA-
Institute Adv Study	\$570,000	11/4/2022	Aaa	AAA
Walmart	\$3,000,000	12/15/2022	Aa2	AA (Neg)
Berkshire Hathaway	\$1,290,000	3/15/2023	Aa2	AA
Nike	\$1,401,000	5/1/2023	A1	AA-
Pasadena CA Unified School District	\$2,000,000	11/1/2018	Aa3 (Neg)	A+ (Neg)
Calif. State GO Bonds	\$3,000,000	5/1/2019	Aa3	AA-
UC Revenue Bonds	\$1,600,000	5/15/2019	Aa2	AA
Univ. of California Revenues	\$1,500,000	7/1/2019	Aa2	AA
LA Community College District	\$1,000,000	8/1/2019	Aa1	AA+
Calif. State GO Bonds	\$2,000,000	10/1/2019	Aa3	AA-
Georgia GO Bonds	\$1,050,000	2/1/2020	Aaa	AAA
Calif. State GO Bonds	\$2,000,000	4/1/2020	Aa3	AA-
El Monte School District	\$1,000,000	5/1/2020	Aa3	AA
UC Revenue Bonds	\$3,825,000	5/15/2020	Aa2	AA
Santa Clara Valley Water District	\$1,250,000	6/1/2020	Aa1	N/A
SCPPA	\$2,000,000	7/1/2020	N/A	AA-
Calif. State GO Bonds	\$3,600,000	4/1/2021	Aa3	AA-
CA Wtr Resources Pwr Sply Revenue	\$4,823,687	5/2/2021	Aa1	AA
MDSMED (John Hopkins Health System)	\$1,000,000	7/1/2021	Aaa	N/A
Rancho CA Wtr Dist Fing Auth	\$1,780,000	8/1/2021	N/A	AAA
San Fran City/Cty PUC WTR	\$3,000,000	11/1/2021	Aa3	AA-
City of Palo Alto	\$140,000	11/1/2021	N/A	AA+
New York St Envrnmntl FACS Corp	\$775,000	1/15/2022	Aaa	AAA
Roseville Revenue Bonds	\$1,000,000	2/1/2022	N/A	AA-
Calif. State GO Bonds	\$2,200,000	4/1/2022	Aa3	AA-
Texas A&M	\$3,000,000	5/1/2022	Aaa	AAA
City of Palo Alto	\$195,000	11/1/2022	N/A	AA+
Texas A&M	\$3,000,000	5/15/2023	N/A	AA+
Texas State GO Bond	\$3,000,000	10/1/2023	Aaa	AAA

Key ("Watch" implies an imminent but not inevitable action, "Outlook" implies entity is being monitored)

*+ Positive Watch Neg Negative Outlook
*- Negative Watch Pos Positive Outlook

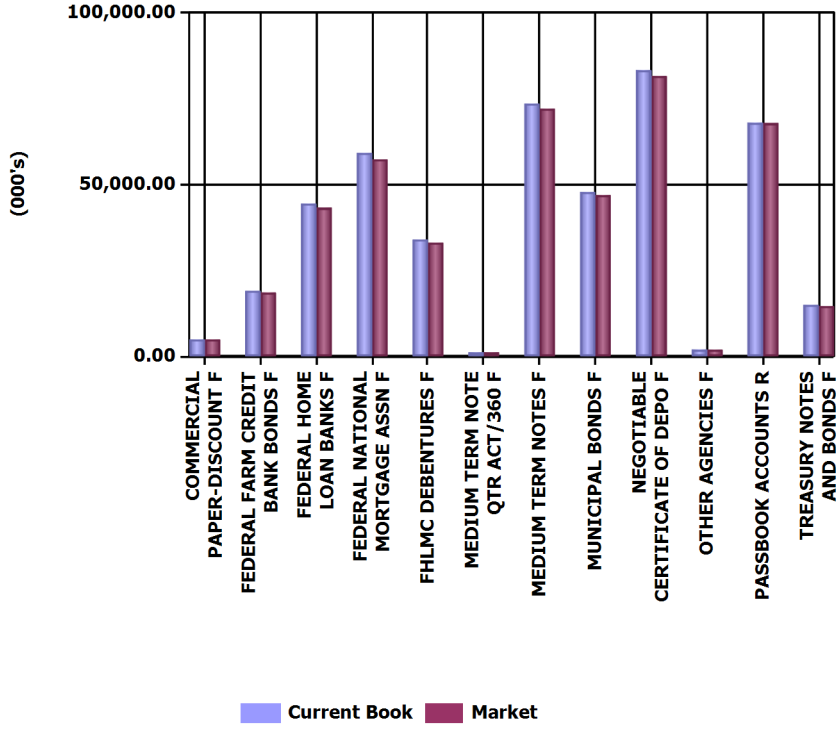


Run Date: 12/17/2018 3:27:43 PM

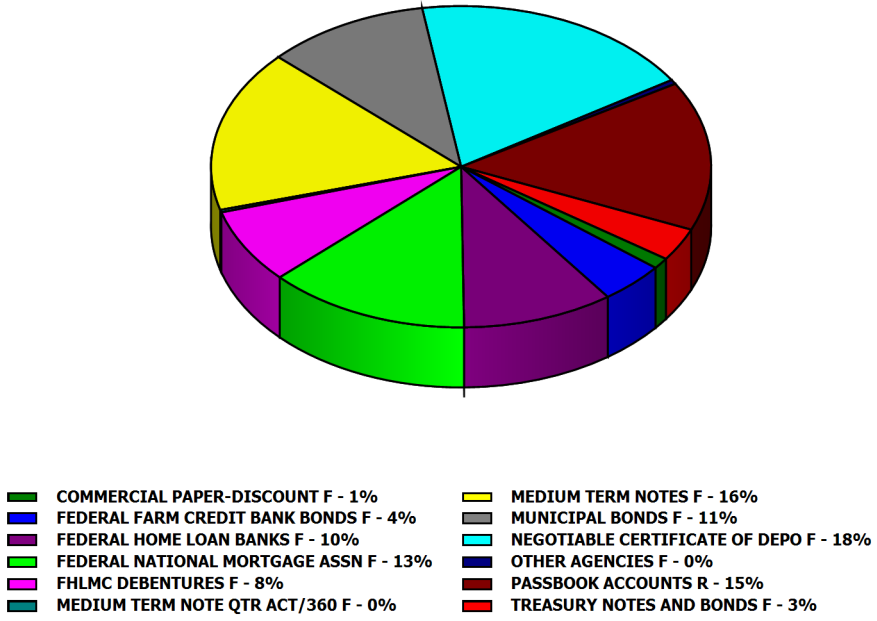
Investments Outstanding As Of Date: 11/30/2018

Assets (000's)	Current Par	Current Book	Current Market	Mkt/ Cur Book	Yield	WAL (Yr)	Mat (Yr)
COMMERCIAL PAPER-DISCOUNT	5,000.00	4,895.73	4,906.30	100.22 %	2.97 %	.641	.641
FEDERAL FARM CREDIT BANK B	19,000.00	19,004.28	18,596.72	97.86 %	1.85 %	2.292	2.292
FEDERAL HOME LOAN BANKS F	44,240.00	44,408.25	43,229.97	97.35 %	1.68 %	2.268	2.268
FEDERAL NATIONAL MORTGAGE	59,250.00	59,182.15	57,274.71	96.78 %	1.57 %	2.375	2.375
FHLMC DEBENTURES F	33,920.00	33,933.47	33,026.42	97.33 %	2.07 %	3.277	3.277
MEDIUM TERM NOTE QTR ACT/3	1,155.00	1,162.98	1,157.09	99.49 %	1.63 %	.288	.288
MEDIUM TERM NOTES F	73,613.00	73,488.24	72,047.40	98.04 %	2.27 %	2.175	2.175
MUNICIPAL BONDS F	47,738.69	47,811.36	46,949.38	98.20 %	2.12 %	2.298	2.298
NEGOTIABLE CERTIFICATE OF D	83,310.00	83,305.75	81,596.78	97.95 %	1.90 %	2.060	2.060
OTHER AGENCIES F	2,000.00	2,000.00	1,952.66	97.63 %	2.10 %	3.236	3.236
PASSBOOK ACCOUNTS R	68,000.00	68,000.00	67,852.60	99.78 %	2.24 %	.003	.003
TREASURY NOTES AND BONDS F	15,000.00	14,993.73	14,595.99	97.35 %	1.90 %	2.930	2.930
Totals (000's):	452,226.69	452,185.94	443,186.02	98.01 %	1.99 %	1.971	1.971

PORTFOLIO ALLOCATION



CURRENT PAR %



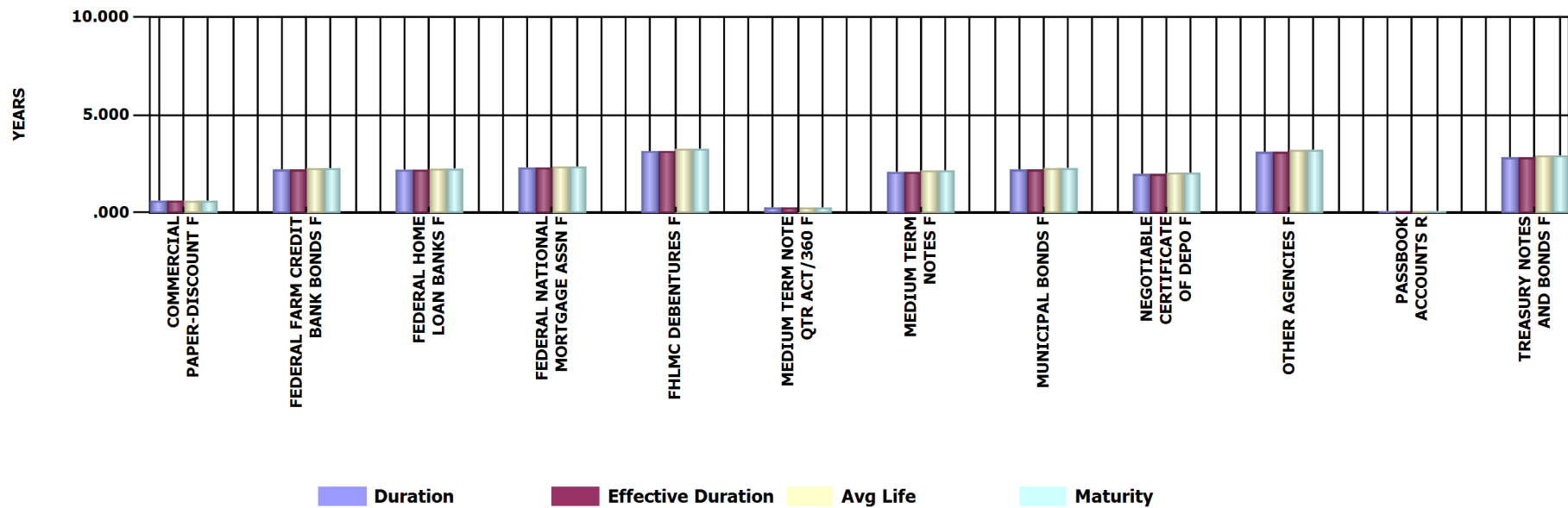


Run Date: 12/17/2018 3:27:43 PM

Investments Outstanding As Of Date: 11/30/2018

MATURITY ANALYSIS

Assets (000's)	Current Par	Duration (Yr)	Effective Duration (Yr)	WAL (Yr)	Mat (Yr)
COMMERCIAL PAPER-DISCOUNT F	5,000.00	.641	.641	.641	.641
FEDERAL FARM CREDIT BANK BONDS F	19,000.00	2.223	2.223	2.292	2.292
FEDERAL HOME LOAN BANKS F	44,240.00	2.213	2.213	2.268	2.268
FEDERAL NATIONAL MORTGAGE ASSN F	59,250.00	2.327	2.327	2.375	2.375
FHLMC DEBENTURES F	33,920.00	3.156	3.156	3.277	3.277
MEDIUM TERM NOTE QTR ACT/360 F	1,155.00	.290	.290	.288	.288
MEDIUM TERM NOTES F	73,613.00	2.102	2.102	2.175	2.175
MUNICIPAL BONDS F	47,738.69	2.223	2.223	2.298	2.298
NEGOTIABLE CERTIFICATE OF DEPO F	83,310.00	1.997	1.997	2.060	2.060
OTHER AGENCIES F	2,000.00	3.123	3.123	3.236	3.236
PASSBOOK ACCOUNTS R	68,000.00	.003	.003	.003	.003
TREASURY NOTES AND BONDS F	15,000.00	2.842	2.842	2.930	2.930
Totals (000's):	452,226.69	1.913	1.913	1.971	1.971



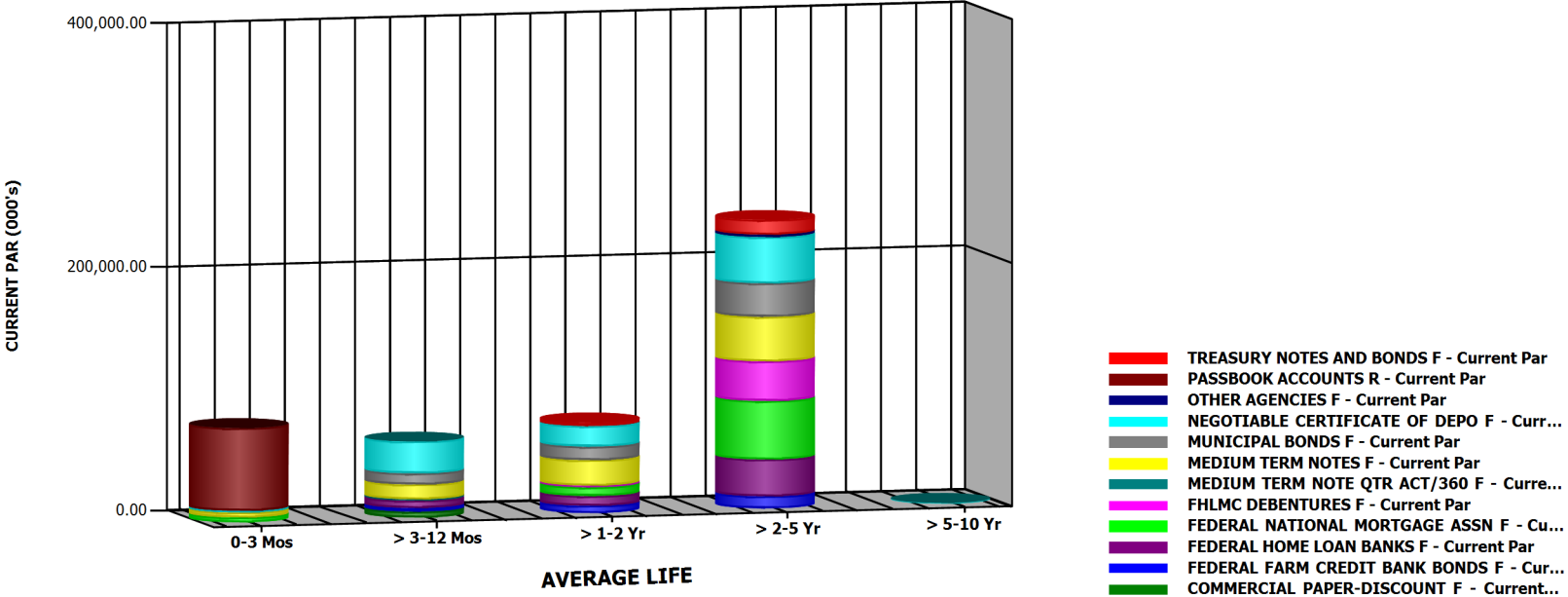


Run Date: 12/17/2018 3:27:43 PM

Investments Outstanding As Of Date: 11/30/2018

Current Par (000's)	0-3 Mos	> 3-12 Mos	> 1-2 Yr	> 2-5 Yr	> 5-10 Yr	Totals (000's)
COMMERCIAL PAPER-DISC	0.00	5,000.00	0.00	0.00	0.00	5,000.00
FEDERAL FARM CREDIT BAN	0.00	3,000.00	6,000.00	10,000.00	0.00	19,000.00
FEDERAL HOME LOAN BANK	0.00	6,000.00	8,000.00	30,240.00	0.00	44,240.00
FEDERAL NATIONAL MORTG	4,000.00	0.00	7,250.00	48,000.00	0.00	59,250.00
FHLMC DEBENTURES F	0.00	0.00	1,320.00	32,600.00	0.00	33,920.00
MEDIUM TERM NOTE QTR A	0.00	1,155.00	0.00	0.00	0.00	1,155.00
MEDIUM TERM NOTES F	4,000.00	12,107.00	20,900.00	36,606.00	0.00	73,613.00
MUNICIPAL BONDS F	0.00	9,100.00	11,125.00	27,513.69	0.00	47,738.69
NEGOTIABLE CERTIFICATE	1,470.00	26,215.00	16,905.00	37,985.00	735.00	83,310.00
OTHER AGENCIES F	0.00	0.00	0.00	2,000.00	0.00	2,000.00
PASSBOOK ACCOUNTS R	68,000.00	0.00	0.00	0.00	0.00	68,000.00
TREASURY NOTES AND BON	0.00	0.00	3,000.00	12,000.00	0.00	15,000.00
Totals (000's):	77,470.00	62,577.00	74,500.00	236,944.69	735.00	452,226.69

AVERAGE LIFE DISTRIBUTION

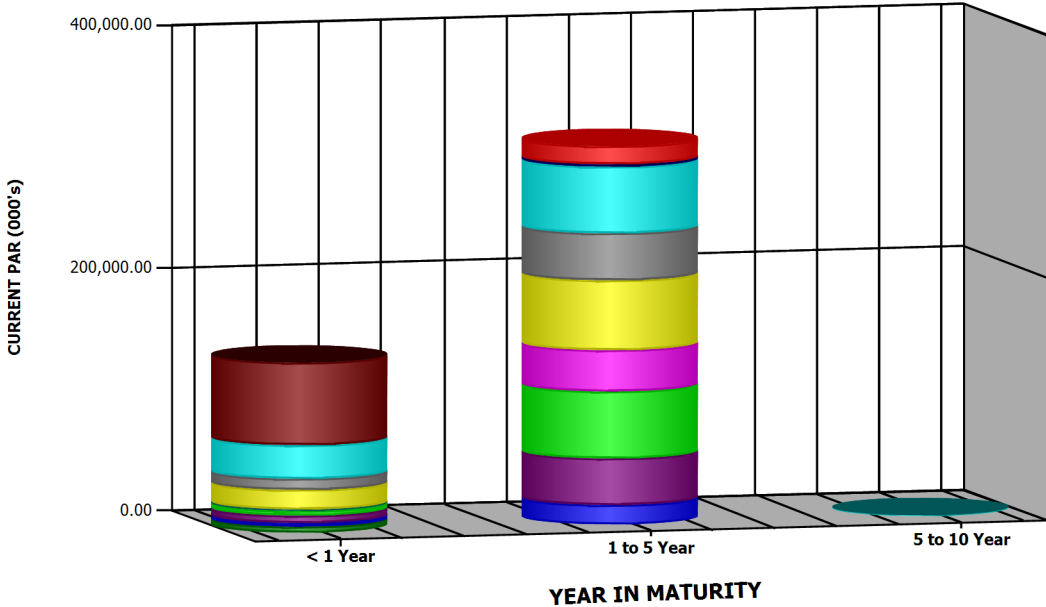




Run Date: 12/17/2018 3:27:43 PM

Investments Outstanding As Of Date: 11/30/2018

Current Par (000's)	< 1 Year	1 to 5 Year	5 to 10 Year	Totals (000's)
COMMERCIAL PAPER-DISC	5,000.00	0.00	0.00	5,000.00
FEDERAL FARM CREDIT BAN	3,000.00	16,000.00	0.00	19,000.00
FEDERAL HOME LOAN BANK	6,000.00	38,240.00	0.00	44,240.00
FEDERAL NATIONAL MORTG	4,000.00	55,250.00	0.00	59,250.00
FHLMC DEBENTURES F	0.00	33,920.00	0.00	33,920.00
MEDIUM TERM NOTE QTR A	1,155.00	0.00	0.00	1,155.00
MEDIUM TERM NOTES F	16,107.00	57,506.00	0.00	73,613.00
MUNICIPAL BONDS F	9,100.00	38,638.69	0.00	47,738.69
NEGOTIABLE CERTIFICATE	27,685.00	54,890.00	735.00	83,310.00
OTHER AGENCIES F	0.00	2,000.00	0.00	2,000.00
PASSBOOK ACCOUNTS R	68,000.00	0.00	0.00	68,000.00
TREASURY NOTES AND BON	0.00	15,000.00	0.00	15,000.00
Totals (000's):	140,047.00	311,444.69	735.00	452,226.69



MATURITY DISTRIBUTION

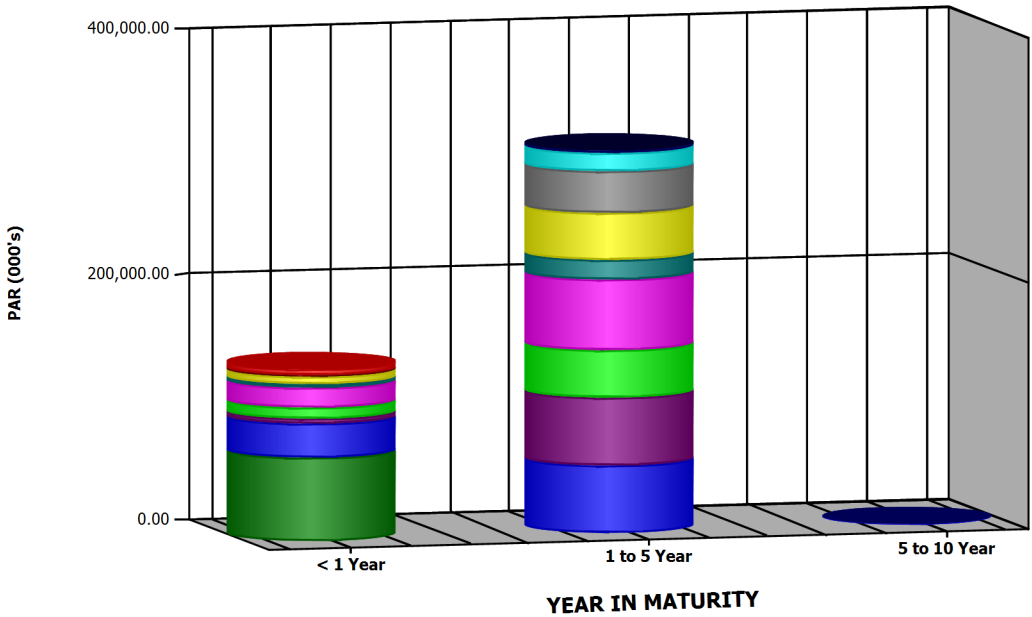
- TREASURY NOTES AND BONDS F - Current Par
- PASSBOOK ACCOUNTS R - Current Par
- OTHER AGENCIES F - Current Par
- NEGOTIABLE CERTIFICATE OF DEPO F - Curr...
- MUNICIPAL BONDS F - Current Par
- MEDIUM TERM NOTES F - Current Par
- MEDIUM TERM NOTE QTR ACT/360 F - Curre...
- FHLMC DEBENTURES F - Current Par
- FEDERAL NATIONAL MORTGAGE ASSN F - C...
- FEDERAL HOME LOAN BANKS F - Current Par
- FEDERAL FARM CREDIT BANK BONDS F - Cu...
- COMMERCIAL PAPER-DISCOUNT F - Current...



Run Date: 12/17/2018 3:27:43 PM

Investments Outstanding As Of Date: 11/30/2018

Par (000's)	< 1 Year	1 to 5 Year	5 to 10 Year	Totals (000's)
COMMERCIAL PAPER-DISC	5,000.00	0.00	0.00	5,000.00
FEDERAL FARM CREDIT BAN	3,000.00	16,000.00	0.00	19,000.00
FEDERAL HOME LOAN BANK	6,000.00	38,240.00	0.00	44,240.00
FEDERAL NATIONAL MORTG	4,000.00	55,250.00	0.00	59,250.00
FHLMC DEBENTURES F	0.00	33,920.00	0.00	33,920.00
MEDIUM TERM NOTE QTR A	1,155.00	0.00	0.00	1,155.00
MEDIUM TERM NOTES F	16,107.00	57,506.00	0.00	73,613.00
MUNICIPAL BONDS F	9,100.00	38,638.69	0.00	47,738.69
NEGOTIABLE CERTIFICATE	27,685.00	54,890.00	735.00	83,310.00
OTHER AGENCIES F	0.00	2,000.00	0.00	2,000.00
PASSBOOK ACCOUNTS R	68,000.00	0.00	0.00	68,000.00
TREASURY NOTES AND BON	0.00	15,000.00	0.00	15,000.00
Totals (000's):	140,047.00	311,444.69	735.00	452,226.69



CALL/MATURITY DISTRIBUTION



Run Date: 12/17/2018 3:27:43 PM

Investments Outstanding As Of Date: 11/30/2018

INVESTMENT PORTFOLIO - POSITION DETAIL

COMMERCIAL PAPER-DISCOUNT F	Moody's	S&P	CUSIP	Coupon Rate	YIELD	WAL	Durtn	Effect Durtn	Purchase Date	Maturity Date	Call Date	Current Par Value	Current Book Value	Market Price	Unrealized Gain/(Loss)
VS 18-02 (JPM)	P-1	A-1	46640QUN9	2.910	2.972	.641	.641	.641	11/06/2018	07/22/2019		5,000,000.00	4,895,725.00	98.126000	470.83
Total Count 1				2.910	2.972	.641	.641	.641				5,000,000.00	4,895,725.00	98.126000	470.83
FEDERAL FARM CREDIT BANK BONDS F	Moody's	S&P	CUSIP	Coupon Rate	YIELD	WAL	Durtn	Effect Durtn	Purchase Date	Maturity Date	Call Date	Current Par Value	Current Book Value	Market Price	Unrealized Gain/(Loss)
GS 14-06 (BULLET)	Aaa	AA+	3133EEBN9	1.800	1.800	.951	.946	.946	11/12/2014	11/12/2019		3,000,000.00	3,000,000.00	99.102000	-26,940.00
GP 15-60 (FFCB Bullet)	Aaa	AA+	3133EFLZ8	1.460	1.462	1.912	1.889	1.889	10/28/2015	10/28/2020		3,000,000.00	2,999,709.00	97.428000	-76,869.00
VS 16-02 (NC 2-24-17)CC	Aaa	AA+	3133EFZT7	1.400	1.400	1.236	1.223	1.223	02/24/2016	02/24/2020		3,000,000.00	3,000,000.00	98.325000	-50,250.00
UBS 16-03 (NC 7-6-17)CC	Aaa	AA+	3133EGKA2	1.500	1.500	2.600	2.545	2.545	07/06/2016	07/06/2021		3,000,000.00	3,000,000.00	96.449000	-106,530.00
GP 16-64 (FFCB Bullet)	Aaa	AA+	3133EGT47	2.010	2.010	3.025	2.919	2.919	12/08/2016	12/08/2021		3,000,000.00	3,000,000.00	97.330000	-80,100.00
VS 17-03 (NC 3-27-18)CC	Aaa	AA+	3133EH4T7	2.440	2.440	3.575	3.410	3.410	12/27/2017	06/27/2022		3,000,000.00	3,000,000.00	97.968000	-60,960.00
GP 18-21 (NC 11-6-18) CC	Aaa	AA+	3133EJVE6	3.120	3.227	3.652	3.444	3.444	10/31/2018	07/25/2022		1,000,000.00	1,004,570.00	99.866000	2,410.00
Total Count 7				1.840	1.846	2.292	2.223	2.223				19,000,000.00	19,004,279.00	97.877474	-399,239.00
FEDERAL HOME LOAN BANKS F	Moody's	S&P	CUSIP	Coupon Rate	YIELD	WAL	Durtn	Effect Durtn	Purchase Date	Maturity Date	Call Date	Current Par Value	Current Book Value	Market Price	Unrealized Gain/(Loss)
WB 15-01 (FHLB Bullet)	Aaa	AA+	3130A5Z77	1.830	1.694	1.663	1.637	1.637	09/16/2015	07/29/2020		5,000,000.00	5,031,600.00	98.397000	-111,750.00
HC 15-17 (1X Call 12-28-16)	Aaa	AA+	3130A6UX3	1.500	1.500	.575	.574	.574	12/28/2015	06/28/2019		3,000,000.00	3,000,000.00	99.380000	-18,600.00
WB 16-01 (Bullet)	Aaa	AA+	3130A3UQ5	1.875	1.552	2.033	1.985	1.985	01/19/2016	12/11/2020		3,000,000.00	3,045,480.00	97.966000	-106,500.00
FS 16-01 (NC 8-26-16)CC	Aaa	AA+	3130A7CL7	1.690	1.700	2.244	2.197	2.197	02/26/2016	02/26/2021		240,000.00	239,880.00	97.474900	-5,940.24
WB 16-02 (Bullet)	Aaa	AA+	313378J77	1.875	1.290	1.285	1.272	1.272	02/23/2016	03/13/2020		3,000,000.00	3,069,117.00	98.828000	-104,277.00
GP 16-17 (NC 7-26-16)CC	Aaa	AA+	3130A7QK4	1.700	1.700	2.405	2.364	2.364	04/26/2016	04/26/2021		3,000,000.00	3,000,000.00	97.057000	-88,290.00
WB 16-03 (Bullet)	Aaa	AA+	313382K69	1.750	1.461	2.282	2.241	2.241	05/20/2016	03/12/2021		3,000,000.00	3,040,116.00	97.599000	-112,146.00
WF 16-02 (Bullet)	Aaa	AA+	3130A8DB6	1.125	1.139	.556	.556	.556	06/03/2016	06/21/2019		3,000,000.00	2,998,740.00	99.204000	-22,620.00
UBS 16-04 (NC 10-19-16)CC	Aaa	AA+	3130A8P80	1.400	1.400	2.140	2.102	2.102	07/19/2016	01/19/2021		3,000,000.00	3,000,000.00	96.849000	-94,530.00
WF 16-17 (NC 1-6-17)QC	Aaa	AA+	3130A9NG2	1.540	1.545	2.852	2.793	2.793	10/06/2016	10/06/2021		3,000,000.00	2,999,250.00	96.355000	-108,600.00
WF 16-20 (Global Bullet)	Aaa	AA+	3130AABG2	1.875	1.959	3.000	2.928	2.928	11/30/2016	11/29/2021		3,000,000.00	2,988,060.00	97.131000	-74,130.00
WF 17-01 (NC 1-10-20)CC	Aaa	AA+	3130AAKB3	2.140	2.140	3.115	3.002	3.002	01/10/2017	01/10/2022		3,000,000.00	3,000,000.00	97.560000	-73,200.00
WF 17-02 (Bullet)	Aaa	AA+	3130AAKW7	1.950	1.978	3.115	3.011	3.011	01/10/2017	01/10/2022		3,000,000.00	2,996,010.00	97.217000	-79,500.00
HC 17-03 (1X Call 4-26-19)	Aaa	AA+	3130AB3U8	2.100	2.100	3.405	3.298	3.298	04/26/2017	04/26/2022		3,000,000.00	3,000,000.00	97.469000	-75,930.00
WB 17-01 (Annual Call)	Aaa	AA+	3130AC6F6	2.000	2.000	3.734	3.597	3.597	08/24/2017	08/24/2022		3,000,000.00	3,000,000.00	96.591000	-102,270.00
Total Count 15				1.764	1.676	2.268	2.213	2.213				44,240,000.00	44,408,253.00	97.716930	-1,178,283.24
FEDERAL NATIONAL MORTGAGE ASSN F	Moody's	S&P	CUSIP	Coupon Rate	YIELD	WAL	Durtn	Effect Durtn	Purchase Date	Maturity Date	Call Date	Current Par Value	Current Book Value	Market Price	Unrealized Gain/(Loss)
GS 14-04 (FNMA BULLET)	Aaa	AA+	3136FTT82	1.750	1.548	.244	.244	.244	06/02/2014	02/27/2019		4,000,000.00	4,036,720.00	99.848000	-42,800.00

EXECUTIVE MANAGEMENT SUMMARIES AND GRAPHS



Run Date: 12/17/2018 3:27:43 PM

Investments Outstanding As Of Date: 11/30/2018

INVESTMENT PORTFOLIO - POSITION DETAIL

FEDERAL NATIONAL MORTGAGE ASSN F	Moodys	S&P	CUSIP	Coupon Rate	YIELD	WAL	Durtn	Effect Durtn	Purchase Date	Maturity Date	Call Date	Current Par Value	Current Book Value	Market Price	Unrealized Gain/(Loss)
VS 15-07 (FNMA Bullet)	Aaa	AA+	3135G0A78	1.625	1.594	1.142	1.130	1.130	05/20/2015	01/21/2020		3,000,000.00	3,004,147.23	98.718000	-42,607.23
GP 15-59 (FNMA Bullet)	Aaa	AA+	3135G0D75	1.500	1.417	1.562	1.539	1.539	10/28/2015	06/22/2020		3,000,000.00	3,011,148.00	98.035000	-70,098.00
VS 16-03 (NC 2-24-17)1X	Aaa	AA+	3136G2YU5	1.500	1.500	2.238	2.196	2.196	02/24/2016	02/24/2021		2,000,000.00	2,000,000.00	97.043000	-59,140.00
GP 16-35 (NC 12-30-16)QC	Aaa	AA+	3136G3SJ5	1.500	1.510	2.584	2.528	2.528	06/30/2016	06/30/2021		3,000,000.00	2,998,500.00	96.168000	-113,460.00
GP 16-37 (NC 12-30-16)QC	Aaa	AA+	3136G3UD5	1.600	1.600	2.584	2.524	2.524	06/30/2016	06/30/2021		5,000,000.00	5,000,000.00	97.151000	-142,450.00
UBS 16-05 (NC 10-28-16)QC	Aaa	AA+	3136G3J30	1.600	1.600	2.660	2.602	2.602	07/28/2016	07/28/2021		3,000,000.00	3,000,000.00	96.602000	-101,940.00
HC 16-08 (NC 10-27-16)QC	Aaa	AA+	3136G3R23	1.625	1.625	2.660	2.601	2.601	07/28/2016	07/28/2021		4,000,000.00	4,000,000.00	95.879000	-164,840.00
VS 16-08 (1X Call 7-28-16)	Aaa	AA+	3136G3H65	1.400	1.400	2.660	2.609	2.609	07/28/2016	07/28/2021		4,000,000.00	4,000,000.00	96.254000	-149,840.00
WF 16-08 (NC 8-10-17)AC	Aaa	AA+	3136G3U45	1.500	1.500	2.696	2.639	2.639	08/10/2016	08/10/2021		5,000,000.00	5,000,000.00	95.952000	-202,400.00
WF 16-12 (NC 2-14-17)QC	Aaa	AA+	3136G36F7	1.600	1.600	2.792	2.730	2.730	09/14/2016	09/14/2021		4,000,000.00	4,000,000.00	96.070000	-157,200.00
UBS 16-06 (NC 4-7-17)QC	Aaa	AA+	3136G4DP5	1.500	1.500	2.855	2.797	2.797	10/07/2016	10/07/2021		4,000,000.00	4,000,000.00	95.387000	-184,520.00
WF 16-16 (NC 3-30-17)QC	Aaa	AA+	3136G4CY7	1.500	1.500	2.836	2.778	2.778	09/30/2016	09/30/2021		3,000,000.00	3,000,000.00	95.890000	-123,300.00
UBS 16-07 (NC 4-28-17)QC	Aaa	AA+	3136G4EV1	1.625	1.627	2.912	2.851	2.851	10/28/2016	10/28/2021		3,000,000.00	2,999,760.00	95.554000	-133,140.00
WB 16-04 (BULLET)	Aaa	AA+	3135G0Q89	1.375	1.420	2.855	2.802	2.802	10/25/2016	10/07/2021		3,000,000.00	2,993,562.00	95.860000	-117,762.00
GP 16-62 (Bullet)	Aaa	AA+	3135G0Q89	1.375	1.775	2.855	2.802	2.802	11/17/2016	10/07/2021		3,000,000.00	2,944,026.00	95.860000	-68,226.00
HC 16-10 (FNMA Bullet)	Aaa	AA+	3135G0J20	1.375	1.940	2.244	2.205	2.205	12/20/2016	02/26/2021		2,000,000.00	1,954,790.34	96.766000	-19,470.34
GP 17-44 (1X CALL)	Aaa	AA+	3136G4PK3	1.750	2.063	1.830	1.802	1.802	12/21/2017	09/28/2020		1,250,000.00	1,239,500.00	98.020000	-14,250.00
Total	Count	18		1.540	1.569	2.375	2.327	2.327				59,250,000.00	59,182,153.57	96.666177	-1,907,443.57
FHLMC DEBENTURES F	Moodys	S&P	CUSIP	Coupon Rate	YIELD	WAL	Durtn	Effect Durtn	Purchase Date	Maturity Date	Call Date	Current Par Value	Current Book Value	Market Price	Unrealized Gain/(Loss)
WB 15-03 (Bullet)	Aaa	AA+	3134G3F96	1.650	1.432	1.745	1.726	1.726	10/16/2015	08/28/2020		1,320,000.00	1,333,473.24	98.301000	-35,900.04
GP 16-36 (Step Down)QC	Aaa	AA+	3134G9ZS9	1.200	1.200	2.584	2.504	2.504	06/30/2016	06/30/2021		3,000,000.00	3,000,000.00	95.725000	-128,250.00
WF 16-07 (NC 11-25-16)QC	Aaa	AA+	3134G9X44	1.625	1.625	2.737	2.676	2.676	08/25/2016	08/25/2021		3,000,000.00	3,000,000.00	96.678000	-99,660.00
GP 16-49 (NC 11-25-16)QC	Aaa	AA+	3134G93Q8	1.680	1.680	2.737	2.674	2.674	08/25/2016	08/25/2021		3,000,000.00	3,000,000.00	96.824000	-95,280.00
HC 16-09 (NC 11-25-16)QC	Aaa	AA+	3134GAEE4	1.625	1.625	2.737	2.676	2.676	08/25/2016	08/25/2021		3,000,000.00	3,000,000.00	96.678000	-99,660.00
HC 17-01 (NC 1-26-18)QC	Aaa	AA+	3134GAK86	2.200	2.200	3.159	3.043	3.043	01/26/2017	01/26/2022		3,000,000.00	3,000,000.00	97.857000	-64,290.00
VS 17-01 (NC 2-28-18)1X	Aaa	AA+	3134GA4Q4	2.052	2.052	3.249	3.145	3.145	02/28/2017	02/28/2022		3,000,000.00	3,000,000.00	97.338000	-79,860.00
VS 17-02 (NC 9-27-19)QC	Aaa	AA+	3134GBK84	2.000	2.000	3.827	3.689	3.689	09/27/2017	09/27/2022		4,000,000.00	4,000,000.00	96.536000	-138,560.00
GP 17-40 (NC 2-28-18)QC	Aaa	AA+	3134GBY63	2.400	2.400	3.997	3.832	3.832	11/28/2017	11/28/2022		3,000,000.00	3,000,000.00	97.010000	-89,700.00
VS 17-04 (NC 12-28-18)QC	Aaa	AA+	3134GB6Y3	2.450	2.450	4.079	3.866	3.866	12/28/2017	12/28/2022		1,600,000.00	1,600,000.00	97.460000	-40,640.00
HC 18-01 (1X Call 3-29-19)	Aaa	AA+	3134GSHD0	2.750	2.750	3.329	3.191	3.191	03/29/2018	03/29/2022		3,000,000.00	3,000,000.00	99.249000	-22,530.00
RJ 18-04 (NC 8-24-18)QC	Aaa	AA+	3134GSMJ1	3.250	3.250	4.482	4.208	4.208	05/30/2018	05/24/2023		3,000,000.00	3,000,000.00	99.576000	-12,720.00
Total	Count	12		2.077	2.068	3.277	3.156	3.156				33,920,000.00	33,933,473.24	97.365634	-907,050.04

EXECUTIVE MANAGEMENT SUMMARIES AND GRAPHS



Run Date: 12/17/2018 3:27:43 PM

Investments Outstanding As Of Date: 11/30/2018

INVESTMENT PORTFOLIO - POSITION DETAIL

MEDIUM TERM NOTE QTR ACT/360 F	Moody's	S&P	CUSIP	Coupon Rate	YIELD	WAL	Durtn	Effect Durtn	Purchase Date	Maturity Date	Call Date	Current Par Value	Current Book Value	Market Price	Unrealized Gain/ (Loss)
GP 18-06 (Berkshire Floater)	Aa2	AA	084664CH2	3.024	1.627	.288	.290	.290	02/28/2018	03/15/2019		1,155,000.00	1,162,975.28	100.181000	-5,884.73
Total Count 1				3.024	1.627	.288	.290	.290				1,155,000.00	1,162,975.28	100.181000	-5,884.73
MEDIUM TERM NOTES F	Moody's	S&P	CUSIP	Coupon Rate	YIELD	WAL	Durtn	Effect Durtn	Purchase Date	Maturity Date	Call Date	Current Par Value	Current Book Value	Market Price	Unrealized Gain/ (Loss)
HC 14-01 (Apple)	Aa1	AA+	037833AQ3	2.100	2.030	.430	.430	.430	06/18/2014	05/06/2019		2,000,000.00	2,006,460.00	99.707000	-12,320.00
GP 14-34 (HONDA)	A2	A+	02665WAH4	2.250	2.280	.707	.703	.703	09/16/2014	08/15/2019		2,000,000.00	1,997,226.00	98.974000	-17,746.00
GP 14-48 (JNJ)	Aaa	AAA	478160BM5	1.875	1.870	1.014	1.000	1.000	12/08/2014	12/05/2019		3,000,000.00	3,000,690.00	99.026000	-29,910.00
GP 15-06 (MASTERCARD)	A2	A+	57636QAA2	2.000	1.753	.334	.334	.334	03/11/2015	04/01/2019		1,000,000.00	1,009,620.00	99.681000	-12,810.00
GP 15-08 (Paccar)	A1	A+	69371RM29	2.200	1.755	.792	.786	.786	04/14/2015	09/15/2019		1,107,000.00	1,127,844.81	99.332000	-28,239.57
GP 15-25 (ADP)	Aa3	AA	053015AD5	2.250	2.151	1.795	1.759	1.759	09/15/2015	09/15/2020		3,000,000.00	3,013,950.00	98.580000	-56,550.00
HC 15-16 (Pepsico)	A1	A+	713448CS5	1.850	2.140	1.416	1.403	1.403	09/17/2015	04/30/2020		900,000.00	888,570.00	98.148000	-5,238.00
VS 15-12 (Pepsico)	A1	A+	713448CS5	1.850	2.164	1.416	1.403	1.403	09/18/2015	04/30/2020		2,000,000.00	1,972,520.00	98.148000	-9,560.00
VS 15-19 (Cisco)	A1	AA-	17275RAR3	2.125	1.594	.249	.249	.249	11/03/2015	03/01/2019		3,000,000.00	3,051,402.18	99.843000	-56,112.18
GP 15-63 (NY University)	Aa2	AA-	650119AF7	1.767	1.767	.584	.582	.582	11/18/2015	07/01/2019		1,000,000.00	1,000,000.00	99.192000	-8,080.00
GP 16-14 (Paccar)	A1	A+	69371RM86	1.650	1.617	.238	.238	.238	02/25/2016	02/25/2019		1,000,000.00	1,000,962.00	99.681000	-4,152.00
GP 16-29 (Home Depot)	A2	A	437076BL5	2.000	1.703	2.337	2.287	2.287	05/13/2016	04/01/2021		3,000,000.00	3,041,520.00	97.143000	-127,230.00
GP 16-30 (State Street)	A1	A	857477AV5	1.950	2.005	2.468	2.422	2.422	05/25/2016	05/19/2021		1,010,000.00	1,007,363.90	96.541000	-32,299.80
WF 16-02 (State Street)	A1	A	857477AV5	1.950	2.005	2.468	2.422	2.422	05/25/2016	05/19/2021		1,599,000.00	1,594,842.60	96.541000	-51,152.01
WF 16-06 (Wells Fargo)	A2	A-	94974BGF1	2.150	1.686	1.167	1.151	1.151	07/20/2016	01/30/2020		3,000,000.00	3,047,472.00	98.677000	-87,162.00
VS 16-12 (IBRD)	Aaa	AAA	459058FP3	1.375	1.458	2.808	2.755	2.755	09/20/2016	09/20/2021		3,000,000.00	2,987,970.00	95.819000	-113,400.00
WF 16-18 (Unilever)	A1	A+	904764AT4	1.375	1.605	2.660	2.610	2.610	10/12/2016	07/28/2021		3,000,000.00	2,968,260.00	95.179000	-112,890.00
GP 16-60 (BNYMellon)	A1	A	06406HCZ0	2.150	1.633	1.236	1.218	1.218	10/27/2016	02/24/2020		3,000,000.00	3,050,010.00	98.677000	-89,700.00
GP 16-65 (Princeton)	Aaa	AAA	89837LAC9	1.845	2.107	2.586	2.518	2.518	12/08/2016	07/01/2021		2,000,000.00	1,977,300.00	96.481000	-47,680.00
GP 16-61 (USB Floater)	A1	A+	91159HHJ2	2.890	2.559	.400	.400	.400	11/14/2016	04/25/2019		3,000,000.00	3,004,899.00	100.039000	-3,729.00
GP 17-33 (Visa)	A1	AA-	92826CAG7	2.150	2.151	3.795	3.646	3.646	09/15/2017	09/15/2022		3,000,000.00	2,999,850.00	95.735000	-127,800.00
GP 17-32 (Apple)	Aa1	AA+	037833DC1	2.100	2.125	3.786	3.641	3.641	09/12/2017	09/12/2022		750,000.00	749,115.00	95.349000	-33,997.50
GP 17-34 (PPL)	A1	A	69351UAQ6	2.500	2.434	3.756	3.584	3.584	10/13/2017	09/01/2022		2,541,000.00	2,548,647.60	96.366000	-99,987.54
GP 17-35 (Citi)	A1	A+	17325FAK4	2.648	2.648	1.890	1.864	1.864	10/20/2017	10/20/2020		2,000,000.00	2,000,000.00	99.689000	-6,220.00
GP 17-41 (Institute Adv Stud)	Aaa	AAA	45780DCC4	2.447	2.430	3.923	3.754	3.754	11/16/2017	11/01/2022		570,000.00	570,453.27	96.946000	-17,861.07
HC 17-16 (PG)	Aa3	AA-	742718EU9	2.150	2.285	3.699	3.551	3.551	11/21/2017	08/11/2022		3,000,000.00	2,981,910.00	96.255000	-94,260.00
GP 18-07 (Berkshire)	Aa2	AA	084670BR8	2.750	3.125	4.290	4.053	4.053	03/22/2018	03/15/2023		1,290,000.00	1,267,841.67	96.878000	-18,115.47
GP 18-11 (Walmart)	Aa2	AA	931142DU4	2.350	2.900	4.044	3.835	3.835	04/13/2018	12/15/2022		3,000,000.00	2,928,270.00	95.995000	-48,420.00
GP 18-13 (Blackrock)	Aa3	AA-	09247XAJ0	3.375	3.090	3.504	3.279	3.279	05/07/2018	06/01/2022		2,680,000.00	2,708,944.00	100.003000	-28,863.60

EXECUTIVE MANAGEMENT SUMMARIES AND GRAPHS



Run Date: 12/17/2018 3:27:43 PM

Investments Outstanding As Of Date: 11/30/2018

INVESTMENT PORTFOLIO - POSITION DETAIL

MEDIUM TERM NOTES F	Moody's	S&P	CUSIP	Coupon Rate	YIELD	WAL	Durtn	Effect Durtn	Purchase Date	Maturity Date	Call Date	Current Par Value	Current Book Value	Market Price	Unrealized Gain/(Loss)
GP 18-14 (Nike)	A1	AA-	654106AC7	2.250	3.208	4.419	4.219	4.219	05/15/2018	05/01/2023		1,401,000.00	1,339,885.58	95.543000	-1,328.15
RJ 18-05 (Toyota)	Aa3	AA-	89236TCQ6	2.800	3.297	3.619	3.429	3.429	05/22/2018	07/13/2022		2,765,000.00	2,712,133.20	98.008000	-2,212.00
GP 18-18 (Chevron)	Aa2	AA-	166764BN9	2.498	3.090	3.258	3.130	3.130	09/06/2018	03/03/2022		2,000,000.00	1,961,506.33	96.977000	-21,550.00
GP 18-19 (JPM Float)	Aa2	A+	48125LRR5	2.790	2.790	1.888	1.846	1.846	10/19/2018	10/19/2020		1,000,000.00	1,000,000.00	99.543000	-4,570.00
GP 18-20 (PNC)	A2	A	69353RES3	2.600	3.230	1.641	1.603	1.603	10/31/2018	07/21/2020		3,000,000.00	2,990,166.67	98.774000	-5,280.00
GP 18-22 (JPM)	Aa2	A+	48125LRG9	1.650	2.990	.814	.810	.810	11/05/2018	09/23/2019		2,000,000.00	1,980,632.00	98.915000	1,518.00
Total	Count 35			2.204	2.267	2.175	2.102	2.102				73,613,000.00	73,488,237.81	97.873198	-1,414,907.89
MUNICIPAL BONDS F	Moody's	S&P	CUSIP	Coupon Rate	YIELD	WAL	Durtn	Effect Durtn	Purchase Date	Maturity Date	Call Date	Current Par Value	Current Book Value	Market Price	Unrealized Gain/(Loss)
GP 14-20 (CA GO)	Aa3	AA-	13063CKL3	2.250	1.970	.416	.416	.416	06/04/2014	05/01/2019		3,000,000.00	3,039,090.00	99.776000	-45,810.00
GP 14-22 (UC REV BOND)	Aa2	AA	91412GSB2	1.796	2.018	.584	.582	.582	07/15/2014	07/01/2019		1,000,000.00	989,940.00	99.438000	4,440.00
GP 15-01 (LA COMM COLL D)	Aa1	AA+	54438CRE4	2.058	2.030	.668	.664	.664	01/08/2015	08/01/2019		1,000,000.00	1,001,200.00	99.543000	-5,770.00
GP 15-10 (Cal GO)	Aa3	AA-	13063CSQ4	1.800	1.701	1.337	1.323	1.323	04/29/2015	04/01/2020		2,000,000.00	2,009,300.00	98.396000	-41,380.00
GP 15-13 (UCREV)	Aa2	AA	91412GSB2	1.796	1.970	.584	.582	.582	07/09/2015	07/01/2019		500,000.00	496,685.00	99.438000	505.00
GP 15-24 (UC Rev)	Aa2	AA	91412GOB4	1.995	1.950	1.458	1.444	1.444	09/08/2015	05/15/2020		1,825,000.00	1,828,631.75	98.628000	-28,670.75
GP 15-40 (El Monte SD)	Aa3	AA	283309KP6	2.613	2.000	1.419	1.400	1.400	10/09/2015	05/01/2020		1,000,000.00	1,026,580.00	99.081000	-35,770.00
WF 16-01 (UC Reg)	Aa2	AA	91412GD44	1.490	1.490	1.458	1.447	1.447	04/20/2016	05/15/2020		2,000,000.00	2,000,000.00	97.918000	-41,640.00
GP 16-21 (UC Reg)	Aa2	AA	91412GD36	1.169	1.169	.455	.454	.454	04/20/2016	05/15/2019		1,600,000.00	1,600,000.00	99.333000	-10,672.00
GP 16-38 (SCPPA)		AA-	842477TV3	2.029	1.274	1.586	1.556	1.556	07/08/2016	07/01/2020		2,000,000.00	2,058,400.00	98.599000	-86,420.00
GP 16-47 (Georgia GO)	Aaa	AAA	3733844Q6	2.000	1.220	1.173	1.155	1.155	07/29/2016	02/01/2020		1,050,000.00	1,078,014.00	99.165000	-36,781.50
GP 16-50 (SantaClaraValley)	Aa1		80168FLZ7	2.157	1.340	1.504	1.471	1.471	08/18/2016	06/01/2020		1,250,000.00	1,287,562.50	98.757000	-53,100.00
GP 16-54 (CA Wtr Resource)	Aa1	AA	13066YTY5	1.713	1.713	2.419	2.377	2.377	09/28/2016	05/01/2021		4,823,687.10	4,823,687.10	97.446000	-123,196.97
GP 16-59 (Rancho Wtr-C-Ref)		AAA	752111JW5	1.675	1.550	2.671	2.608	2.608	10/18/2016	08/01/2021		1,780,000.00	1,790,199.40	96.463000	-73,158.00
WF 16-21 (SFOWTR)	Aa3	AA-	79765RN47	2.150	2.150	2.923	2.841	2.841	12/14/2016	11/01/2021		3,000,000.00	3,000,000.00	97.087000	-87,390.00
GP 17-09 (Roseville FA)		AA-	77781RCK7	2.410	2.350	3.175	3.047	3.047	02/09/2017	02/01/2022		1,000,000.00	1,002,800.00	97.837000	-24,430.00
GP 17-22 (CalGO)	Aa3	AA-	13063DAD0	2.367	2.367	3.337	3.216	3.216	04/27/2017	04/01/2022		2,200,000.00	2,200,000.00	97.411000	-56,958.00
GP 17-42 (Texas A&M)	Aaa	AAA	88213AJZ9	2.202	2.419	3.458	3.346	3.346	12/04/2017	05/15/2022		3,000,000.00	2,972,670.00	97.171000	-57,540.00
GP 18-03 (NYSFAC)	Aaa	AAA	64985HYW1	2.269	2.531	3.129	3.009	3.009	01/17/2018	01/15/2022		775,000.00	767,358.50	97.770000	-9,641.00
RJ 18-01 (Cal GO)	Aa3	AA-	13063DDD7	2.250	2.250	.836	.831	.831	03/06/2018	10/01/2019		2,000,000.00	2,000,000.00	99.574000	-8,520.00
GP 18-12 (Cal GO)	Aa3	AA-	13063DGA0	2.800	2.799	2.337	2.272	2.272	04/25/2018	04/01/2021		3,600,000.00	3,600,144.00	99.126000	-31,608.00
RJ 18-02 (Palo Alto)		AA+	697364DW4	3.010	3.010	2.923	2.810	2.810	06/05/2018	11/01/2021		140,000.00	140,000.00	99.677000	-452.20
RJ 18-03 (Palo Alto)		AA+	697364DX2	3.120	3.120	3.923	3.711	3.711	06/05/2018	11/01/2022		195,000.00	195,000.00	100.015000	29.25
GP 18-17 (Texas A&M)	Aaa	AAA	88213AHK4	2.734	3.000	4.458	4.221	4.221	07/17/2018	05/15/2023		3,000,000.00	2,964,300.00	98.392000	-12,540.00

EXECUTIVE MANAGEMENT SUMMARIES AND GRAPHS



Run Date: 12/17/2018 3:27:43 PM

Investments Outstanding As Of Date: 11/30/2018

INVESTMENT PORTFOLIO - POSITION DETAIL

MUNICIPAL BONDS F	Moody's	S&P	CUSIP	Coupon Rate	YIELD	WAL	Durtn	Effect Durtn	Purchase Date	Maturity Date	Call Date	Current Par Value	Current Book Value	Market Price	Unrealized Gain/(Loss)
RJ 18-12 (Texas)	Aaa	AAA	8827237M5	2.749	3.106	4.838	4.539	4.539	11/01/2018	10/01/2023		3,000,000.00	2,958,332.50	98.867000	14,550.00
RJ 18-13 (MDSMED)	Aaa		574218A86	2.079	3.100	2.586	2.509	2.509	11/07/2018	07/01/2021		1,000,000.00	981,466.50	97.828000	4,090.00
Total Count 26				2.154	2.122	2.298	2.223	2.223				47,738,687.10	47,811,361.25	98.346605	-847,834.17
NEGOTIABLE CERTIFICATE OF DEPO F	Moody's	S&P	CUSIP	Coupon Rate	YIELD	WAL	Durtn	Effect Durtn	Purchase Date	Maturity Date	Call Date	Current Par Value	Current Book Value	Market Price	Unrealized Gain/(Loss)
FNC 14-03 (WEBSTER) YES			94768N5	1.800	1.800	.260	.260	.260	03/05/2014	03/05/2019		245,000.00	245,000.00	99.857000	-350.35
FNC 14-02 (WEBSTER) PA			94768N5	1.800	1.800	.260	.260	.260	03/05/2014	03/05/2019		245,000.00	245,000.00	99.857000	-350.35
FNC 14-01 (WEBSTER) CITY			94768N5	1.800	1.800	.260	.260	.260	03/05/2014	03/05/2019		245,000.00	245,000.00	99.857000	-350.35
FNC 14-06 (SAUK) YES			804375DF7	1.650	1.650	.414	.413	.413	04/30/2014	04/30/2019		245,000.00	245,000.00	99.831000	-414.05
FNC 14-05 (SAUK) PA			804375DF7	1.650	1.650	.414	.413	.413	04/30/2014	04/30/2019		245,000.00	245,000.00	99.831000	-414.05
FNC 14-04(SAUK)CITY			804375DF7	1.650	1.650	.414	.413	.413	04/30/2014	04/30/2019		245,000.00	245,000.00	99.831000	-414.05
GP 14-12 (THIRD FED) YES			88413QAP3	1.800	1.800	.477	.476	.476	05/23/2014	05/23/2019		245,000.00	245,000.00	99.800000	-490.00
GP 14-11 (THIRD FED) PA			88413QAP3	1.800	1.800	.477	.476	.476	05/23/2014	05/23/2019		245,000.00	245,000.00	99.800000	-490.00
GP 14-10 (THIRD FED) CITY			88413QAP3	1.800	1.800	.477	.476	.476	05/23/2014	05/23/2019		245,000.00	245,000.00	99.800000	-490.00
GP 14-16 (FIRST PTRMIER)Y			33610RPF4	1.750	1.750	.493	.493	.493	05/29/2014	05/29/2019		245,000.00	245,000.00	99.668000	-813.40
GP 14-15 (FIRST PREMIER)P			33610RPF4	1.750	1.750	.493	.493	.493	05/29/2014	05/29/2019		245,000.00	245,000.00	99.668000	-813.40
GP 14-14 (FIRST PREMIER)C			33610RPF4	1.750	1.750	.493	.493	.493	05/29/2014	05/29/2019		245,000.00	245,000.00	99.668000	-813.40
GP 14-19 (SUNAPEE)YES			510868AG7	1.750	1.750	.512	.511	.511	06/05/2014	06/05/2019		245,000.00	245,000.00	99.780000	-539.00
GP 14-18 (SUNAPEE)PA			510868AG7	1.750	1.750	.512	.511	.511	06/05/2014	06/05/2019		245,000.00	245,000.00	99.780000	-539.00
GP 14-17 (SUNAPEE)CITY			510868AG7	1.750	1.750	.512	.511	.511	06/05/2014	06/05/2019		245,000.00	245,000.00	99.780000	-539.00
FNC 14-21 (STEARNS)YES			857894NM7	1.700	1.700	.515	.514	.514	06/06/2014	06/06/2019		245,000.00	245,000.00	99.773000	-556.15
FNC 14-20 (STERNS)PA			857894NM7	1.700	1.700	.515	.514	.514	06/06/2014	06/06/2019		245,000.00	245,000.00	99.773000	-556.15
FNC 14-19 (STERNS)CITY			857894NM7	1.700	1.700	.515	.514	.514	06/06/2014	06/06/2019		245,000.00	245,000.00	99.773000	-556.15
FNC 14-18 (NBT)YES			628779FJ4	1.800	1.800	.515	.512	.512	06/06/2014	06/06/2019		245,000.00	245,000.00	99.774000	-553.70
FNC 14-17 (NBT)PA			628779FJ4	1.800	1.800	.515	.512	.512	06/06/2014	06/06/2019		245,000.00	245,000.00	99.774000	-553.70
FNC 14-16 (NBT)CITY			628779FJ4	1.800	1.800	.515	.512	.512	06/06/2014	06/06/2019		245,000.00	245,000.00	99.774000	-553.70
FNC 14-31 (AMEX BANK) CI			02587CAF7	1.950	1.950	.627	.627	.627	07/17/2014	07/17/2019		245,000.00	245,000.00	99.693000	-752.15
FNC 14-32 (AMEX BANK) PA			02587CAF7	1.950	1.950	.627	.627	.627	07/17/2014	07/17/2019		245,000.00	245,000.00	99.693000	-752.15
FNC 14-33 (AMEX BANK) YE			02587CAF7	1.950	1.950	.627	.627	.627	07/17/2014	07/17/2019		245,000.00	245,000.00	99.693000	-752.15
GP 14-28 (PEOPLES UNITED)			71270QGB6	1.950	1.950	.740	.739	.739	08/27/2014	08/27/2019		245,000.00	245,000.00	99.604000	-970.20
GP 14-29 (PEOPLES UNITED)			71270QGB6	1.950	1.950	.740	.739	.739	08/27/2014	08/27/2019		245,000.00	245,000.00	99.604000	-970.20
GP 14-30 (PEOPLES UNITED)			71270QGB6	1.950	1.950	.740	.739	.739	08/27/2014	08/27/2019		245,000.00	245,000.00	99.604000	-970.20
HC 14-02 (GOLDMAN SACHS)			38147J5J7	2.100	2.100	.797	.797	.797	09/17/2014	09/17/2019		245,000.00	245,000.00	99.624000	-921.20

EXECUTIVE MANAGEMENT SUMMARIES AND GRAPHS



Run Date: 12/17/2018 3:27:43 PM

Investments Outstanding As Of Date: 11/30/2018

INVESTMENT PORTFOLIO - POSITION DETAIL

NEGOTIABLE CERTIFICATE OF DEPO F	Moodys	S&P	CUSIP	Coupon Rate	YIELD	WAL	Durtn	Effect Durtn	Purchase Date	Maturity Date	Call Date	Current Par Value	Current Book Value	Market Price	Unrealized Gain/(Loss)
HC 14-03 (GOLDMAN SACHS			38147J5J7	2.100	2.100	.797	.797	.797	09/17/2014	09/17/2019		245,000.00	245,000.00	99.624000	-921.20
VS 14-10 (PARK NATL) CITY			700654AV8	2.100	2.100	.318	.321	.321	09/26/2014	03/26/2019		245,000.00	245,000.00	99.812000	-460.60
VS 14-11 (PARK NATL) PA			700654AV8	2.100	2.100	.318	.321	.321	09/26/2014	03/26/2019		245,000.00	245,000.00	99.812000	-460.60
VS 14-12 (PARK NATL) YES			700654AV8	2.100	2.100	.318	.321	.321	09/26/2014	03/26/2019		245,000.00	245,000.00	99.812000	-460.60
HC 14-04 (BMW) CITY			05580AAU8	2.100	2.100	.803	.802	.802	09/19/2014	09/19/2019		245,000.00	245,000.00	99.531000	-1,149.05
HC 14-05 (BMW) PA			05580AAU8	2.100	2.100	.803	.802	.802	09/19/2014	09/19/2019		245,000.00	245,000.00	99.531000	-1,149.05
HC 14-06 (BMW) YES			05580AAU8	2.100	2.100	.803	.802	.802	09/19/2014	09/19/2019		245,000.00	245,000.00	99.531000	-1,149.05
VS 14-13 (MIDWIL) CITY			59828PBU3	2.000	2.000	.874	.868	.868	10/15/2014	10/15/2019		245,000.00	245,000.00	99.511000	-1,198.05
VS 14-14 (MIDWIL) PA			59828PBU3	2.000	2.000	.874	.868	.868	10/15/2014	10/15/2019		245,000.00	245,000.00	99.511000	-1,198.05
VS 14-15 (MIDWIL) YES			59828PBU3	2.000	2.000	.874	.868	.868	10/15/2014	10/15/2019		245,000.00	245,000.00	99.511000	-1,198.05
VS 14-16 (LEADER) CITY			52168UCV2	2.000	2.000	.890	.890	.890	10/21/2014	10/21/2019		245,000.00	245,000.00	99.497000	-1,232.35
VS 14-17 (LEADER) PA			52168UCV2	2.000	2.000	.890	.890	.890	10/21/2014	10/21/2019		245,000.00	245,000.00	99.497000	-1,232.35
VS 14-18 (LEADER) YES			52168UCV2	2.000	2.000	.890	.890	.890	10/21/2014	10/21/2019		245,000.00	245,000.00	99.497000	-1,232.35
FNC 14-34 (Cap One)City			140420PS3	2.100	2.100	.855	.854	.854	10/08/2014	10/08/2019		245,000.00	245,000.00	99.544000	-1,117.20
FNC 14-35 (Cap One)PA			140420PS3	2.100	2.100	.855	.854	.854	10/08/2014	10/08/2019		245,000.00	245,000.00	99.544000	-1,117.20
FNC 14-36 (Cap One)YES			140420PS3	2.100	2.100	.855	.854	.854	10/08/2014	10/08/2019		245,000.00	245,000.00	99.544000	-1,117.20
GP 14-42 (FLUSHING) CITY			34387AAX7	2.000	2.000	.918	.909	.909	10/31/2014	10/31/2019		245,000.00	245,000.00	99.460000	-1,323.00
GP 14-43 (FLUSHING) PA			34387AAX7	2.000	2.000	.918	.909	.909	10/31/2014	10/31/2019		245,000.00	245,000.00	99.460000	-1,323.00
GP 14-44 (FLUSHING) YES			34387AAX7	2.000	2.000	.918	.909	.909	10/31/2014	10/31/2019		245,000.00	245,000.00	99.460000	-1,323.00
HC 14-08 (LIVE OAK) CITY			538036CA0	1.850	1.850	.663	.663	.663	10/30/2014	07/30/2019		245,000.00	245,000.00	99.659000	-835.45
HC 14-09 (LIVE OAK) PA			538036CA0	1.850	1.850	.663	.663	.663	10/30/2014	07/30/2019		245,000.00	245,000.00	99.659000	-835.45
HC 14-10 (LIVE OAK) YES			538036CA0	1.850	1.850	.663	.663	.663	10/30/2014	07/30/2019		245,000.00	245,000.00	99.659000	-835.45
VS 14-22 (LUANA) CITY			549103QN2	1.850	1.850	.932	.931	.931	11/05/2014	11/05/2019		245,000.00	245,000.00	99.223000	-1,903.65
VS 14-23 (LUANA) PA			549103QN2	1.850	1.850	.932	.931	.931	11/05/2014	11/05/2019		245,000.00	245,000.00	99.223000	-1,903.65
VS 14-24 (LUANA) YES			549103QN2	1.850	1.850	.932	.931	.931	11/05/2014	11/05/2019		245,000.00	245,000.00	99.223000	-1,903.65
VS 14-25 (MINNWEST SO) C			60425SDY2	1.800	1.800	.915	.910	.910	10/30/2014	10/30/2019		245,000.00	245,000.00	99.452000	-1,342.60
VS 14-26 (MINNWEST SO) P			60425SDY2	1.800	1.800	.915	.910	.910	10/30/2014	10/30/2019		245,000.00	245,000.00	99.452000	-1,342.60
VS 14-27 (MINNWEST SO) Y			60425SDY2	1.800	1.800	.915	.910	.910	10/30/2014	10/30/2019		245,000.00	245,000.00	99.452000	-1,342.60
SN 14-01 (BANK LEUMI) CIT			063248EX2	2.000	2.000	.986	.981	.981	11/25/2014	11/25/2019		245,000.00	245,000.00	99.363000	-1,560.65
SN 14-02 (BANK LEUMI) PA			063248EX2	2.000	2.000	.986	.981	.981	11/25/2014	11/25/2019		245,000.00	245,000.00	99.363000	-1,560.65
SN 14-03 (BANK LEUMI) YES			063248EX2	2.000	2.000	.986	.981	.981	11/25/2014	11/25/2019		245,000.00	245,000.00	99.363000	-1,560.65
FNC 14-37 (FIRST CAP) CIT			31944FBE9	1.500	1.500	.027	.027	.027	12/10/2014	12/10/2018		245,000.00	245,000.00	99.988000	-29.40
FNC 14-38 (FIRST CAP) PA			31944FBE9	1.500	1.500	.027	.027	.027	12/10/2014	12/10/2018		245,000.00	245,000.00	99.988000	-29.40

EXECUTIVE MANAGEMENT SUMMARIES AND GRAPHS



Run Date: 12/17/2018 3:27:43 PM

Investments Outstanding As Of Date: 11/30/2018

INVESTMENT PORTFOLIO - POSITION DETAIL

NEGOTIABLE CERTIFICATE OF DEPO F	Moodys	S&P	CUSIP	Coupon Rate	YIELD	WAL	Durtn	Effect Durtn	Purchase Date	Maturity Date	Call Date	Current Par Value	Current Book Value	Market Price	Unrealized Gain/ (Loss)
FNC 14-39 (FIRST CAP) YES			31944FBE9	1.500	1.500	.027	.027	.027	12/10/2014	12/10/2018		245,000.00	245,000.00	99.988000	-29.40
FNC 15-10 (Bluffton)CITY			175144CP7	1.250	1.250	.378	.378	.378	04/17/2015	04/17/2019		245,000.00	245,000.00	99.737000	-644.35
FNC 15-12 (Bluffton)YES			175144CP7	1.250	1.250	.378	.378	.378	04/17/2015	04/17/2019		245,000.00	245,000.00	99.737000	-644.35
FNC 15-11 (Bluffton)PA			175144CP7	1.250	1.250	.378	.378	.378	04/17/2015	04/17/2019		245,000.00	245,000.00	99.737000	-644.35
GP 15-09 (GoldmanSachs)CI			38148JRS2	1.900	1.900	1.395	1.380	1.380	04/22/2015	04/22/2020		245,000.00	245,000.00	98.777000	-2,996.35
FNC 15-14 (Amex Centurion)			02587DXK9	1.850	1.850	1.414	1.400	1.400	04/29/2015	04/29/2020		245,000.00	245,000.00	98.665000	-3,270.75
FNC 15-13 (Amex Centurion)			02587DXK9	1.850	1.850	1.414	1.400	1.400	04/29/2015	04/29/2020		245,000.00	245,000.00	98.665000	-3,270.75
FNC 15-17 (CapOneNatl)YES			14042E4P2	2.300	2.300	1.625	1.591	1.591	07/15/2015	07/15/2020		245,000.00	245,000.00	98.771000	-3,011.05
FNC 15-16 (CapOneNatl)PA			14042E4P2	2.300	2.300	1.625	1.591	1.591	07/15/2015	07/15/2020		245,000.00	245,000.00	98.771000	-3,011.05
FNC 15-15 (CapOneNatl)City			14042E4P2	2.300	2.300	1.625	1.591	1.591	07/15/2015	07/15/2020		245,000.00	245,000.00	98.771000	-3,011.05
GP 15-16 (Everbank)YES			29976DZK9	2.000	2.000	1.666	1.637	1.637	07/30/2015	07/30/2020		245,000.00	245,000.00	98.392000	-3,939.60
GP 15-15 (Everbank)PA			29976DZK9	2.000	2.000	1.666	1.637	1.637	07/30/2015	07/30/2020		245,000.00	245,000.00	98.392000	-3,939.60
GP 15-14 (Everbank)City			29976DZK9	2.000	2.000	1.666	1.637	1.637	07/30/2015	07/30/2020		245,000.00	245,000.00	98.392000	-3,939.60
GP 15-18 (First Neighbor)Cit			33581VAE9	1.600	1.600	.759	.754	.754	09/03/2015	09/03/2019		245,000.00	245,000.00	99.652000	-852.60
GP 15-19 (First Neighbor)PA			33581VAE9	1.600	1.600	.759	.754	.754	09/03/2015	09/03/2019		245,000.00	245,000.00	99.652000	-852.60
GP 15-20 (First Neighbor)YE			33581VAE9	1.600	1.600	.759	.754	.754	09/03/2015	09/03/2019		245,000.00	245,000.00	99.652000	-852.60
GP 15-21 (MY Safra)City			55406JAM4	1.600	1.600	.759	.754	.754	09/03/2015	09/03/2019		245,000.00	245,000.00	99.660000	-833.00
GP 15-22 (MY Safra)PA			55406JAM4	1.600	1.600	.759	.754	.754	09/03/2015	09/03/2019		245,000.00	245,000.00	99.660000	-833.00
GP 15-23 (MY Safra)YES			55406JAM4	1.600	1.600	.759	.754	.754	09/03/2015	09/03/2019		245,000.00	245,000.00	99.660000	-833.00
HC 15-13 (First Bus Bank)Cit			31938QP24	1.700	1.700	.795	.790	.790	09/16/2015	09/16/2019		245,000.00	245,000.00	99.315000	-1,678.25
HC 15-14 (First Bus Bank)PA			31938QP24	1.700	1.700	.795	.790	.790	09/16/2015	09/16/2019		245,000.00	245,000.00	99.315000	-1,678.25
HC 15-15 (First Bus Bank)YE			31938QP24	1.700	1.700	.795	.790	.790	09/16/2015	09/16/2019		245,000.00	245,000.00	99.315000	-1,678.25
FNC 15-18 (Marlin)City			57116AKL1	1.500	1.500	.567	.566	.566	09/25/2015	06/25/2019		245,000.00	245,000.00	99.719000	-688.45
FNC 15-19 (Marlin)PA			57116AKL1	1.500	1.500	.567	.566	.566	09/25/2015	06/25/2019		245,000.00	245,000.00	99.719000	-688.45
FNC 15-20 (Marlin)YES			57116AKL1	1.500	1.500	.567	.566	.566	09/25/2015	06/25/2019		245,000.00	245,000.00	99.719000	-688.45
FNC 15-25 (Bank Midwest)P			063615BE7	1.750	1.750	1.707	1.680	1.680	10/14/2015	08/14/2020		245,000.00	245,000.00	97.914000	-5,110.70
FNC 15-26 (Bank Midwest)Y			063615BE7	1.750	1.750	1.707	1.680	1.680	10/14/2015	08/14/2020		245,000.00	245,000.00	97.914000	-5,110.70
FNC 15-24 (Bank Midwest)Ci			063615BE7	1.750	1.750	1.707	1.680	1.680	10/14/2015	08/14/2020		245,000.00	245,000.00	97.914000	-5,110.70
FNC 15-27 (Revere Bank)Cit			761402AZ9	1.800	1.800	1.836	1.807	1.807	09/30/2015	09/30/2020		245,000.00	245,000.00	98.621000	-3,378.55
FNC 15-28 (Revere Bank)PA			761402AZ9	1.800	1.800	1.836	1.807	1.807	09/30/2015	09/30/2020		245,000.00	245,000.00	98.621000	-3,378.55
FNC 15-29 (Revere Bank)YE			761402AZ9	1.800	1.800	1.836	1.807	1.807	09/30/2015	09/30/2020		245,000.00	245,000.00	98.621000	-3,378.55
GP 15-30 (West SB)City			95960NJG3	1.850	1.850	1.707	1.678	1.678	10/15/2015	08/14/2020		245,000.00	245,000.00	98.672000	-3,253.60
GP 15-31 (West SB)PA			95960NJG3	1.850	1.850	1.707	1.678	1.678	10/15/2015	08/14/2020		245,000.00	245,000.00	98.672000	-3,253.60

EXECUTIVE MANAGEMENT SUMMARIES AND GRAPHS



Run Date: 12/17/2018 3:27:43 PM

Investments Outstanding As Of Date: 11/30/2018

INVESTMENT PORTFOLIO - POSITION DETAIL

NEGOTIABLE CERTIFICATE OF DEPO F	Moody's	S&P	CUSIP	Coupon Rate	YIELD	WAL	Durtn	Effect Durtn	Purchase Date	Maturity Date	Call Date	Current Par Value	Current Book Value	Market Price	Unrealized Gain/ (Loss)
GP 15-32 (West SB)YES			95960NJG3	1.850	1.850	1.707	1.678	1.678	10/15/2015	08/14/2020		245,000.00	245,000.00	98.672000	-3,253.60
FNC 15-30 (First Intl BT)City			32057GAG4	1.500	1.500	.710	.707	.707	10/16/2015	08/16/2019		245,000.00	245,000.00	99.282000	-1,759.10
FNC 15-31 (First Intl BT)PA			32057GAG4	1.500	1.500	.710	.707	.707	10/16/2015	08/16/2019		245,000.00	245,000.00	99.282000	-1,759.10
FNC 15-32 (First Intl BT)YES			32057GAG4	1.500	1.500	.710	.707	.707	10/16/2015	08/16/2019		245,000.00	245,000.00	99.282000	-1,759.10
FNC 15-35 (Lakeside)YES			51210SKY2	1.850	1.850	1.899	1.866	1.866	10/23/2015	10/23/2020		245,000.00	245,000.00	97.746000	-5,522.30
FNC 15-33 (Lakeside)City			51210SKY2	1.850	1.850	1.899	1.866	1.866	10/23/2015	10/23/2020		245,000.00	245,000.00	97.746000	-5,522.30
FNC 15-34 (Lakeside)PA			51210SKY2	1.850	1.850	1.899	1.866	1.866	10/23/2015	10/23/2020		245,000.00	245,000.00	97.746000	-5,522.30
FNC 15-36 (1st Source)City			33646CFT6	1.500	1.500	.874	.871	.871	10/14/2015	10/15/2019		245,000.00	245,000.00	99.475000	-1,286.25
FNC 15-37 (1st Source)PA			33646CFT6	1.500	1.500	.874	.871	.871	10/14/2015	10/15/2019		245,000.00	245,000.00	99.475000	-1,286.25
FNC 15-38 (1st Source)YES			33646CFT6	1.500	1.500	.874	.871	.871	10/14/2015	10/15/2019		245,000.00	245,000.00	99.475000	-1,286.25
FNC 15-42 (Bridgewater)City			108622EL1	1.600	1.600	1.627	1.607	1.607	10/16/2015	07/16/2020		245,000.00	245,000.00	97.810000	-5,365.50
FNC 15-43 (Bridgewater)PA			108622EL1	1.600	1.600	1.627	1.607	1.607	10/16/2015	07/16/2020		245,000.00	245,000.00	97.810000	-5,365.50
FNC 15-44 (Bridgewater)YES			108622EL1	1.600	1.600	1.627	1.607	1.607	10/16/2015	07/16/2020		245,000.00	245,000.00	97.810000	-5,365.50
FNC 15-45 (Svgs Institute B			805337AG7	1.500	1.500	.874	.869	.869	10/14/2015	10/15/2019		245,000.00	245,000.00	99.466000	-1,308.30
FNC 15-46 (Svgs Institute B			805337AG7	1.500	1.500	.874	.869	.869	10/14/2015	10/15/2019		245,000.00	245,000.00	99.466000	-1,308.30
FNC 15-47 (Svgs Institute B			805337AG7	1.500	1.500	.874	.869	.869	10/14/2015	10/15/2019		245,000.00	245,000.00	99.466000	-1,308.30
FNC 15-48 (Signature Bk)Cit			82669LFY4	1.400	1.400	.625	.625	.625	10/16/2015	07/16/2019		245,000.00	245,000.00	99.677000	-791.35
FNC 15-49 (Signature Bk)PA			82669LFY4	1.400	1.400	.625	.625	.625	10/16/2015	07/16/2019		245,000.00	245,000.00	99.677000	-791.35
FNC 15-50 (Signature Bk)YE			82669LFY4	1.400	1.400	.625	.625	.625	10/16/2015	07/16/2019		245,000.00	245,000.00	99.677000	-791.35
GP 15-33 (Bus Bank SL)City			12325EGX4	1.700	1.700	1.877	1.846	1.846	10/15/2015	10/15/2020		245,000.00	245,000.00	97.511000	-6,098.05
GP 15-34 (Bus Bank SL)PA			12325EGX4	1.700	1.700	1.877	1.846	1.846	10/15/2015	10/15/2020		245,000.00	245,000.00	97.511000	-6,098.05
GP 15-35 (Bus Bank SL)YES			12325EGX4	1.700	1.700	1.877	1.846	1.846	10/15/2015	10/15/2020		245,000.00	245,000.00	97.511000	-6,098.05
GP 15-37 (Bank Pacific)City			06425BCE7	1.350	1.350	.625	.625	.625	10/16/2015	07/16/2019		245,000.00	245,000.00	99.298000	-1,719.90
GP 15-38 (Bank Pacific)PA			06425BCE7	1.350	1.350	.625	.625	.625	10/16/2015	07/16/2019		245,000.00	245,000.00	99.298000	-1,719.90
GP 15-39 (Bank Pacific)YES			06425BCE7	1.350	1.350	.625	.625	.625	10/16/2015	07/16/2019		245,000.00	245,000.00	99.298000	-1,719.90
GP 15-41 (Amer St Bnk)City			029728AP7	1.750	1.750	1.899	1.871	1.871	10/23/2015	10/23/2020		245,000.00	245,000.00	97.569000	-5,955.95
GP 15-42 (Amer St Bnk)PA			029728AP7	1.750	1.750	1.899	1.871	1.871	10/23/2015	10/23/2020		245,000.00	245,000.00	97.569000	-5,955.95
GP 15-43 (Amer St Bnk)YES			029728AP7	1.750	1.750	1.899	1.871	1.871	10/23/2015	10/23/2020		245,000.00	245,000.00	97.569000	-5,955.95
FNC 15-54 (E Boston SB)City			27113PAQ4	1.600	1.600	1.584	1.564	1.564	10/30/2015	06/30/2020		245,000.00	245,000.00	97.889000	-5,171.95
FNC 15-55 (E Boston SB)PA			27113PAQ4	1.600	1.600	1.584	1.564	1.564	10/30/2015	06/30/2020		245,000.00	245,000.00	97.889000	-5,171.95
FNC 15-56 (E Boston SB)YES			27113PAQ4	1.600	1.600	1.584	1.564	1.564	10/30/2015	06/30/2020		245,000.00	245,000.00	97.889000	-5,171.95
GP 15-53 (Unity)City			91330ABCO	1.650	1.650	1.918	1.887	1.887	10/30/2015	10/30/2020		245,000.00	245,000.00	98.442000	-3,817.10
GP 15-54 (Unity)PA			91330ABCO	1.650	1.650	1.918	1.887	1.887	10/30/2015	10/30/2020		245,000.00	245,000.00	98.442000	-3,817.10

EXECUTIVE MANAGEMENT SUMMARIES AND GRAPHS



Run Date: 12/17/2018 3:27:43 PM

Investments Outstanding As Of Date: 11/30/2018

INVESTMENT PORTFOLIO - POSITION DETAIL

NEGOTIABLE CERTIFICATE OF DEPO F	Moodys	S&P	CUSIP	Coupon Rate	YIELD	WAL	Durtn	Effect Durtn	Purchase Date	Maturity Date	Call Date	Current Par Value	Current Book Value	Market Price	Unrealized Gain/(Loss)
GP 15-55 (Unity)YES			91330ABC0	1.650	1.650	1.918	1.887	1.887	10/30/2015	10/30/2020		245,000.00	245,000.00	98.442000	-3,817.10
GP 15-56 (Integrity)City			45822NAT7	1.650	1.650	1.937	1.901	1.901	11/06/2015	11/06/2020		245,000.00	245,000.00	98.418000	-3,875.90
GP 15-57 (Integrity)PA			45822NAT7	1.650	1.650	1.937	1.901	1.901	11/06/2015	11/06/2020		245,000.00	245,000.00	98.418000	-3,875.90
GP 15-58 (Integrity)YES			45822NAT7	1.650	1.650	1.937	1.901	1.901	11/06/2015	11/06/2020		245,000.00	245,000.00	98.418000	-3,875.90
FNC 15-60 (Sec Natl)City			814414AB4	1.650	1.650	1.964	1.932	1.932	11/16/2015	11/16/2020		245,000.00	245,000.00	98.280000	-4,214.00
FNC 15-61 (Sec Natl)PA			814414AB4	1.650	1.650	1.964	1.932	1.932	11/16/2015	11/16/2020		245,000.00	245,000.00	98.280000	-4,214.00
FNC 15-62 (Sec Natl)YES			814414AB4	1.650	1.650	1.964	1.932	1.932	11/16/2015	11/16/2020		245,000.00	245,000.00	98.280000	-4,214.00
FNC 16-01 (MAIN ST)City			56034WAL5	1.500	1.500	.181	.181	.181	02/04/2016	02/04/2019		245,000.00	245,000.00	99.924000	-186.20
FNC 16-02 (MAIN ST)PA			56034WAL5	1.500	1.500	.181	.181	.181	02/04/2016	02/04/2019		245,000.00	245,000.00	99.924000	-186.20
FNC 16-03 (MAIN ST)YES			56034WAL5	1.500	1.500	.181	.181	.181	02/04/2016	02/04/2019		245,000.00	245,000.00	99.924000	-186.20
GP 16-05 (Exchange)City			301074CG3	1.700	1.700	2.205	2.158	2.158	02/12/2016	02/12/2021		245,000.00	245,000.00	96.938000	-7,501.90
GP 16-06 (Exchange)PA			301074CG3	1.700	1.700	2.205	2.158	2.158	02/12/2016	02/12/2021		245,000.00	245,000.00	96.938000	-7,501.90
GP 16-07 (Exchange)YES			301074CG3	1.700	1.700	2.205	2.158	2.158	02/12/2016	02/12/2021		245,000.00	245,000.00	96.938000	-7,501.90
FNC 16-07 (HSBC-1XCallStep			40434AL49	3.150	3.150	2.167	2.126	2.126	01/29/2016	01/29/2021		245,000.00	245,000.00	100.025000	61.25
FNC 16-08 (HSBC-1XCallStep			40434AL49	3.150	3.150	2.167	2.126	2.126	01/29/2016	01/29/2021		245,000.00	245,000.00	100.025000	61.25
FNC 16-09 (HSBC-1XCallStep			40434AL49	3.150	3.150	2.167	2.126	2.126	01/29/2016	01/29/2021		245,000.00	245,000.00	100.025000	61.25
FNC 16-13 (InvestorsCommu			46147URK8	1.600	1.600	2.225	2.180	2.180	02/19/2016	02/19/2021		245,000.00	245,000.00	97.543000	-6,019.65
FNC 16-14 (InvestorsCommu			46147URK8	1.600	1.600	2.225	2.180	2.180	02/19/2016	02/19/2021		245,000.00	245,000.00	97.543000	-6,019.65
FNC 16-15 (InvestorsCommu			46147URK8	1.600	1.600	2.225	2.180	2.180	02/19/2016	02/19/2021		245,000.00	245,000.00	97.543000	-6,019.65
FNC 16-16 (First Eagle)City			32008JAV5	1.100	1.100	.266	.266	.266	03/07/2016	03/07/2019		245,000.00	245,000.00	99.772000	-558.60
FNC 16-17 (First Eagle)PA			32008JAV5	1.100	1.100	.266	.266	.266	03/07/2016	03/07/2019		245,000.00	245,000.00	99.772000	-558.60
FNC 16-18 (First Eagle)YES			32008JAV5	1.100	1.100	.266	.266	.266	03/07/2016	03/07/2019		245,000.00	245,000.00	99.772000	-558.60
GP 16-18 (Comenity Cap)Cit			20033APW0	1.500	1.500	1.370	1.355	1.355	04/11/2016	04/13/2020		245,000.00	245,000.00	98.416000	-3,880.80
GP 16-19 (Comenity Cap)PA			20033APW0	1.500	1.500	1.370	1.355	1.355	04/11/2016	04/13/2020		245,000.00	245,000.00	98.416000	-3,880.80
GP 16-20 (Comenity Cap)YE			20033APW0	1.500	1.500	1.370	1.355	1.355	04/11/2016	04/13/2020		245,000.00	245,000.00	98.416000	-3,880.80
VS 16-04 (Wellesley)City			94948LAA9	1.100	1.100	.373	.372	.372	04/13/2016	04/15/2019		245,000.00	245,000.00	99.626000	-916.30
VS 16-05 (Wellesley)PA			94948LAA9	1.100	1.100	.373	.372	.372	04/13/2016	04/15/2019		245,000.00	245,000.00	99.626000	-916.30
VS 16-06 (Wellesley)YES			94948LAA9	1.100	1.100	.373	.372	.372	04/13/2016	04/15/2019		245,000.00	245,000.00	99.626000	-916.30
GP 16-25 (Mercantil)City			58733ACR8	1.600	1.600	2.452	2.406	2.406	05/13/2016	05/13/2021		245,000.00	245,000.00	96.508000	-8,555.40
GP 16-26 (Mercantil)PA			58733ACR8	1.600	1.600	2.452	2.406	2.406	05/13/2016	05/13/2021		245,000.00	245,000.00	96.508000	-8,555.40
GP 16-27 (Mercantil)YES			58733ACR8	1.600	1.600	2.452	2.406	2.406	05/13/2016	05/13/2021		245,000.00	245,000.00	96.508000	-8,555.40
HC 16-05 (Charter Bank)City			16116PHP9	1.450	1.450	2.452	2.417	2.417	05/13/2016	05/13/2021		245,000.00	245,000.00	96.518000	-8,530.90
HC 16-06 (Charter Bank)PA			16116PHP9	1.450	1.450	2.452	2.417	2.417	05/13/2016	05/13/2021		245,000.00	245,000.00	96.518000	-8,530.90

EXECUTIVE MANAGEMENT SUMMARIES AND GRAPHS



Run Date: 12/17/2018 3:27:43 PM

Investments Outstanding As Of Date: 11/30/2018

INVESTMENT PORTFOLIO - POSITION DETAIL

NEGOTIABLE CERTIFICATE OF DEPO F	Moody's	S&P	CUSIP	Coupon Rate	YIELD	WAL	Durtn	Effect Durtn	Purchase Date	Maturity Date	Call Date	Current Par Value	Current Book Value	Market Price	Unrealized Gain/ (Loss)
HC 16-07 (Charter Bank)YES			16116PHP9	1.450	1.450	2.452	2.417	2.417	05/13/2016	05/13/2021		245,000.00	245,000.00	96.518000	-8,530.90
FNC 16-19 (Northwest)City			66736AAT6	1.450	1.450	2.471	2.437	2.437	05/20/2016	05/20/2021		245,000.00	245,000.00	96.486000	-8,609.30
FNC 16-20 (Northwest)PA			66736AAT6	1.450	1.450	2.471	2.437	2.437	05/20/2016	05/20/2021		245,000.00	245,000.00	96.486000	-8,609.30
FNC 16-21 (Northwest)YES			66736AAT6	1.450	1.450	2.471	2.437	2.437	05/20/2016	05/20/2021		245,000.00	245,000.00	96.486000	-8,609.30
FNC 16-22(CommunityBankT			204161AL7	1.400	1.400	1.956	1.927	1.927	05/13/2016	11/13/2020		245,000.00	245,000.00	96.791000	-7,862.05
FNC 16-23(CommunityBankT			204161AL7	1.400	1.400	1.956	1.927	1.927	05/13/2016	11/13/2020		245,000.00	245,000.00	96.791000	-7,862.05
FNC 16-24(CommunityBankT			204161AL7	1.400	1.400	1.956	1.927	1.927	05/13/2016	11/13/2020		245,000.00	245,000.00	96.791000	-7,862.05
FNC 16-25 (Beneficial Bank)			08173QBPO	1.250	1.400	1.408	1.397	1.397	05/12/2016	04/27/2020		245,000.00	243,583.90	98.145000	-3,128.65
FNC 16-26 (Beneficial Bank)			08173QBPO	1.250	1.400	1.408	1.397	1.397	05/12/2016	04/27/2020		245,000.00	243,583.90	98.145000	-3,128.65
FNC 16-27 (Beneficial Bank)			08173QBPO	1.250	1.400	1.408	1.397	1.397	05/12/2016	04/27/2020		245,000.00	243,583.90	98.145000	-3,128.65
FNC 16-28 (UBS Bank) CITY			90348JAR1	1.650	1.650	2.521	2.466	2.466	06/07/2016	06/07/2021		245,000.00	245,000.00	96.158000	-9,412.90
FNC 16-29 (UBS Bank) PA			90348JAR1	1.650	1.650	2.521	2.466	2.466	06/07/2016	06/07/2021		245,000.00	245,000.00	96.158000	-9,412.90
FNC 16-30 (UBS Bank) YES			90348JAR1	1.650	1.650	2.521	2.466	2.466	06/07/2016	06/07/2021		245,000.00	245,000.00	96.158000	-9,412.90
FNC 16-31 (Merrick Bank)Cit			59013JQS1	1.500	1.500	2.551	2.495	2.495	06/20/2016	06/18/2021		245,000.00	245,000.00	96.111000	-9,528.05
FNC 16-32(Merrick Bank)PA			59013JQS1	1.500	1.500	2.551	2.495	2.495	06/20/2016	06/18/2021		245,000.00	245,000.00	96.111000	-9,528.05
FNC 16-33 (Merrick Bank)YE			59013JQS1	1.500	1.500	2.551	2.495	2.495	06/20/2016	06/18/2021		245,000.00	245,000.00	96.111000	-9,528.05
GP 16-32 (Comm Bank Pas)			203507BA5	1.550	1.550	2.458	2.413	2.413	06/16/2016	05/15/2021		245,000.00	245,000.00	96.114000	-9,520.70
GP 16-33 (Comm Bank Pas)			203507BA5	1.550	1.550	2.458	2.413	2.413	06/16/2016	05/15/2021		245,000.00	245,000.00	96.114000	-9,520.70
GP 16-34 (Comm Bank Pas)			203507BA5	1.550	1.550	2.458	2.413	2.413	06/16/2016	05/15/2021		245,000.00	245,000.00	96.114000	-9,520.70
FNC 16-37 (Celtic Bank)City			15118RLD7	1.200	1.200	1.658	1.641	1.641	07/26/2016	07/27/2020		245,000.00	245,000.00	97.309000	-6,592.95
FNC 16-38 (Celtic Bank)PA			15118RLD7	1.200	1.200	1.658	1.641	1.641	07/26/2016	07/27/2020		245,000.00	245,000.00	97.309000	-6,592.95
FNC 16-39 (Celtic Bank)YES			15118RLD7	1.200	1.200	1.658	1.641	1.641	07/26/2016	07/27/2020		245,000.00	245,000.00	97.309000	-6,592.95
GP 16-39 (Sallie Mae)City			795450YL3	1.450	1.450	2.619	2.566	2.566	07/13/2016	07/13/2021		245,000.00	245,000.00	95.741000	-10,434.55
GP 16-40 (Sallie Mae)PA			795450YL3	1.450	1.450	2.619	2.566	2.566	07/13/2016	07/13/2021		245,000.00	245,000.00	95.741000	-10,434.55
GP 16-41 (Sallie Mae)YES			795450YL3	1.450	1.450	2.619	2.566	2.566	07/13/2016	07/13/2021		245,000.00	245,000.00	95.741000	-10,434.55
WF 16-03 (Wells Fargo)City			9497486Q5	1.500	1.500	2.638	2.589	2.589	07/20/2016	07/20/2021		245,000.00	245,000.00	95.685000	-10,571.75
WF 16-04 (Wells Fargo)PA			9497486Q5	1.500	1.500	2.638	2.589	2.589	07/20/2016	07/20/2021		245,000.00	245,000.00	95.685000	-10,571.75
WF 16-05 (Wells Fargo)YES			9497486Q5	1.500	1.500	2.638	2.589	2.589	07/20/2016	07/20/2021		245,000.00	245,000.00	95.685000	-10,571.75
WF 16-10 (JPMorgan)PA QC			48126XAH8	1.650	1.650	2.712	2.650	2.650	08/16/2016	08/16/2021		245,000.00	245,000.00	95.458000	-11,127.90
WF 16-11 (JPMorgan)YES Q			48126XAH8	1.650	1.650	2.712	2.650	2.650	08/16/2016	08/16/2021		245,000.00	245,000.00	95.458000	-11,127.90
FNC 16-40 (FNB)CITY			330459BM9	1.200	1.200	1.715	1.696	1.696	08/17/2016	08/17/2020		245,000.00	245,000.00	97.094000	-7,119.70
FNC 16-41 (FNB)PA			330459BM9	1.200	1.200	1.715	1.696	1.696	08/17/2016	08/17/2020		245,000.00	245,000.00	97.094000	-7,119.70
FNC 16-42 (FNB)YES			330459BM9	1.200	1.200	1.715	1.696	1.696	08/17/2016	08/17/2020		245,000.00	245,000.00	97.094000	-7,119.70

EXECUTIVE MANAGEMENT SUMMARIES AND GRAPHS



Run Date: 12/17/2018 3:27:43 PM

Investments Outstanding As Of Date: 11/30/2018

INVESTMENT PORTFOLIO - POSITION DETAIL

NEGOTIABLE CERTIFICATE OF DEPO F	Moody's	S&P	CUSIP	Coupon Rate	YIELD	WAL	Durtn	Effect Durtn	Purchase Date	Maturity Date	Call Date	Current Par Value	Current Book Value	Market Price	Unrealized Gain/ (Loss)
FNC 16-43 (Enerbank)City			29266N3M7	1.450	1.450	2.715	2.661	2.661	08/17/2016	08/17/2021		245,000.00	245,000.00	95.428000	-11,201.40
FNC 16-44 (Enerbank)PA			29266N3M7	1.450	1.450	2.715	2.661	2.661	08/17/2016	08/17/2021		245,000.00	245,000.00	95.428000	-11,201.40
FNC 16-45 (Enerbank)YES			29266N3M7	1.450	1.450	2.715	2.661	2.661	08/17/2016	08/17/2021		245,000.00	245,000.00	95.428000	-11,201.40
VS 16-09 (Level One)City			52730JBS4	2.500	2.500	2.740	2.704	2.704	08/26/2016	08/26/2021		245,000.00	245,000.00	100.104000	254.80
VS 16-10 (Level One)PA			52730JBS4	2.500	2.500	2.740	2.704	2.704	08/26/2016	08/26/2021		245,000.00	245,000.00	100.104000	254.80
VS 16-11 (Level One)YES			52730JBS4	2.500	2.500	2.740	2.704	2.704	08/26/2016	08/26/2021		245,000.00	245,000.00	100.104000	254.80
WF 16-09 (JPMorgan)City Q			48126XAH8	1.650	1.650	2.712	2.650	2.650	08/16/2016	08/16/2021		245,000.00	245,000.00	95.458000	-11,127.90
FNC 16-49 (IDB)City			465076JL2	1.300	1.300	.795	.791	.791	09/14/2016	09/16/2019		245,000.00	245,000.00	98.832000	-2,861.60
FNC 16-50 (IDB)PA			465076JL2	1.300	1.300	.795	.791	.791	09/14/2016	09/16/2019		245,000.00	245,000.00	98.832000	-2,861.60
FNC 16-51 (IDB)YES			465076JL2	1.300	1.300	.795	.791	.791	09/14/2016	09/16/2019		245,000.00	245,000.00	98.832000	-2,861.60
FNC 16-52 (West Town)City			956310AE6	1.250	1.250	1.816	1.794	1.794	09/23/2016	09/23/2020		245,000.00	245,000.00	96.851000	-7,715.05
FNC 16-53 (West Town)PA			956310AE6	1.250	1.250	1.816	1.794	1.794	09/23/2016	09/23/2020		245,000.00	245,000.00	96.851000	-7,715.05
FNC 16-54 (West Town)YES			956310AE6	1.250	1.250	1.816	1.794	1.794	09/23/2016	09/23/2020		245,000.00	245,000.00	96.851000	-7,715.05
GP 16-52 (Amer Fed)City			02600ADQ7	1.450	1.450	2.836	2.777	2.777	09/30/2016	09/30/2021		250,000.00	250,000.00	95.169000	-12,077.50
GP 16-53 (Amer Fed)YES			02600ADQ7	1.450	1.450	2.836	2.777	2.777	09/30/2016	09/30/2021		250,000.00	250,000.00	95.169000	-12,077.50
WF 16-13 (Apex)City			03753XAL4	1.500	1.500	2.836	2.775	2.775	09/30/2016	09/30/2021		245,000.00	245,000.00	95.303000	-11,507.65
WF 16-14 (Apex)PA			03753XAL4	1.500	1.500	2.836	2.775	2.775	09/30/2016	09/30/2021		245,000.00	245,000.00	95.303000	-11,507.65
WF 16-15 (Apex)YES			03753XAL4	1.500	1.500	2.836	2.775	2.775	09/30/2016	09/30/2021		245,000.00	245,000.00	95.303000	-11,507.65
GP 16-55 (AmerCityBank)Cit			025140BC7	1.450	1.450	2.836	2.777	2.777	09/30/2016	09/30/2021		245,000.00	245,000.00	96.046000	-9,687.30
GP 16-56 (AmerCityBank)PA			025140BC7	1.450	1.450	2.836	2.777	2.777	09/30/2016	09/30/2021		245,000.00	245,000.00	96.046000	-9,687.30
GP 16-57 (AmerCityBank)YE			025140BC7	1.450	1.450	2.836	2.777	2.777	09/30/2016	09/30/2021		245,000.00	245,000.00	96.046000	-9,687.30
FNC 16-58 (LCA)City			501798JY9	1.300	1.300	1.208	1.196	1.196	10/14/2016	02/14/2020		245,000.00	245,000.00	97.981000	-4,946.55
FNC 16-59 (LCA)PA			501798JY9	1.300	1.300	1.208	1.196	1.196	10/14/2016	02/14/2020		245,000.00	245,000.00	97.981000	-4,946.55
FNC 16-60 (LCA)YES			501798JY9	1.300	1.300	1.208	1.196	1.196	10/14/2016	02/14/2020		245,000.00	245,000.00	97.981000	-4,946.55
FNC 16-61 (Nationwide)City			63861NAC9	1.500	1.500	2.970	2.901	2.901	11/18/2016	11/18/2021		245,000.00	245,000.00	95.038000	-12,156.90
FNC 16-62 (Nationwide)PA			63861NAC9	1.500	1.500	2.970	2.901	2.901	11/18/2016	11/18/2021		245,000.00	245,000.00	95.038000	-12,156.90
FNC 16-63 (Nationwide)YES			63861NAC9	1.500	1.500	2.970	2.901	2.901	11/18/2016	11/18/2021		245,000.00	245,000.00	95.038000	-12,156.90
FNC 16-64 (Venture Bk)City			92326XDE8	1.500	1.500	2.759	2.699	2.699	12/02/2016	09/02/2021		245,000.00	245,000.00	95.457000	-11,130.35
FNC 16-65 (Venture Bk)PA			92326XDE8	1.500	1.500	2.759	2.699	2.699	12/02/2016	09/02/2021		245,000.00	245,000.00	95.457000	-11,130.35
FNC 16-66 (Venture Bk)YES			92326XDE8	1.500	1.500	2.759	2.699	2.699	12/02/2016	09/02/2021		245,000.00	245,000.00	95.457000	-11,130.35
VS 16-13 (St Bk India)City			8562845H3	2.050	2.050	3.038	2.931	2.931	12/12/2016	12/13/2021		245,000.00	245,000.00	96.504000	-8,565.20
VS 16-14 (St Bk India)PA			8562845H3	2.050	2.050	3.038	2.931	2.931	12/12/2016	12/13/2021		245,000.00	245,000.00	96.504000	-8,565.20
VS 16-15 (St Bk India)YES			8562845H3	2.050	2.050	3.038	2.931	2.931	12/12/2016	12/13/2021		245,000.00	245,000.00	96.504000	-8,565.20

EXECUTIVE MANAGEMENT SUMMARIES AND GRAPHS



Run Date: 12/17/2018 3:27:43 PM

Investments Outstanding As Of Date: 11/30/2018

INVESTMENT PORTFOLIO - POSITION DETAIL

NEGOTIABLE CERTIFICATE OF DEPO F	Moodys	S&P	CUSIP	Coupon Rate	YIELD	WAL	Durtn	Effect Durtn	Purchase Date	Maturity Date	Call Date	Current Par Value	Current Book Value	Market Price	Unrealized Gain/(Loss)
FNC 17-01 (FirstNatIBkAmer)			32110YJM8	1.950	1.950	2.142	2.095	2.095	01/20/2017	01/20/2021		245,000.00	245,000.00	97.554000	-5,992.70
FNC 17-02 (FirstNatIBkAmer)			32110YJM8	1.950	1.950	2.142	2.095	2.095	01/20/2017	01/20/2021		245,000.00	245,000.00	97.554000	-5,992.70
FNC 17-03 (FirstNatIBkAmer)			32110YJM8	1.950	1.950	2.142	2.095	2.095	01/20/2017	01/20/2021		245,000.00	245,000.00	97.554000	-5,992.70
GP 17-02 (Farmers-Merchant)			30781TBD9	2.050	2.050	3.137	3.028	3.028	01/18/2017	01/18/2022		245,000.00	245,000.00	96.340000	-8,967.00
GP 17-03 (Farmers-Merchant)			30781TBD9	2.050	2.050	3.137	3.028	3.028	01/18/2017	01/18/2022		245,000.00	245,000.00	96.340000	-8,967.00
GP 17-04 (Farmers-Merchant)			30781TBD9	2.050	2.050	3.137	3.028	3.028	01/18/2017	01/18/2022		245,000.00	245,000.00	96.340000	-8,967.00
FNC 17-04 (Bk Hapoalim)Cit			06251AP53	2.150	2.150	3.134	3.020	3.020	02/17/2017	01/17/2022		245,000.00	245,000.00	96.504000	-8,565.20
FNC 17-05 (Bk Hapoalim)PA			06251AP53	2.150	2.150	3.134	3.020	3.020	02/17/2017	01/17/2022		245,000.00	245,000.00	96.504000	-8,565.20
FNC 17-06 (BI Hapoalim)YES			06251AP53	2.150	2.150	3.134	3.020	3.020	02/17/2017	01/17/2022		245,000.00	245,000.00	96.504000	-8,565.20
GP 17-06 (WashingtonFirst)			940727AH3	2.050	2.050	3.236	3.125	3.125	02/23/2017	02/23/2022		245,000.00	245,000.00	96.174000	-9,373.70
GP 17-07 (WashingtonFirst)P			940727AH3	2.050	2.050	3.236	3.125	3.125	02/23/2017	02/23/2022		245,000.00	245,000.00	96.174000	-9,373.70
GP 17-08 (WashingtonFirst)			940727AH3	2.050	2.050	3.236	3.125	3.125	02/23/2017	02/23/2022		245,000.00	245,000.00	96.174000	-9,373.70
FNC 17-07 (Kearny)City			48714LAC3	1.750	1.750	2.252	2.209	2.209	02/28/2017	03/01/2021		245,000.00	245,000.00	96.974000	-7,413.70
FNC 17-08 (Kearny)PA			48714LAC3	1.750	1.750	2.252	2.209	2.209	02/28/2017	03/01/2021		245,000.00	245,000.00	96.974000	-7,413.70
FNC 17-09 (Kearny)YES			48714LAC3	1.750	1.750	2.252	2.209	2.209	02/28/2017	03/01/2021		245,000.00	245,000.00	96.974000	-7,413.70
FNC 17-10 (United Comm)Ci			90984P5A9	2.050	2.050	3.252	3.149	3.149	03/01/2017	03/01/2022		245,000.00	245,000.00	96.146000	-9,442.30
FNC 17-11 (United Comm)P			90984P5A9	2.050	2.050	3.252	3.149	3.149	03/01/2017	03/01/2022		245,000.00	245,000.00	96.146000	-9,442.30
FNC 17-12 (United Comm)Y			90984P5A9	2.050	2.050	3.252	3.149	3.149	03/01/2017	03/01/2022		245,000.00	245,000.00	96.146000	-9,442.30
GP 17-11 (Synchrony)City			87165EL47	2.400	2.400	3.353	3.231	3.231	04/07/2017	04/07/2022		245,000.00	245,000.00	97.075000	-7,166.25
GP 17-12 (Synchrony)PA			87165EL47	2.400	2.400	3.353	3.231	3.231	04/07/2017	04/07/2022		245,000.00	245,000.00	97.075000	-7,166.25
GP 17-13 (Synchrony)YES			87165EL47	2.400	2.400	3.353	3.231	3.231	04/07/2017	04/07/2022		245,000.00	245,000.00	97.075000	-7,166.25
GP 17-16 (Commercial)YES			201282HM5	2.050	2.050	3.392	3.276	3.276	04/21/2017	04/21/2022		245,000.00	245,000.00	95.884000	-10,084.20
GP 17-15 (Commercial)PA			201282HM5	2.050	2.050	3.392	3.276	3.276	04/21/2017	04/21/2022		245,000.00	245,000.00	95.884000	-10,084.20
GP 17-14 (Commercial)City			201282HM5	2.050	2.050	3.392	3.276	3.276	04/21/2017	04/21/2022		245,000.00	245,000.00	95.884000	-10,084.20
FNC 17-10 (Whitney)City			966594AY9	1.650	1.650	.392	.392	.392	04/20/2017	04/22/2019		245,000.00	245,000.00	99.711000	-708.05
FNC 17-11 (Whitney)PA			966594AY9	1.650	1.650	.392	.392	.392	04/20/2017	04/22/2019		245,000.00	245,000.00	99.711000	-708.05
FNC 17-12 (Whitney)YES			966594AY9	1.650	1.650	.392	.392	.392	04/20/2017	04/22/2019		245,000.00	245,000.00	99.711000	-708.05
HC 17-04 (Ind&Comm)City			45581EAC5	2.150	2.150	3.367	3.245	3.245	04/12/2017	04/12/2022		245,000.00	245,000.00	96.245000	-9,199.75
HC 17-06 (Ind&Comm)YES			45581EAC5	2.150	2.150	3.367	3.245	3.245	04/12/2017	04/12/2022		245,000.00	245,000.00	96.245000	-9,199.75
HC 17-05 (Ind&Comm)PA			45581EAC5	2.150	2.150	3.367	3.245	3.245	04/12/2017	04/12/2022		245,000.00	245,000.00	96.245000	-9,199.75
GP 17-17 (Ally)City			02006L2F9	1.800	1.800	1.389	1.376	1.376	04/24/2017	04/20/2020		245,000.00	245,000.00	98.514000	-3,640.70
GP 17-18 (Ally)PA			02006L2F9	1.800	1.800	1.389	1.376	1.376	04/24/2017	04/20/2020		245,000.00	245,000.00	98.514000	-3,640.70
GP 17-19 (Ally)YES			02006L2F9	1.800	1.800	1.389	1.376	1.376	04/24/2017	04/20/2020		245,000.00	245,000.00	98.514000	-3,640.70

EXECUTIVE MANAGEMENT SUMMARIES AND GRAPHS



Run Date: 12/17/2018 3:27:43 PM

Investments Outstanding As Of Date: 11/30/2018

INVESTMENT PORTFOLIO - POSITION DETAIL

NEGOTIABLE CERTIFICATE OF DEPO F	Moodys	S&P	CUSIP	Coupon Rate	YIELD	WAL	Durtn	Effect Durtn	Purchase Date	Maturity Date	Call Date	Current Par Value	Current Book Value	Market Price	Unrealized Gain/ (Loss)
FNC 17-13 (PrivBankTrust)Ci			74267GVX2	2.000	2.000	3.430	3.329	3.329	05/05/2017	05/05/2022		245,000.00	245,000.00	95.679000	-10,586.45
FNC 17-14 (PrivBankTrust)P			74267GVX2	2.000	2.000	3.430	3.329	3.329	05/05/2017	05/05/2022		245,000.00	245,000.00	95.679000	-10,586.45
FNC 17-15 (PrivBankTrust)Y			74267GVX2	2.000	2.000	3.430	3.329	3.329	05/05/2017	05/05/2022		245,000.00	245,000.00	95.679000	-10,586.45
FNC 17-16 (Mercantile MI)Ci			58740XZB9	2.100	2.100	3.444	3.338	3.338	05/10/2017	05/10/2022		245,000.00	245,000.00	95.977000	-9,856.35
FNC 17-17 (Mercantile MI)P			58740XZB9	2.100	2.100	3.444	3.338	3.338	05/10/2017	05/10/2022		245,000.00	245,000.00	95.977000	-9,856.35
FNC 17-18 (Mercantile MI)Y			58740XZB9	2.100	2.100	3.444	3.338	3.338	05/10/2017	05/10/2022		245,000.00	245,000.00	95.977000	-9,856.35
FNC 17-19 (First Bk Highlan			319141FV4	2.100	2.100	3.463	3.357	3.357	05/17/2017	05/17/2022		245,000.00	245,000.00	95.945000	-9,934.75
FNC 17-20 (First Bk Highlan			319141FV4	2.100	2.100	3.463	3.357	3.357	05/17/2017	05/17/2022		245,000.00	245,000.00	95.945000	-9,934.75
FNC 17-21 (First Bk Highlan			319141FV4	2.100	2.100	3.463	3.357	3.357	05/17/2017	05/17/2022		245,000.00	245,000.00	95.945000	-9,934.75
GP 17-23 (Medallion) City			58403B6R2	2.150	2.150	3.526	3.391	3.391	06/09/2017	06/09/2022		245,000.00	245,000.00	95.982000	-9,844.10
GP 17-24 (Medallion) PA			58403B6R2	2.150	2.150	3.526	3.391	3.391	06/09/2017	06/09/2022		245,000.00	245,000.00	95.982000	-9,844.10
GP 17-25 (Medallion) YES			58403B6R2	2.150	2.150	3.526	3.391	3.391	06/09/2017	06/09/2022		245,000.00	245,000.00	95.982000	-9,844.10
FNC 17-22 (CommTrust)City			20416LAC3	1.850	1.850	1.718	1.690	1.690	08/18/2017	08/18/2020		245,000.00	245,000.00	98.061000	-4,750.55
FNC 17-23 (CommTrust)PA			20416LAC3	1.850	1.850	1.718	1.690	1.690	08/18/2017	08/18/2020		245,000.00	245,000.00	98.061000	-4,750.55
FNC 17-24 (CommTrust)YES			20416LAC3	1.850	1.850	1.718	1.690	1.690	08/18/2017	08/18/2020		245,000.00	245,000.00	98.061000	-4,750.55
FNC 17-25 (MorganStanley)			61747MYE5	1.700	1.700	.718	.715	.715	08/17/2017	08/19/2019		245,000.00	245,000.00	99.415000	-1,433.25
FNC 17-26 (MorganStanley)P			61747MYE5	1.700	1.700	.718	.715	.715	08/17/2017	08/19/2019		245,000.00	245,000.00	99.415000	-1,433.25
FNC 17-27 (MorganStanley)			61747MYE5	1.700	1.700	.718	.715	.715	08/17/2017	08/19/2019		245,000.00	245,000.00	99.415000	-1,433.25
FNC 17-28 (MorganStanleyPr			61760ACZ0	1.700	1.700	.718	.715	.715	08/17/2017	08/19/2019		245,000.00	245,000.00	99.415000	-1,433.25
FNC 17-29 (MorganStanleyPr			61760ACZ0	1.700	1.700	.718	.715	.715	08/17/2017	08/19/2019		245,000.00	245,000.00	99.415000	-1,433.25
FNC 17-30 (MorganStanleyPr			61760ACZ0	1.700	1.700	.718	.715	.715	08/17/2017	08/19/2019		245,000.00	245,000.00	99.415000	-1,433.25
FNC 17-31 (Jackson County)			466682AQ4	2.050	2.050	3.753	3.610	3.610	08/31/2017	08/31/2022		245,000.00	245,000.00	95.268000	-11,593.40
FNC 17-32 (Jackson County)			466682AQ4	2.050	2.050	3.753	3.610	3.610	08/31/2017	08/31/2022		245,000.00	245,000.00	95.268000	-11,593.40
FNC 17-313(Jackson County)			466682AQ4	2.050	2.050	3.753	3.610	3.610	08/31/2017	08/31/2022		245,000.00	245,000.00	95.268000	-11,593.40
HC 17-07 (Ohio Vally)City			677721CR1	2.050	2.050	3.775	3.626	3.626	09/08/2017	09/08/2022		245,000.00	245,000.00	95.202000	-11,755.10
HC 17-08 (Ohio Vally) PA			677721CR1	2.050	2.050	3.775	3.626	3.626	09/08/2017	09/08/2022		245,000.00	245,000.00	95.202000	-11,755.10
HC 17-09 (Ohio Vally) YES			677721CR1	2.050	2.050	3.775	3.626	3.626	09/08/2017	09/08/2022		245,000.00	245,000.00	95.202000	-11,755.10
GP 17-26 (Discover)City			254673BZ8	2.350	2.350	3.773	3.609	3.609	09/07/2017	09/07/2022		245,000.00	245,000.00	96.289000	-9,091.95
GP 17-27 (Discover)PA			254673BZ8	2.350	2.350	3.773	3.609	3.609	09/07/2017	09/07/2022		245,000.00	245,000.00	96.289000	-9,091.95
GP 17-28 (Discover)YES			254673BZ8	2.350	2.350	3.773	3.609	3.609	09/07/2017	09/07/2022		245,000.00	245,000.00	96.289000	-9,091.95
GP 17-29 (Pinnacle)City			72345SFV8	2.000	2.000	2.811	2.731	2.731	09/21/2017	09/21/2021		245,000.00	245,000.00	96.694000	-8,099.70
GP 17-30 (Pinnacle)PA			72345SFV8	2.000	2.000	2.811	2.731	2.731	09/21/2017	09/21/2021		245,000.00	245,000.00	96.694000	-8,099.70
GP 17-31 (Pinnacle)YES			72345SFV8	2.000	2.000	2.811	2.731	2.731	09/21/2017	09/21/2021		245,000.00	245,000.00	96.694000	-8,099.70

EXECUTIVE MANAGEMENT SUMMARIES AND GRAPHS



Run Date: 12/17/2018 3:27:43 PM

Investments Outstanding As Of Date: 11/30/2018

INVESTMENT PORTFOLIO - POSITION DETAIL

NEGOTIABLE CERTIFICATE OF DEPO F	Moody's	S&P	CUSIP	Coupon Rate	YIELD	WAL	Durtn	Effect Durtn	Purchase Date	Maturity Date	Call Date	Current Par Value	Current Book Value	Market Price	Unrealized Gain/(Loss)
HC 17-10 (York) City			987159AP5	2.000	2.000	3.795	3.655	3.655	09/15/2017	09/15/2022		245,000.00	245,000.00	95.020000	-12,201.00
HC 17-11 (York) PA			987159AP5	2.000	2.000	3.795	3.655	3.655	09/15/2017	09/15/2022		245,000.00	245,000.00	95.020000	-12,201.00
HC 17-12 (York) YES			987159AP5	2.000	2.000	3.795	3.655	3.655	09/15/2017	09/15/2022		245,000.00	245,000.00	95.020000	-12,201.00
FNC 17-34 (Northfield) City			66612ABX5	2.150	2.150	3.904	3.757	3.757	10/25/2017	10/25/2022		245,000.00	245,000.00	95.352000	-11,387.60
FNC 17-35 (Northfield)PA			66612ABX5	2.150	2.150	3.904	3.757	3.757	10/25/2017	10/25/2022		245,000.00	245,000.00	95.352000	-11,387.60
FNC 17-36 (Northfield)YES			66612ABX5	2.150	2.150	3.904	3.757	3.757	10/25/2017	10/25/2022		245,000.00	245,000.00	95.352000	-11,387.60
GP 17-36 (Allegiance)City			01748DAY2	2.200	2.200	3.929	3.755	3.755	11/03/2017	11/03/2022		245,000.00	245,000.00	95.467000	-11,105.85
GP 17-37 (Allegiance)PA			01748DAY2	2.200	2.200	3.929	3.755	3.755	11/03/2017	11/03/2022		245,000.00	245,000.00	95.467000	-11,105.85
GP 17-38 (Allegiance)YES			01748DAY2	2.200	2.200	3.929	3.755	3.755	11/03/2017	11/03/2022		245,000.00	245,000.00	95.467000	-11,105.85
HC 17-13 (Crossfirst)City			22766ACB9	2.200	2.200	3.970	3.796	3.796	11/20/2017	11/18/2022		245,000.00	245,000.00	95.391000	-11,292.05
HC 17-14 (Crossfirst)PA			22766ACB9	2.200	2.200	3.970	3.796	3.796	11/20/2017	11/18/2022		245,000.00	245,000.00	95.391000	-11,292.05
HC 17-15 (Crossfirst)YES			22766ACB9	2.200	2.200	3.970	3.796	3.796	11/20/2017	11/18/2022		245,000.00	245,000.00	95.391000	-11,292.05
FNC 17-37 (City NB Metropol			17801GBT5	2.150	2.150	3.537	3.406	3.406	12/11/2017	06/13/2022		245,000.00	245,000.00	95.963000	-9,890.65
FNC 17-38 (City NB Metropol			17801GBT5	2.150	2.150	3.537	3.406	3.406	12/11/2017	06/13/2022		245,000.00	245,000.00	95.963000	-9,890.65
FNC 17-39 (City NB Metropol			17801GBT5	2.150	2.150	3.537	3.406	3.406	12/11/2017	06/13/2022		245,000.00	245,000.00	95.963000	-9,890.65
FNC 18-01 (Mtn Amer FCU)C			62384RAF3	3.000	3.000	4.323	4.056	4.056	03/27/2018	03/27/2023		245,000.00	245,000.00	98.035000	-4,814.25
FNC 18-02 (Mtn Amer FCU)P			62384RAF3	3.000	3.000	4.323	4.056	4.056	03/27/2018	03/27/2023		245,000.00	245,000.00	98.035000	-4,814.25
FNC 18-03 (Mtn Amer FCU)Y			62384RAF3	3.000	3.000	4.323	4.056	4.056	03/27/2018	03/27/2023		245,000.00	245,000.00	98.035000	-4,814.25
FNC 18-04 (Dollar)City			25665QAX3	2.900	2.900	4.370	4.121	4.121	04/13/2018	04/13/2023		245,000.00	245,000.00	97.601000	-5,877.55
FNC 18-05 (Dollar)PA			25665QAX3	2.900	2.900	4.370	4.121	4.121	04/13/2018	04/13/2023		245,000.00	245,000.00	97.601000	-5,877.55
FNC 18-06 (Dollar)YES			25665QAX3	2.900	2.900	4.370	4.121	4.121	04/13/2018	04/13/2023		245,000.00	245,000.00	97.601000	-5,877.55
HC 18-02 (Citibank)City			17312QJ26	2.900	2.900	4.364	4.116	4.116	04/11/2018	04/11/2023		245,000.00	245,000.00	97.606000	-5,865.30
HC 18-03 (Citibank)PA			17312QJ26	2.900	2.900	4.364	4.116	4.116	04/11/2018	04/11/2023		245,000.00	245,000.00	97.606000	-5,865.30
HC 18-04 (Citibank)YES			17312QJ26	2.900	2.900	4.364	4.116	4.116	04/11/2018	04/11/2023		245,000.00	245,000.00	97.606000	-5,865.30
GP 18-08 (Townebank)City			89214PBJ7	2.700	2.700	2.408	2.343	2.343	04/27/2018	04/27/2021		245,000.00	245,000.00	98.909000	-2,672.95
GP 18-09 (Townebank)PA			89214PBJ7	2.700	2.700	2.408	2.343	2.343	04/27/2018	04/27/2021		245,000.00	245,000.00	98.909000	-2,672.95
GP 18-10 (Townebank)YES			89214PBJ7	2.700	2.700	2.408	2.343	2.343	04/27/2018	04/27/2021		245,000.00	245,000.00	98.909000	-2,672.95
FNC 18-07 (RCB Bank)City			74934YAH4	3.150	3.150	4.556	4.241	4.241	06/20/2018	06/20/2023		245,000.00	245,000.00	98.448000	-3,802.40
FNC 18-08 (RCB Bank)PA			74934YAH4	3.150	3.150	4.556	4.241	4.241	06/20/2018	06/20/2023		245,000.00	245,000.00	98.448000	-3,802.40
FNC 18-09 (RCB Bank)YES			74934YAH4	3.150	3.150	4.556	4.241	4.241	06/20/2018	06/20/2023		245,000.00	245,000.00	98.448000	-3,802.40
HC 18-05 (Amer Eagle)City			02554BCY5	3.000	3.000	3.586	3.393	3.393	06/01/2018	07/01/2022		245,000.00	245,000.00	98.746000	-3,072.30
HC 18-06 (Amer Eagle)PA			02554BCY5	3.000	3.000	3.586	3.393	3.393	06/01/2018	07/01/2022		245,000.00	245,000.00	98.746000	-3,072.30
HC 18-07 (Amer Eagle)YES			02554BCY5	3.000	3.000	3.586	3.393	3.393	06/01/2018	07/01/2022		245,000.00	245,000.00	98.746000	-3,072.30

EXECUTIVE MANAGEMENT SUMMARIES AND GRAPHS



Run Date: 12/17/2018 3:27:43 PM

Investments Outstanding As Of Date: 11/30/2018

INVESTMENT PORTFOLIO - POSITION DETAIL

NEGOTIABLE CERTIFICATE OF DEPO F	Moodys	S&P	CUSIP	Coupon Rate	YIELD	WAL	Durtn	Effect Durtn	Purchase Date	Maturity Date	Call Date	Current Par Value	Current Book Value	Market Price	Unrealized Gain/(Loss)
FNC 18-10 (Evans Bank)City			299112AF9	3.000	3.000	3.542	3.341	3.341	06/15/2018	06/15/2022		245,000.00	245,000.00	98.795000	-2,952.25
FNC 18-11 (Evans Bank)PA			299112AF9	3.000	3.000	3.542	3.341	3.341	06/15/2018	06/15/2022		245,000.00	245,000.00	98.795000	-2,952.25
FNC 18-12 (Evans Bank)YES			299112AF9	3.000	3.000	3.542	3.341	3.341	06/15/2018	06/15/2022		245,000.00	245,000.00	98.795000	-2,952.25
RJ 18-06 (CommBankHar)Cit			20143PDQ0	3.100	3.100	3.559	3.368	3.368	06/21/2018	06/21/2022		245,000.00	245,000.00	99.107000	-2,187.85
RJ 18-07 (CommBankHar)PA			20143PDQ0	3.100	3.100	3.559	3.368	3.368	06/21/2018	06/21/2022		245,000.00	245,000.00	99.107000	-2,187.85
RJ 18-08 (CommBankHar)YE			20143PDQ0	3.100	3.100	3.559	3.368	3.368	06/21/2018	06/21/2022		245,000.00	245,000.00	99.107000	-2,187.85
RJ 18-09 (Interaudi Bank)Cit			45842PAQ4	3.200	3.200	4.581	4.241	4.241	06/29/2018	06/29/2023		245,000.00	245,000.00	98.646000	-3,317.30
RJ 18-10 (Interaudi Bank)PA			45842PAQ4	3.200	3.200	4.581	4.241	4.241	06/29/2018	06/29/2023		245,000.00	245,000.00	98.646000	-3,317.30
RJ 18-11 (Interaudi Bank)YE			45842PAQ4	3.200	3.200	4.581	4.241	4.241	06/29/2018	06/29/2023		245,000.00	245,000.00	98.646000	-3,317.30
HC 18-08 (FSTTEC)City			33715LCT5	3.500	3.500	4.964	4.549	4.549	11/16/2018	11/16/2023		245,000.00	245,000.00	99.681000	-781.55
HC 18-09 (FSTTEC)PA			33715LCT5	3.500	3.500	4.964	4.549	4.549	11/16/2018	11/16/2023		245,000.00	245,000.00	99.681000	-781.55
HC 18-10 (FSTTEC)YES			33715LCT5	3.500	3.500	4.964	4.549	4.549	11/16/2018	11/16/2023		245,000.00	245,000.00	99.681000	-781.55
HC 18-11 (Baroda) City			06062R7R7	3.550	3.550	5.003	4.623	4.623	11/30/2018	11/30/2023		245,000.00	245,000.00	99.886000	-279.30
HC 18-12 (Baroda) PA			06062R7R7	3.550	3.550	5.003	4.623	4.623	11/30/2018	11/30/2023		245,000.00	245,000.00	99.886000	-279.30
HC 18-13 (Baroda) YES			06062R7R7	3.550	3.550	5.003	4.623	4.623	11/30/2018	11/30/2023		245,000.00	245,000.00	99.886000	-279.30
Total Count 340				1.896	1.897	2.060	1.997	1.997				83,310,000.00	83,305,751.70	97.943555	-1,708,975.90
OTHER AGENCIES F	Moodys	S&P	CUSIP	Coupon Rate	YIELD	WAL	Durtn	Effect Durtn	Purchase Date	Maturity Date	Call Date	Current Par Value	Current Book Value	Market Price	Unrealized Gain/(Loss)
HC 17-02 (FAMCA)NC			3132X0PX3	2.100	2.100	3.236	3.123	3.123	02/23/2017	02/23/2022		2,000,000.00	2,000,000.00	97.633000	-47,340.00
Total Count 1				2.100	2.100	3.236	3.123	3.123				2,000,000.00	2,000,000.00	97.633000	-47,340.00
PASSBOOK ACCOUNTS R	Moodys	S&P	CUSIP	Coupon Rate	YIELD	WAL	Durtn	Effect Durtn	Purchase Date	Maturity Date	Call Date	Current Par Value	Current Book Value	Market Price	Unrealized Gain/(Loss)
LAIF				2.244	2.244	.003	.003	.003	01/01/2009	12/01/2018		68,000,000.00	68,000,000.00	99.783240	-147,396.53
Total Count 1				2.244	2.244	.003	.003	.003				68,000,000.00	68,000,000.00	99.783240	-147,396.53
TREASURY NOTES AND BONDS F	Moodys	S&P	CUSIP	Coupon Rate	YIELD	WAL	Durtn	Effect Durtn	Purchase Date	Maturity Date	Call Date	Current Par Value	Current Book Value	Market Price	Unrealized Gain/(Loss)
GP 15-64 (Treasury)			912828VV9	2.125	1.705	1.753	1.719	1.719	12/16/2015	08/31/2020		3,000,000.00	3,056,700.00	98.809000	-92,430.00
WF 16-19 (Treasury)			912828M98	1.625	1.521	2.003	1.976	1.976	11/15/2016	11/30/2020		2,000,000.00	2,008,125.00	97.684000	-54,445.00
GP 16-63 (Treasury)			912828F21	2.125	1.808	2.836	2.756	2.756	11/21/2016	09/30/2021		2,000,000.00	2,029,375.00	98.074000	-67,895.00
GP 17-39 (Treasury)			912828P4	1.875	2.000	3.668	3.539	3.539	10/23/2017	07/31/2022		4,000,000.00	3,977,343.75	96.617000	-112,663.75
GP 17-45 (Treasury)			912828XW5	1.750	2.205	3.584	3.463	3.463	12/26/2017	06/30/2022		4,000,000.00	3,922,187.50	96.297000	-70,307.50
Total Count 5				1.894	1.903	2.930	2.842	2.842				15,000,000.00	14,993,731.25	97.306600	-397,741.25



Run Date: 12/17/2018 3:27:43 PM

Investments Outstanding As Of Date: 11/30/2018

INVENTORY BY MATURITY REPORT

CUSIP	Investment #	Fund	Issuer	Purchase Date	Current Book	Current Rate	Maturity Date	Maturity Amount	Total Days From Purc	Current Par	YTM	Days to Maturity
	5199		1 LAIF	01/01/2009	68,000,000.00	2.244	12/01/2018	68,000,000.00	3621	68,000,000.00	2.244	1
31944FBE9	5835		1 FNC 14-37 (FIRST CAP) CITY	12/10/2014	245,000.00	1.500	12/10/2018	245,000.00	1461	245,000.00	1.500	10
31944FBE9	5836		1 FNC 14-38 (FIRST CAP) PA	12/10/2014	245,000.00	1.500	12/10/2018	245,000.00	1461	245,000.00	1.500	10
31944FBE9	5837		1 FNC 14-39 (FIRST CAP) YES	12/10/2014	245,000.00	1.500	12/10/2018	245,000.00	1461	245,000.00	1.500	10
56034WAL5	6033		1 FNC 16-01 (MAIN ST)City	02/04/2016	245,000.00	1.500	02/04/2019	245,000.00	1096	245,000.00	1.500	66
56034WAL5	6034		1 FNC 16-02 (MAIN ST)PA	02/04/2016	245,000.00	1.500	02/04/2019	245,000.00	1096	245,000.00	1.500	66
56034WAL5	6035		1 FNC 16-03 (MAIN ST)YES	02/04/2016	245,000.00	1.500	02/04/2019	245,000.00	1096	245,000.00	1.500	66
69371RM86	6063		1 GP 16-14 (Paccar)	02/25/2016	1,000,962.00	1.650	02/25/2019	1,000,000.00	1096	1,000,000.00	1.617	87
3136FTT82	5725		1 GS 14-04 (FNMA BULLET)	06/02/2014	4,036,720.00	1.750	02/27/2019	4,000,000.00	1731	4,000,000.00	1.548	89
17275RAR3	6015		1 VS 15-19 (Cisco)	11/03/2015	3,051,402.18	2.125	03/01/2019	3,000,000.00	1214	3,000,000.00	1.594	91
94768NJN5	5692		1 FNC 14-03 (WEBSTER) YES	03/05/2014	245,000.00	1.800	03/05/2019	245,000.00	1826	245,000.00	1.800	95
94768NJN5	5693		1 FNC 14-02 (WEBSTER) PA	03/05/2014	245,000.00	1.800	03/05/2019	245,000.00	1826	245,000.00	1.800	95
94768NJN5	5694		1 FNC 14-01 (WEBSTER) CITY	03/05/2014	245,000.00	1.800	03/05/2019	245,000.00	1826	245,000.00	1.800	95
32008JAV5	6064		1 FNC 16-16 (First Eagle)City	03/07/2016	245,000.00	1.100	03/07/2019	245,000.00	1095	245,000.00	1.100	97
32008JAV5	6065		1 FNC 16-17 (First Eagle)PA	03/07/2016	245,000.00	1.100	03/07/2019	245,000.00	1095	245,000.00	1.100	97
32008JAV5	6066		1 FNC 16-18 (First Eagle)YES	03/07/2016	245,000.00	1.100	03/07/2019	245,000.00	1095	245,000.00	1.100	97
084664CH2	6349		1 GP 18-06 (Berkshire Floater)	02/28/2018	1,162,975.28	3.024	03/15/2019	1,155,000.00	380	1,155,000.00	1.627	105
700654AV8	5775		1 VS 14-10 (PARK NATL) CITY	09/26/2014	245,000.00	2.100	03/26/2019	245,000.00	1642	245,000.00	2.100	116
700654AV8	5776		1 VS 14-11 (PARK NATL) PA	09/26/2014	245,000.00	2.100	03/26/2019	245,000.00	1642	245,000.00	2.100	116
700654AV8	5777		1 VS 14-12 (PARK NATL) YES	09/26/2014	245,000.00	2.100	03/26/2019	245,000.00	1642	245,000.00	2.100	116
57636QAA2	5872		1 GP 15-06 (MASTERCARD)	03/11/2015	1,009,620.00	2.000	04/01/2019	1,000,000.00	1482	1,000,000.00	1.753	122
94948LAA9	6074		1 VS 16-04 (Wellesley)City	04/13/2016	245,000.00	1.100	04/15/2019	245,000.00	1097	245,000.00	1.100	136
94948LAA9	6075		1 VS 16-05 (Wellesley)PA	04/13/2016	245,000.00	1.100	04/15/2019	245,000.00	1097	245,000.00	1.100	136
94948LAA9	6076		1 VS 16-06 (Wellesley)YES	04/13/2016	245,000.00	1.100	04/15/2019	245,000.00	1097	245,000.00	1.100	136
175144CP7	5879		1 FNC 15-10 (Bluffton)CITY	04/17/2015	245,000.00	1.250	04/17/2019	245,000.00	1461	245,000.00	1.250	138
175144CP7	5880		1 FNC 15-12 (Bluffton)YES	04/17/2015	245,000.00	1.250	04/17/2019	245,000.00	1461	245,000.00	1.250	138
175144CP7	5881		1 FNC 15-11 (Bluffton)PA	04/17/2015	245,000.00	1.250	04/17/2019	245,000.00	1461	245,000.00	1.250	138
966594AY9	6265		1 FNC 17-10 (Whitney)City	04/20/2017	245,000.00	1.650	04/22/2019	245,000.00	732	245,000.00	1.650	143
966594AY9	6266		1 FNC 17-11 (Whitney)PA	04/20/2017	245,000.00	1.650	04/22/2019	245,000.00	732	245,000.00	1.650	143
966594AY9	6267		1 FNC 17-12 (Whitney)YES	04/20/2017	245,000.00	1.650	04/22/2019	245,000.00	732	245,000.00	1.650	143
91159HHJ2	6228		1 GP 16-61 (USB Floater)	11/14/2016	3,004,899.00	2.890	04/25/2019	3,000,000.00	892	3,000,000.00	2.559	146
804375DF7	5705		1 FNC 14-06 (SAUK) YES	04/30/2014	245,000.00	1.650	04/30/2019	245,000.00	1826	245,000.00	1.650	151



Run Date: 12/17/2018 3:27:43 PM

Investments Outstanding As Of Date: 11/30/2018

INVENTORY BY MATURITY REPORT

CUSIP	Investment #	Fund	Issuer	Purchase Date	Current Book	Current Rate	Maturity Date	Maturity Amount	Total Days From Purc	Current Par	YTM	Days to Maturity
804375DF7	5706		1 FNC 14-05 (SAUK) PA	04/30/2014	245,000.00	1.650	04/30/2019	245,000.00	1826	245,000.00	1.650	151
804375DF7	5710		1 FNC 14-04(SAUK)CITY	04/30/2014	245,000.00	1.650	04/30/2019	245,000.00	1826	245,000.00	1.650	151
13063CKL3	5726		1 GP 14-20 (CA GO)	06/04/2014	3,039,090.00	2.250	05/01/2019	3,000,000.00	1792	3,000,000.00	1.970	152
037833AQ3	5742		1 HC 14-01 (Apple)	06/18/2014	2,006,460.00	2.100	05/06/2019	2,000,000.00	1783	2,000,000.00	2.030	157
91412GD36	6079		1 GP 16-21 (UC Reg)	04/20/2016	1,600,000.00	1.169	05/15/2019	1,600,000.00	1120	1,600,000.00	1.169	166
88413QAP3	5713		1 GP 14-12 (THIRD FED) YES	05/23/2014	245,000.00	1.800	05/23/2019	245,000.00	1826	245,000.00	1.800	174
88413QAP3	5714		1 GP 14-11 (THIRD FED) PA	05/23/2014	245,000.00	1.800	05/23/2019	245,000.00	1826	245,000.00	1.800	174
88413QAP3	5715		1 GP 14-10 (THIRD FED) CITY	05/23/2014	245,000.00	1.800	05/23/2019	245,000.00	1826	245,000.00	1.800	174
33610RPF4	5719		1 GP 14-16 (FIRST PTRMIER)YE	05/29/2014	245,000.00	1.750	05/29/2019	245,000.00	1826	245,000.00	1.750	180
33610RPF4	5720		1 GP 14-15 (FIRST PREMIER)PA	05/29/2014	245,000.00	1.750	05/29/2019	245,000.00	1826	245,000.00	1.750	180
33610RPF4	5721		1 GP 14-14 (FIRST PREMIER)CIT	05/29/2014	245,000.00	1.750	05/29/2019	245,000.00	1826	245,000.00	1.750	180
510868AG7	5727		1 GP 14-19 (SUNAPEE)YES	06/05/2014	245,000.00	1.750	06/05/2019	245,000.00	1826	245,000.00	1.750	187
510868AG7	5728		1 GP 14-18 (SUNAPEE)PA	06/05/2014	245,000.00	1.750	06/05/2019	245,000.00	1826	245,000.00	1.750	187
510868AG7	5729		1 GP 14-17 (SUNAPEE)CITY	06/05/2014	245,000.00	1.750	06/05/2019	245,000.00	1826	245,000.00	1.750	187
857894NM7	5730		1 FNC 14-21 (STEARNS)YES	06/06/2014	245,000.00	1.700	06/06/2019	245,000.00	1826	245,000.00	1.700	188
857894NM7	5731		1 FNC 14-20 (STEARNS)PA	06/06/2014	245,000.00	1.700	06/06/2019	245,000.00	1826	245,000.00	1.700	188
857894NM7	5732		1 FNC 14-19 (STEARNS)CITY	06/06/2014	245,000.00	1.700	06/06/2019	245,000.00	1826	245,000.00	1.700	188
628779FJ4	5733		1 FNC 14-18 (NBT)YES	06/06/2014	245,000.00	1.800	06/06/2019	245,000.00	1826	245,000.00	1.800	188
628779FJ4	5734		1 FNC 14-17 (NBT)PA	06/06/2014	245,000.00	1.800	06/06/2019	245,000.00	1826	245,000.00	1.800	188
628779FJ4	5735		1 FNC 14-16 (NBT)CITY	06/06/2014	245,000.00	1.800	06/06/2019	245,000.00	1826	245,000.00	1.800	188
3130A8DB6	6110		1 WF 16-02 (Bullet)	06/03/2016	2,998,740.00	1.125	06/21/2019	3,000,000.00	1113	3,000,000.00	1.139	203
57116AKL1	5931		1 FNC 15-18 (Marlin)City	09/25/2015	245,000.00	1.500	06/25/2019	245,000.00	1369	245,000.00	1.500	207
57116AKL1	5932		1 FNC 15-19 (Marlin)PA	09/25/2015	245,000.00	1.500	06/25/2019	245,000.00	1369	245,000.00	1.500	207
57116AKL1	5933		1 FNC 15-20 (Marlin)YES	09/25/2015	245,000.00	1.500	06/25/2019	245,000.00	1369	245,000.00	1.500	207
3130A6UX3	6024		1 HC 15-17 (1X Call 12-28-16)	12/28/2015	3,000,000.00	1.500	06/28/2019	3,000,000.00	1278	3,000,000.00	1.500	210
91412GSB2	5746		1 GP 14-22 (UC REV BOND)	07/15/2014	989,940.00	1.796	07/01/2019	1,000,000.00	1812	1,000,000.00	2.018	213
91412GSB2	5903		1 GP 15-13 (UCREV)	07/09/2015	496,685.00	1.796	07/01/2019	500,000.00	1453	500,000.00	1.970	213
650119AF7	6021		1 GP 15-63 (NY University)	11/18/2015	1,000,000.00	1.767	07/01/2019	1,000,000.00	1321	1,000,000.00	1.767	213
82669LFY4	5966		1 FNC 15-48 (Signature Bk)City	10/16/2015	245,000.00	1.400	07/16/2019	245,000.00	1369	245,000.00	1.400	228
82669LFY4	5967		1 FNC 15-49 (Signature Bk)PA	10/16/2015	245,000.00	1.400	07/16/2019	245,000.00	1369	245,000.00	1.400	228
82669LFY4	5968		1 FNC 15-50 (Signature Bk)YES	10/16/2015	245,000.00	1.400	07/16/2019	245,000.00	1369	245,000.00	1.400	228
06425BCE7	5975		1 GP 15-37 (Bank Pacific)City	10/16/2015	245,000.00	1.350	07/16/2019	245,000.00	1369	245,000.00	1.350	228
06425BCE7	5976		1 GP 15-38 (Bank Pacific)PA	10/16/2015	245,000.00	1.350	07/16/2019	245,000.00	1369	245,000.00	1.350	228



Run Date: 12/17/2018 3:27:43 PM

Investments Outstanding As Of Date: 11/30/2018

INVENTORY BY MATURITY REPORT

CUSIP	Investment #	Fund	Issuer	Purchase Date	Current Book	Current Rate	Maturity Date	Maturity Amount	Total Days From Purc	Current Par	YTM	Days to Maturity
06425BCE7	5977	1	GP 15-39 (Bank Pacific)YES	10/16/2015	245,000.00	1.350	07/16/2019	245,000.00	1369	245,000.00	1.350	228
02587CAF7	5750	1	FNC 14-31 (AMEX BANK) CITY	07/17/2014	245,000.00	1.950	07/17/2019	245,000.00	1826	245,000.00	1.950	229
02587CAF7	5751	1	FNC 14-32 (AMEX BANK) PA	07/17/2014	245,000.00	1.950	07/17/2019	245,000.00	1826	245,000.00	1.950	229
02587CAF7	5752	1	FNC 14-33 (AMEX BANK) YES	07/17/2014	245,000.00	1.950	07/17/2019	245,000.00	1826	245,000.00	1.950	229
46640QUN9	6409	1	VS 18-02 (JPM)	11/06/2018	4,895,725.00	2.910	07/22/2019	5,000,000.00	258	5,000,000.00	2.972	234
538036CA0	5802	1	HC 14-08 (LIVE OAK) CITY	10/30/2014	245,000.00	1.850	07/30/2019	245,000.00	1734	245,000.00	1.850	242
538036CA0	5803	1	HC 14-09 (LIVE OAK) PA	10/30/2014	245,000.00	1.850	07/30/2019	245,000.00	1734	245,000.00	1.850	242
538036CA0	5804	1	HC 14-10 (LIVE OAK) YES	10/30/2014	245,000.00	1.850	07/30/2019	245,000.00	1734	245,000.00	1.850	242
54438CRE4	5844	1	GP 15-01 (LA COMM COLL DIS	01/08/2015	1,001,200.00	2.058	08/01/2019	1,000,000.00	1666	1,000,000.00	2.030	244
02665WAH4	5781	1	GP 14-34 (HONDA)	09/16/2014	1,997,226.00	2.250	08/15/2019	2,000,000.00	1794	2,000,000.00	2.280	258
32057GAG4	5948	1	FNC 15-30 (First Intl BT)City	10/16/2015	245,000.00	1.500	08/16/2019	245,000.00	1400	245,000.00	1.500	259
32057GAG4	5949	1	FNC 15-31 (First Intl BT)PA	10/16/2015	245,000.00	1.500	08/16/2019	245,000.00	1400	245,000.00	1.500	259
32057GAG4	5950	1	FNC 15-32 (First Intl BT)YES	10/16/2015	245,000.00	1.500	08/16/2019	245,000.00	1400	245,000.00	1.500	259
61747MYE5	6293	1	FNC 17-25 (MorganStanley)Cit	08/17/2017	245,000.00	1.700	08/19/2019	245,000.00	732	245,000.00	1.700	262
61747MYE5	6294	1	FNC 17-26 (MorganStanley)PA	08/17/2017	245,000.00	1.700	08/19/2019	245,000.00	732	245,000.00	1.700	262
61747MYE5	6295	1	FNC 17-27 (MorganStanley)YE	08/17/2017	245,000.00	1.700	08/19/2019	245,000.00	732	245,000.00	1.700	262
61760ACZ0	6296	1	FNC 17-28 (MorganStanleyPrv)	08/17/2017	245,000.00	1.700	08/19/2019	245,000.00	732	245,000.00	1.700	262
61760ACZ0	6297	1	FNC 17-29 (MorganStanleyPrv)	08/17/2017	245,000.00	1.700	08/19/2019	245,000.00	732	245,000.00	1.700	262
61760ACZ0	6298	1	FNC 17-30 (MorganStanleyPrv)	08/17/2017	245,000.00	1.700	08/19/2019	245,000.00	732	245,000.00	1.700	262
71270QGB6	5766	1	GP 14-28 (PEOPLES UNITED)	08/27/2014	245,000.00	1.950	08/27/2019	245,000.00	1826	245,000.00	1.950	270
71270QGB6	5767	1	GP 14-29 (PEOPLES UNITED)	08/27/2014	245,000.00	1.950	08/27/2019	245,000.00	1826	245,000.00	1.950	270
71270QGB6	5768	1	GP 14-30 (PEOPLES UNITED)	08/27/2014	245,000.00	1.950	08/27/2019	245,000.00	1826	245,000.00	1.950	270
33581VAE9	5911	1	GP 15-18 (First Neighbor)City	09/03/2015	245,000.00	1.600	09/03/2019	245,000.00	1461	245,000.00	1.600	277
33581VAE9	5912	1	GP 15-19 (First Neighbor)PA	09/03/2015	245,000.00	1.600	09/03/2019	245,000.00	1461	245,000.00	1.600	277
33581VAE9	5913	1	GP 15-20 (First Neighbor)YES	09/03/2015	245,000.00	1.600	09/03/2019	245,000.00	1461	245,000.00	1.600	277
55406JAM4	5914	1	GP 15-21 (MY Safra)City	09/03/2015	245,000.00	1.600	09/03/2019	245,000.00	1461	245,000.00	1.600	277
55406JAM4	5915	1	GP 15-22 (MY Safra)PA	09/03/2015	245,000.00	1.600	09/03/2019	245,000.00	1461	245,000.00	1.600	277
55406JAM4	5916	1	GP 15-23 (MY Safra)YES	09/03/2015	245,000.00	1.600	09/03/2019	245,000.00	1461	245,000.00	1.600	277
69371RM29	5883	1	GP 15-08 (Paccar)	04/14/2015	1,127,844.81	2.200	09/15/2019	1,107,000.00	1615	1,107,000.00	1.755	289
31938QP24	5917	1	HC 15-13 (First Bus Bank)City	09/16/2015	245,000.00	1.700	09/16/2019	245,000.00	1461	245,000.00	1.700	290
31938QP24	5918	1	HC 15-14 (First Bus Bank)PA	09/16/2015	245,000.00	1.700	09/16/2019	245,000.00	1461	245,000.00	1.700	290
31938QP24	5919	1	HC 15-15 (First Bus Bank)YES	09/16/2015	245,000.00	1.700	09/16/2019	245,000.00	1461	245,000.00	1.700	290
465076JL2	6175	1	FNC 16-49 (IDB)City	09/14/2016	245,000.00	1.300	09/16/2019	245,000.00	1097	245,000.00	1.300	290



Run Date: 12/17/2018 3:27:43 PM

Investments Outstanding As Of Date: 11/30/2018

INVENTORY BY MATURITY REPORT

CUSIP	Investment #	Fund	Issuer	Purchase Date	Current Book	Current Rate	Maturity Date	Maturity Amount	Total Days From Purc	Current Par	YTM	Days to Maturity
465076JL2	6176		1 FNC 16-50 (IDB)PA	09/14/2016	245,000.00	1.300	09/16/2019	245,000.00	1097	245,000.00	1.300	290
465076JL2	6177		1 FNC 16-51 (IDB)YES	09/14/2016	245,000.00	1.300	09/16/2019	245,000.00	1097	245,000.00	1.300	290
38147J5J7	5773		1 HC 14-02 (GOLDMAN SACHS)	09/17/2014	245,000.00	2.100	09/17/2019	245,000.00	1826	245,000.00	2.100	291
38147J5J7	5774		1 HC 14-03 (GOLDMAN SACHS)	09/17/2014	245,000.00	2.100	09/17/2019	245,000.00	1826	245,000.00	2.100	291
05580AAU8	5778		1 HC 14-04 (BMW) CITY	09/19/2014	245,000.00	2.100	09/19/2019	245,000.00	1826	245,000.00	2.100	293
05580AAU8	5779		1 HC 14-05 (BMW) PA	09/19/2014	245,000.00	2.100	09/19/2019	245,000.00	1826	245,000.00	2.100	293
05580AAU8	5780		1 HC 14-06 (BMW) YES	09/19/2014	245,000.00	2.100	09/19/2019	245,000.00	1826	245,000.00	2.100	293
48125LRG9	6407		1 GP 18-22 (JPM)	11/05/2018	1,980,632.00	1.650	09/23/2019	2,000,000.00	322	2,000,000.00	2.990	297
13063DDD7	6358		1 RJ 18-01 (Cal GO)	03/06/2018	2,000,000.00	2.250	10/01/2019	2,000,000.00	574	2,000,000.00	2.250	305
140420PS3	5793		1 FNC 14-34 (Cap One)City	10/08/2014	245,000.00	2.100	10/08/2019	245,000.00	1826	245,000.00	2.100	312
140420PS3	5794		1 FNC 14-35 (Cap One)PA	10/08/2014	245,000.00	2.100	10/08/2019	245,000.00	1826	245,000.00	2.100	312
140420PS3	5795		1 FNC 14-36 (Cap One)YES	10/08/2014	245,000.00	2.100	10/08/2019	245,000.00	1826	245,000.00	2.100	312
59828PBU3	5784		1 VS 14-13 (MIDWIL) CITY	10/15/2014	245,000.00	2.000	10/15/2019	245,000.00	1826	245,000.00	2.000	319
59828PBU3	5785		1 VS 14-14 (MIDWIL) PA	10/15/2014	245,000.00	2.000	10/15/2019	245,000.00	1826	245,000.00	2.000	319
59828PBU3	5786		1 VS 14-15 (MIDWIL) YES	10/15/2014	245,000.00	2.000	10/15/2019	245,000.00	1826	245,000.00	2.000	319
33646CFT6	5954		1 FNC 15-36 (1st Source)City	10/14/2015	245,000.00	1.500	10/15/2019	245,000.00	1462	245,000.00	1.500	319
33646CFT6	5955		1 FNC 15-37 (1st Source)PA	10/14/2015	245,000.00	1.500	10/15/2019	245,000.00	1462	245,000.00	1.500	319
33646CFT6	5956		1 FNC 15-38 (1st Source)YES	10/14/2015	245,000.00	1.500	10/15/2019	245,000.00	1462	245,000.00	1.500	319
805337AG7	5963		1 FNC 15-45 (Svgs Institute BT)	10/14/2015	245,000.00	1.500	10/15/2019	245,000.00	1462	245,000.00	1.500	319
805337AG7	5964		1 FNC 15-46 (Svgs Institute BT)	10/14/2015	245,000.00	1.500	10/15/2019	245,000.00	1462	245,000.00	1.500	319
805337AG7	5965		1 FNC 15-47 (Svgs Institute BT)	10/14/2015	245,000.00	1.500	10/15/2019	245,000.00	1462	245,000.00	1.500	319
52168UCV2	5787		1 VS 14-16 (LEADER) CITY	10/21/2014	245,000.00	2.000	10/21/2019	245,000.00	1826	245,000.00	2.000	325
52168UCV2	5788		1 VS 14-17 (LEADER) PA	10/21/2014	245,000.00	2.000	10/21/2019	245,000.00	1826	245,000.00	2.000	325
52168UCV2	5789		1 VS 14-18 (LEADER) YES	10/21/2014	245,000.00	2.000	10/21/2019	245,000.00	1826	245,000.00	2.000	325
60425SDY2	5811		1 VS 14-25 (MINNWEST SO) CIT	10/30/2014	245,000.00	1.800	10/30/2019	245,000.00	1826	245,000.00	1.800	334
60425SDY2	5812		1 VS 14-26 (MINNWEST SO) PA	10/30/2014	245,000.00	1.800	10/30/2019	245,000.00	1826	245,000.00	1.800	334
60425SDY2	5813		1 VS 14-27 (MINNWEST SO) YES	10/30/2014	245,000.00	1.800	10/30/2019	245,000.00	1826	245,000.00	1.800	334
34387AAX7	5799		1 GP 14-42 (FLUSHING) CITY	10/31/2014	245,000.00	2.000	10/31/2019	245,000.00	1826	245,000.00	2.000	335
34387AAX7	5800		1 GP 14-43 (FLUSHING) PA	10/31/2014	245,000.00	2.000	10/31/2019	245,000.00	1826	245,000.00	2.000	335
34387AAX7	5801		1 GP 14-44 (FLUSHING) YES	10/31/2014	245,000.00	2.000	10/31/2019	245,000.00	1826	245,000.00	2.000	335
549103QN2	5808		1 VS 14-22 (LUANA) CITY	11/05/2014	245,000.00	1.850	11/05/2019	245,000.00	1826	245,000.00	1.850	340
549103QN2	5809		1 VS 14-23 (LUANA) PA	11/05/2014	245,000.00	1.850	11/05/2019	245,000.00	1826	245,000.00	1.850	340
549103QN2	5810		1 VS 14-24 (LUANA) YES	11/05/2014	245,000.00	1.850	11/05/2019	245,000.00	1826	245,000.00	1.850	340



Run Date: 12/17/2018 3:27:43 PM

Investments Outstanding As Of Date: 11/30/2018

INVENTORY BY MATURITY REPORT

CUSIP	Investment #	Fund	Issuer	Purchase Date	Current Book	Current Rate	Maturity Date	Maturity Amount	Total Days From Purc	Current Par	YTM	Days to Maturity
3133EEBN9	5828		1 GS 14-06 (BULLET)	11/12/2014	3,000,000.00	1.800	11/12/2019	3,000,000.00	1826	3,000,000.00	1.800	347
063248EX2	5825		1 SN 14-01 (BANK LEUMI) CITY	11/25/2014	245,000.00	2.000	11/25/2019	245,000.00	1826	245,000.00	2.000	360
063248EX2	5826		1 SN 14-02 (BANK LEUMI) PA	11/25/2014	245,000.00	2.000	11/25/2019	245,000.00	1826	245,000.00	2.000	360
063248EX2	5827		1 SN 14-03 (BANK LEUMI) YES	11/25/2014	245,000.00	2.000	11/25/2019	245,000.00	1826	245,000.00	2.000	360
478160BM5	5845		1 GP 14-48 (JNJ)	12/08/2014	3,000,690.00	1.875	12/05/2019	3,000,000.00	1823	3,000,000.00	1.870	370
3135G0A78	5899		1 VS 15-07 (FNMA Bullet)	05/20/2015	3,004,147.23	1.625	01/21/2020	3,000,000.00	1707	3,000,000.00	1.594	417
94974BGF1	6143		1 WF 16-06 (Wells Fargo)	07/20/2016	3,047,472.00	2.150	01/30/2020	3,000,000.00	1289	3,000,000.00	1.686	426
3733844Q6	6149		1 GP 16-47 (Georgia GO)	07/29/2016	1,078,014.00	2.000	02/01/2020	1,050,000.00	1282	1,050,000.00	1.220	428
501798JY9	6199		1 FNC 16-58 (LCA)City	10/14/2016	245,000.00	1.300	02/14/2020	245,000.00	1218	245,000.00	1.300	441
501798JY9	6200		1 FNC 16-59 (LCA)PA	10/14/2016	245,000.00	1.300	02/14/2020	245,000.00	1218	245,000.00	1.300	441
501798JY9	6201		1 FNC 16-60 (LCA)YES	10/14/2016	245,000.00	1.300	02/14/2020	245,000.00	1218	245,000.00	1.300	441
3133EFZT7	6045		1 VS 16-02 (NC 2-24-17)CC	02/24/2016	3,000,000.00	1.400	02/24/2020	3,000,000.00	1461	3,000,000.00	1.400	451
06406HCZ0	6205		1 GP 16-60 (BNYMellon)	10/27/2016	3,050,010.00	2.150	02/24/2020	3,000,000.00	1215	3,000,000.00	1.633	451
313378J77	6062		1 WB 16-02 (Bullet)	02/23/2016	3,069,117.00	1.875	03/13/2020	3,000,000.00	1480	3,000,000.00	1.290	469
13063CSQ4	5889		1 GP 15-10 (Cal GO)	04/29/2015	2,009,300.00	1.800	04/01/2020	2,000,000.00	1799	2,000,000.00	1.701	488
20033APW0	6071		1 GP 16-18 (Comenity Cap)City	04/11/2016	245,000.00	1.500	04/13/2020	245,000.00	1463	245,000.00	1.500	500
20033APW0	6072		1 GP 16-19 (Comenity Cap)PA	04/11/2016	245,000.00	1.500	04/13/2020	245,000.00	1463	245,000.00	1.500	500
20033APW0	6073		1 GP 16-20 (Comenity Cap)YES	04/11/2016	245,000.00	1.500	04/13/2020	245,000.00	1463	245,000.00	1.500	500
02006L2F9	6272		1 GP 17-17 (Ally)City	04/24/2017	245,000.00	1.800	04/20/2020	245,000.00	1092	245,000.00	1.800	507
02006L2F9	6273		1 GP 17-18 (Ally)PA	04/24/2017	245,000.00	1.800	04/20/2020	245,000.00	1092	245,000.00	1.800	507
02006L2F9	6274		1 GP 17-19 (Ally)YES	04/24/2017	245,000.00	1.800	04/20/2020	245,000.00	1092	245,000.00	1.800	507
38148JRS2	5884		1 GP 15-09 (GoldmanSachs)CITY	04/22/2015	245,000.00	1.900	04/22/2020	245,000.00	1827	245,000.00	1.900	509
08173QBP0	6101		1 FNC 16-25 (Beneficial Bank)Cit	05/12/2016	243,583.90	1.250	04/27/2020	245,000.00	1446	245,000.00	1.400	514
08173QBP0	6102		1 FNC 16-26 (Beneficial Bank)PA	05/12/2016	243,583.90	1.250	04/27/2020	245,000.00	1446	245,000.00	1.400	514
08173QBP0	6103		1 FNC 16-27 (Beneficial Bank)YE	05/12/2016	243,583.90	1.250	04/27/2020	245,000.00	1446	245,000.00	1.400	514
02587DXK9	5886		1 FNC 15-14 (Amex Centurion)Y	04/29/2015	245,000.00	1.850	04/29/2020	245,000.00	1827	245,000.00	1.850	516
02587DXK9	5887		1 FNC 15-13 (Amex Centurion)P	04/29/2015	245,000.00	1.850	04/29/2020	245,000.00	1827	245,000.00	1.850	516
713448CS5	5924		1 HC 15-16 (Pepsico)	09/17/2015	888,570.00	1.850	04/30/2020	900,000.00	1687	900,000.00	2.140	517
713448CS5	5929		1 VS 15-12 (Pepsico)	09/18/2015	1,972,520.00	1.850	04/30/2020	2,000,000.00	1686	2,000,000.00	2.164	517
283309KP6	5978		1 GP 15-40 (El Monte SD)	10/09/2015	1,026,580.00	2.613	05/01/2020	1,000,000.00	1666	1,000,000.00	2.000	518
91412GQB4	5920		1 GP 15-24 (UC Rev)	09/08/2015	1,828,631.75	1.995	05/15/2020	1,825,000.00	1711	1,825,000.00	1.950	532
91412GD44	6078		1 WF 16-01 (UC Reg)	04/20/2016	2,000,000.00	1.490	05/15/2020	2,000,000.00	1486	2,000,000.00	1.490	532
80168FLZ7	6170		1 GP 16-50 (SantaClaraValleyWD)	08/18/2016	1,287,562.50	2.157	06/01/2020	1,250,000.00	1383	1,250,000.00	1.340	549



Run Date: 12/17/2018 3:27:43 PM

Investments Outstanding As Of Date: 11/30/2018

INVENTORY BY MATURITY REPORT

CUSIP	Investment #	Fund	Issuer	Purchase Date	Current Book	Current Rate	Maturity Date	Maturity Amount	Total Days From Purc	Current Par	YTM	Days to Maturity
3135G0D75	6010		1 GP 15-59 (FNMA Bullet)	10/28/2015	3,011,148.00	1.500	06/22/2020	3,000,000.00	1699	3,000,000.00	1.417	570
27113PAQ4	5987		1 FNC 15-54 (E Boston SB)City	10/30/2015	245,000.00	1.600	06/30/2020	245,000.00	1705	245,000.00	1.600	578
27113PAQ4	5988		1 FNC 15-55 (E Boston SB)PA	10/30/2015	245,000.00	1.600	06/30/2020	245,000.00	1705	245,000.00	1.600	578
27113PAQ4	5989		1 FNC 15-56 (E Boston SB)YES	10/30/2015	245,000.00	1.600	06/30/2020	245,000.00	1705	245,000.00	1.600	578
842477TV3	6137		1 GP 16-38 (SCPPA)	07/08/2016	2,058,400.00	2.029	07/01/2020	2,000,000.00	1454	2,000,000.00	1.274	579
14042E4P2	5904		1 FNC 15-17 (CapOneNat)YES	07/15/2015	245,000.00	2.300	07/15/2020	245,000.00	1827	245,000.00	2.300	593
14042E4P2	5905		1 FNC 15-16 (CapOneNat)PA	07/15/2015	245,000.00	2.300	07/15/2020	245,000.00	1827	245,000.00	2.300	593
14042E4P2	5906		1 FNC 15-15 (CapOneNat)City	07/15/2015	245,000.00	2.300	07/15/2020	245,000.00	1827	245,000.00	2.300	593
108622EL1	5960		1 FNC 15-42 (Bridgewater)City	10/16/2015	245,000.00	1.600	07/16/2020	245,000.00	1735	245,000.00	1.600	594
108622EL1	5961		1 FNC 15-43 (Bridgewater)PA	10/16/2015	245,000.00	1.600	07/16/2020	245,000.00	1735	245,000.00	1.600	594
108622EL1	5962		1 FNC 15-44 (Bridgewater)YES	10/16/2015	245,000.00	1.600	07/16/2020	245,000.00	1735	245,000.00	1.600	594
69353RES3	6404		1 GP 18-20 (PNC)	10/31/2018	2,990,166.67	2.600	07/21/2020	3,000,000.00	629	3,000,000.00	3.230	599
15118RLD7	6130		1 FNC 16-37 (Celtic Bank)City	07/26/2016	245,000.00	1.200	07/27/2020	245,000.00	1462	245,000.00	1.200	605
15118RLD7	6131		1 FNC 16-38 (Celtic Bank)PA	07/26/2016	245,000.00	1.200	07/27/2020	245,000.00	1462	245,000.00	1.200	605
15118RLD7	6132		1 FNC 16-39 (Celtic Bank)YES	07/26/2016	245,000.00	1.200	07/27/2020	245,000.00	1462	245,000.00	1.200	605
3130A5Z77	5928		1 WB 15-01 (FHLB Bullet)	09/16/2015	5,031,600.00	1.830	07/29/2020	5,000,000.00	1778	5,000,000.00	1.694	607
29976DZK9	5907		1 GP 15-16 (Everbank)YES	07/30/2015	245,000.00	2.000	07/30/2020	245,000.00	1827	245,000.00	2.000	608
29976DZK9	5908		1 GP 15-15 (Everbank)PA	07/30/2015	245,000.00	2.000	07/30/2020	245,000.00	1827	245,000.00	2.000	608
29976DZK9	5909		1 GP 15-14 (Everbank)City	07/30/2015	245,000.00	2.000	07/30/2020	245,000.00	1827	245,000.00	2.000	608
063615BE7	5939		1 FNC 15-25 (Bank Midwest)PA	10/14/2015	245,000.00	1.750	08/14/2020	245,000.00	1766	245,000.00	1.750	623
063615BE7	5940		1 FNC 15-26 (Bank Midwest)YES	10/14/2015	245,000.00	1.750	08/14/2020	245,000.00	1766	245,000.00	1.750	623
063615BE7	5941		1 FNC 15-24 (Bank Midwest)City	10/14/2015	245,000.00	1.750	08/14/2020	245,000.00	1766	245,000.00	1.750	623
95960NJG3	5945		1 GP 15-30 (West SB)City	10/15/2015	245,000.00	1.850	08/14/2020	245,000.00	1765	245,000.00	1.850	623
95960NJG3	5946		1 GP 15-31 (West SB)PA	10/15/2015	245,000.00	1.850	08/14/2020	245,000.00	1765	245,000.00	1.850	623
95960NJG3	5947		1 GP 15-32 (West SB)YES	10/15/2015	245,000.00	1.850	08/14/2020	245,000.00	1765	245,000.00	1.850	623
330459BM9	6155		1 FNC 16-40 (FNB)CITY	08/17/2016	245,000.00	1.200	08/17/2020	245,000.00	1461	245,000.00	1.200	626
330459BM9	6156		1 FNC 16-41 (FNB)PA	08/17/2016	245,000.00	1.200	08/17/2020	245,000.00	1461	245,000.00	1.200	626
330459BM9	6157		1 FNC 16-42 (FNB)YES	08/17/2016	245,000.00	1.200	08/17/2020	245,000.00	1461	245,000.00	1.200	626
20416LAC3	6290		1 FNC 17-22 (CommTrust)City	08/18/2017	245,000.00	1.850	08/18/2020	245,000.00	1096	245,000.00	1.850	627
20416LAC3	6291		1 FNC 17-23 (CommTrust)PA	08/18/2017	245,000.00	1.850	08/18/2020	245,000.00	1096	245,000.00	1.850	627
20416LAC3	6292		1 FNC 17-24 (CommTrust)YES	08/18/2017	245,000.00	1.850	08/18/2020	245,000.00	1096	245,000.00	1.850	627
3134G3F96	5986		1 WB 15-03 (Bullet)	10/16/2015	1,333,473.24	1.650	08/28/2020	1,320,000.00	1778	1,320,000.00	1.432	637
912828VV9	6023		1 GP 15-64 (Treasury)	12/16/2015	3,056,700.00	2.125	08/31/2020	3,000,000.00	1720	3,000,000.00	1.705	640



Run Date: 12/17/2018 3:27:43 PM

Investments Outstanding As Of Date: 11/30/2018

INVENTORY BY MATURITY REPORT

CUSIP	Investment #	Fund	Issuer	Purchase Date	Current Book	Current Rate	Maturity Date	Maturity Amount	Total Days From Purc	Current Par	YTM	Days to Maturity
053015AD5	5923		1 GP 15-25 (ADP)	09/15/2015	3,013,950.00	2.250	09/15/2020	3,000,000.00	1827	3,000,000.00	2.151	655
956310AE6	6178		1 FNC 16-52 (West Town)City	09/23/2016	245,000.00	1.250	09/23/2020	245,000.00	1461	245,000.00	1.250	663
956310AE6	6179		1 FNC 16-53 (West Town)PA	09/23/2016	245,000.00	1.250	09/23/2020	245,000.00	1461	245,000.00	1.250	663
956310AE6	6180		1 FNC 16-54 (West Town)YES	09/23/2016	245,000.00	1.250	09/23/2020	245,000.00	1461	245,000.00	1.250	663
3136G4PK3	6340		1 GP 17-44 (1X CALL)	12/21/2017	1,239,500.00	1.750	09/28/2020	1,250,000.00	1012	1,250,000.00	2.063	668
761402AZ9	5942		1 FNC 15-27 (Revere Bank)City	09/30/2015	245,000.00	1.800	09/30/2020	245,000.00	1827	245,000.00	1.800	670
761402AZ9	5943		1 FNC 15-28 (Revere Bank)PA	09/30/2015	245,000.00	1.800	09/30/2020	245,000.00	1827	245,000.00	1.800	670
761402AZ9	5944		1 FNC 15-29 (Revere Bank)YES	09/30/2015	245,000.00	1.800	09/30/2020	245,000.00	1827	245,000.00	1.800	670
12325EGX4	5969		1 GP 15-33 (Bus Bank SL)City	10/15/2015	245,000.00	1.700	10/15/2020	245,000.00	1827	245,000.00	1.700	685
12325EGX4	5970		1 GP 15-34 (Bus Bank SL)PA	10/15/2015	245,000.00	1.700	10/15/2020	245,000.00	1827	245,000.00	1.700	685
12325EGX4	5971		1 GP 15-35 (Bus Bank SL)YES	10/15/2015	245,000.00	1.700	10/15/2020	245,000.00	1827	245,000.00	1.700	685
48125LRR5	6400		1 GP 18-19 (JPM Float)	10/19/2018	1,000,000.00	2.790	10/19/2020	1,000,000.00	731	1,000,000.00	2.790	689
17325FAK4	6323		1 GP 17-35 (Citi)	10/20/2017	2,000,000.00	2.648	10/20/2020	2,000,000.00	1096	2,000,000.00	2.648	690
51210SKY2	5951		1 FNC 15-35 (Lakeside)YES	10/23/2015	245,000.00	1.850	10/23/2020	245,000.00	1827	245,000.00	1.850	693
51210SKY2	5952		1 FNC 15-33 (Lakeside)City	10/23/2015	245,000.00	1.850	10/23/2020	245,000.00	1827	245,000.00	1.850	693
51210SKY2	5953		1 FNC 15-34 (Lakeside)PA	10/23/2015	245,000.00	1.850	10/23/2020	245,000.00	1827	245,000.00	1.850	693
029728AP7	5979		1 GP 15-41 (Amer St Bnk)City	10/23/2015	245,000.00	1.750	10/23/2020	245,000.00	1827	245,000.00	1.750	693
029728AP7	5980		1 GP 15-42 (Amer St Bnk)PA	10/23/2015	245,000.00	1.750	10/23/2020	245,000.00	1827	245,000.00	1.750	693
029728AP7	5981		1 GP 15-43 (Amer St Bnk)YES	10/23/2015	245,000.00	1.750	10/23/2020	245,000.00	1827	245,000.00	1.750	693
3133EFLZ8	6011		1 GP 15-60 (FFCB Bullet)	10/28/2015	2,999,709.00	1.460	10/28/2020	3,000,000.00	1827	3,000,000.00	1.462	698
91330ABCO	6006		1 GP 15-53 (Unity)City	10/30/2015	245,000.00	1.650	10/30/2020	245,000.00	1827	245,000.00	1.650	700
91330ABCO	6007		1 GP 15-54 (Unity)PA	10/30/2015	245,000.00	1.650	10/30/2020	245,000.00	1827	245,000.00	1.650	700
91330ABCO	6008		1 GP 15-55 (Unity)YES	10/30/2015	245,000.00	1.650	10/30/2020	245,000.00	1827	245,000.00	1.650	700
45822NAT7	6012		1 GP 15-56 (Integrity)City	11/06/2015	245,000.00	1.650	11/06/2020	245,000.00	1827	245,000.00	1.650	707
45822NAT7	6013		1 GP 15-57 (Integrity)PA	11/06/2015	245,000.00	1.650	11/06/2020	245,000.00	1827	245,000.00	1.650	707
45822NAT7	6014		1 GP 15-58 (Integrity)YES	11/06/2015	245,000.00	1.650	11/06/2020	245,000.00	1827	245,000.00	1.650	707
204161AL7	6097		1 FNC 16-22(CommunityBankTx)	05/13/2016	245,000.00	1.400	11/13/2020	245,000.00	1645	245,000.00	1.400	714
204161AL7	6098		1 FNC 16-23(CommunityBankTx)	05/13/2016	245,000.00	1.400	11/13/2020	245,000.00	1645	245,000.00	1.400	714
204161AL7	6099		1 FNC 16-24(CommunityBankTx)	05/13/2016	245,000.00	1.400	11/13/2020	245,000.00	1645	245,000.00	1.400	714
814414AB4	6017		1 FNC 15-60 (Sec Natl)City	11/16/2015	245,000.00	1.650	11/16/2020	245,000.00	1827	245,000.00	1.650	717
814414AB4	6018		1 FNC 15-61 (Sec Natl)PA	11/16/2015	245,000.00	1.650	11/16/2020	245,000.00	1827	245,000.00	1.650	717
814414AB4	6019		1 FNC 15-62 (Sec Natl)YES	11/16/2015	245,000.00	1.650	11/16/2020	245,000.00	1827	245,000.00	1.650	717
912828M98	6213		1 WF 16-19 (Treasury)	11/15/2016	2,008,125.00	1.625	11/30/2020	2,000,000.00	1476	2,000,000.00	1.521	731



Run Date: 12/17/2018 3:27:43 PM

Investments Outstanding As Of Date: 11/30/2018

INVENTORY BY MATURITY REPORT

CUSIP	Investment #	Fund	Issuer	Purchase Date	Current Book	Current Rate	Maturity Date	Maturity Amount	Total Days From Purc	Current Par	YTM	Days to Maturity
3130A3UQ5	6032		1 WB 16-01 (Bullet)	01/19/2016	3,045,480.00	1.875	12/11/2020	3,000,000.00	1788	3,000,000.00	1.552	742
3130A8P80	6133		1 UBS 16-04 (NC 10-19-16)CC	07/19/2016	3,000,000.00	1.400	01/19/2021	3,000,000.00	1645	3,000,000.00	1.400	781
32110YJM8	6229		1 FNC 17-01 (FirstNatIBkAmer)Ci	01/20/2017	245,000.00	1.950	01/20/2021	245,000.00	1461	245,000.00	1.950	782
32110YJM8	6230		1 FNC 17-02 (FirstNatIBkAmer)P	01/20/2017	245,000.00	1.950	01/20/2021	245,000.00	1461	245,000.00	1.950	782
32110YJM8	6231		1 FNC 17-03 (FirstNatIBkAmer)Y	01/20/2017	245,000.00	1.950	01/20/2021	245,000.00	1461	245,000.00	1.950	782
40434AL49	6042		1 FNC 16-07 (HSBC-1XCallStep)	01/29/2016	245,000.00	3.150	01/29/2021	245,000.00	1827	245,000.00	3.150	791
40434AL49	6043		1 FNC 16-08 (HSBC-1XCallStep)P	01/29/2016	245,000.00	3.150	01/29/2021	245,000.00	1827	245,000.00	3.150	791
40434AL49	6044		1 FNC 16-09 (HSBC-1XCallStep)Y	01/29/2016	245,000.00	3.150	01/29/2021	245,000.00	1827	245,000.00	3.150	791
301074CG3	6036		1 GP 16-05 (Exchange)City	02/12/2016	245,000.00	1.700	02/12/2021	245,000.00	1827	245,000.00	1.700	805
301074CG3	6037		1 GP 16-06 (Exchange)PA	02/12/2016	245,000.00	1.700	02/12/2021	245,000.00	1827	245,000.00	1.700	805
301074CG3	6038		1 GP 16-07 (Exchange)YES	02/12/2016	245,000.00	1.700	02/12/2021	245,000.00	1827	245,000.00	1.700	805
46147URK8	6051		1 FNC 16-13 (InvestorsCommuni	02/19/2016	245,000.00	1.600	02/19/2021	245,000.00	1827	245,000.00	1.600	812
46147URK8	6052		1 FNC 16-14 (InvestorsCommuni	02/19/2016	245,000.00	1.600	02/19/2021	245,000.00	1827	245,000.00	1.600	812
46147URK8	6053		1 FNC 16-15 (InvestorsCommuni	02/19/2016	245,000.00	1.600	02/19/2021	245,000.00	1827	245,000.00	1.600	812
3136G2YU5	6050		1 VS 16-03 (NC 2-24-17)1X	02/24/2016	2,000,000.00	1.500	02/24/2021	2,000,000.00	1827	2,000,000.00	1.500	817
3130A7CL7	6060		1 FS 16-01 (NC 8-26-16)CC	02/26/2016	239,880.00	1.690	02/26/2021	240,000.00	1827	240,000.00	1.700	819
3135G0J20	6224		1 HC 16-10 (FNMA Bullet)	12/20/2016	1,954,790.34	1.375	02/26/2021	2,000,000.00	1529	2,000,000.00	1.940	819
48714LAC3	6249		1 FNC 17-07 (Kearny)City	02/28/2017	245,000.00	1.750	03/01/2021	245,000.00	1462	245,000.00	1.750	822
48714LAC3	6250		1 FNC 17-08 (Kearny)PA	02/28/2017	245,000.00	1.750	03/01/2021	245,000.00	1462	245,000.00	1.750	822
48714LAC3	6251		1 FNC 17-09 (Kearny)YES	02/28/2017	245,000.00	1.750	03/01/2021	245,000.00	1462	245,000.00	1.750	822
313382K69	6105		1 WB 16-03 (Bullet)	05/20/2016	3,040,116.00	1.750	03/12/2021	3,000,000.00	1757	3,000,000.00	1.461	833
437076BL5	6104		1 GP 16-29 (Home Depot)	05/13/2016	3,041,520.00	2.000	04/01/2021	3,000,000.00	1784	3,000,000.00	1.703	853
13063DGA0	6371		1 GP 18-12 (Cal GO)	04/25/2018	3,600,144.00	2.800	04/01/2021	3,600,000.00	1072	3,600,000.00	2.799	853
3130A7QK4	6070		1 GP 16-17 (NC 7-26-16)CC	04/26/2016	3,000,000.00	1.700	04/26/2021	3,000,000.00	1826	3,000,000.00	1.700	878
89214PBJ7	6368		1 GP 18-08 (Townebank)City	04/27/2018	245,000.00	2.700	04/27/2021	245,000.00	1096	245,000.00	2.700	879
89214PBJ7	6369		1 GP 18-09 (Townebank)PA	04/27/2018	245,000.00	2.700	04/27/2021	245,000.00	1096	245,000.00	2.700	879
89214PBJ7	6370		1 GP 18-10 (Townebank)YES	04/27/2018	245,000.00	2.700	04/27/2021	245,000.00	1096	245,000.00	2.700	879
13066YTY5	6184		1 GP 16-54 (CA Wtr Resource)	09/28/2016	4,823,687.10	1.713	05/01/2021	4,823,687.10	1676	4,823,687.10	1.713	883
58733ACR8	6087		1 GP 16-25 (Mercantil)City	05/13/2016	245,000.00	1.600	05/13/2021	245,000.00	1826	245,000.00	1.600	895
58733ACR8	6088		1 GP 16-26 (Mercantil)PA	05/13/2016	245,000.00	1.600	05/13/2021	245,000.00	1826	245,000.00	1.600	895
58733ACR8	6089		1 GP 16-27 (Mercantil)YES	05/13/2016	245,000.00	1.600	05/13/2021	245,000.00	1826	245,000.00	1.600	895
16116PHP9	6090		1 HC 16-05 (Charter Bank)City	05/13/2016	245,000.00	1.450	05/13/2021	245,000.00	1826	245,000.00	1.450	895
16116PHP9	6091		1 HC 16-06 (Charter Bank)PA	05/13/2016	245,000.00	1.450	05/13/2021	245,000.00	1826	245,000.00	1.450	895



Run Date: 12/17/2018 3:27:43 PM

Investments Outstanding As Of Date: 11/30/2018

INVENTORY BY MATURITY REPORT

CUSIP	Investment #	Fund	Issuer	Purchase Date	Current Book	Current Rate	Maturity Date	Maturity Amount	Total Days From Purc	Current Par	YTM	Days to Maturity
16116PHP9	6092	1	HC 16-07 (Charter Bank)YES	05/13/2016	245,000.00	1.450	05/13/2021	245,000.00	1826	245,000.00	1.450	895
203507BA5	6117	1	GP 16-32 (Comm Bank Pas)CI	06/16/2016	245,000.00	1.550	05/15/2021	245,000.00	1794	245,000.00	1.550	897
203507BA5	6118	1	GP 16-33 (Comm Bank Pas)PA	06/16/2016	245,000.00	1.550	05/15/2021	245,000.00	1794	245,000.00	1.550	897
203507BA5	6119	1	GP 16-34 (Comm Bank Pas)YE	06/16/2016	245,000.00	1.550	05/15/2021	245,000.00	1794	245,000.00	1.550	897
857477AV5	6106	1	GP 16-30 (State Street)	05/25/2016	1,007,363.90	1.950	05/19/2021	1,010,000.00	1820	1,010,000.00	2.005	901
857477AV5	6120	1	WF 16-02 (State Street)	05/25/2016	1,594,842.60	1.950	05/19/2021	1,599,000.00	1820	1,599,000.00	2.005	901
66736AAT6	6094	1	FNC 16-19 (Northwest)City	05/20/2016	245,000.00	1.450	05/20/2021	245,000.00	1826	245,000.00	1.450	902
66736AAT6	6095	1	FNC 16-20 (Northwest)PA	05/20/2016	245,000.00	1.450	05/20/2021	245,000.00	1826	245,000.00	1.450	902
66736AAT6	6096	1	FNC 16-21 (Northwest)YES	05/20/2016	245,000.00	1.450	05/20/2021	245,000.00	1826	245,000.00	1.450	902
90348JAR1	6111	1	FNC 16-28 (UBS Bank) CITY	06/07/2016	245,000.00	1.650	06/07/2021	245,000.00	1826	245,000.00	1.650	920
90348JAR1	6112	1	FNC 16-29 (UBS Bank) PA	06/07/2016	245,000.00	1.650	06/07/2021	245,000.00	1826	245,000.00	1.650	920
90348JAR1	6113	1	FNC 16-30 (UBS Bank) YES	06/07/2016	245,000.00	1.650	06/07/2021	245,000.00	1826	245,000.00	1.650	920
59013JQS1	6114	1	FNC 16-31 (Merrick Bank)City	06/20/2016	245,000.00	1.500	06/18/2021	245,000.00	1824	245,000.00	1.500	931
59013JQS1	6115	1	FNC 16-32(Merrick Bank)PA	06/20/2016	245,000.00	1.500	06/18/2021	245,000.00	1824	245,000.00	1.500	931
59013JQS1	6116	1	FNC 16-33 (Merrick Bank)YES	06/20/2016	245,000.00	1.500	06/18/2021	245,000.00	1824	245,000.00	1.500	931
3136G3SJ5	6121	1	GP 16-35 (NC 12-30-16)QC	06/30/2016	2,998,500.00	1.500	06/30/2021	3,000,000.00	1826	3,000,000.00	1.510	943
3134G9ZS9	6123	1	GP 16-36 (Step Down)QC	06/30/2016	3,000,000.00	1.200	06/30/2021	3,000,000.00	1826	3,000,000.00	1.200	943
3136G3UD5	6124	1	GP 16-37 (NC 12-30-16)QC	06/30/2016	5,000,000.00	1.600	06/30/2021	5,000,000.00	1826	5,000,000.00	1.600	943
89837LAC9	6222	1	GP 16-65 (Princeton)	12/08/2016	1,977,300.00	1.845	07/01/2021	2,000,000.00	1666	2,000,000.00	2.107	944
574218A86	6408	1	RJ 18-13 (MDSMED)	11/07/2018	981,466.50	2.079	07/01/2021	1,000,000.00	967	1,000,000.00	3.100	944
3133EGKA2	6129	1	UBS 16-03 (NC 7-6-17)CC	07/06/2016	3,000,000.00	1.500	07/06/2021	3,000,000.00	1826	3,000,000.00	1.500	949
795450YL3	6134	1	GP 16-39 (Sallie Mae)City	07/13/2016	245,000.00	1.450	07/13/2021	245,000.00	1826	245,000.00	1.450	956
795450YL3	6135	1	GP 16-40 (Sallie Mae)PA	07/13/2016	245,000.00	1.450	07/13/2021	245,000.00	1826	245,000.00	1.450	956
795450YL3	6136	1	GP 16-41 (Sallie Mae)YES	07/13/2016	245,000.00	1.450	07/13/2021	245,000.00	1826	245,000.00	1.450	956
9497486Q5	6138	1	WF 16-03 (Wells Fargo)City	07/20/2016	245,000.00	1.500	07/20/2021	245,000.00	1826	245,000.00	1.500	963
9497486Q5	6139	1	WF 16-04 (Wells Fargo)PA	07/20/2016	245,000.00	1.500	07/20/2021	245,000.00	1826	245,000.00	1.500	963
9497486Q5	6140	1	WF 16-05 (Wells Fargo)YES	07/20/2016	245,000.00	1.500	07/20/2021	245,000.00	1826	245,000.00	1.500	963
3136G3J30	6142	1	UBS 16-05 (NC 10-28-16)QC	07/28/2016	3,000,000.00	1.600	07/28/2021	3,000,000.00	1826	3,000,000.00	1.600	971
3136G3R23	6147	1	HC 16-08 (NC 10-27-16)QC	07/28/2016	4,000,000.00	1.625	07/28/2021	4,000,000.00	1826	4,000,000.00	1.625	971
3136G3H65	6148	1	VS 16-08 (1X Call 7-28-16)	07/28/2016	4,000,000.00	1.400	07/28/2021	4,000,000.00	1826	4,000,000.00	1.400	971
904764AT4	6202	1	WF 16-18 (Unilever)	10/12/2016	2,968,260.00	1.375	07/28/2021	3,000,000.00	1750	3,000,000.00	1.605	971
752111JW5	6196	1	GP 16-59 (Rancho Wtr-C-Ref)	10/18/2016	1,790,199.40	1.675	08/01/2021	1,780,000.00	1748	1,780,000.00	1.550	975
3136G3U45	6150	1	WF 16-08 (NC 8-10-17)AC	08/10/2016	5,000,000.00	1.500	08/10/2021	5,000,000.00	1826	5,000,000.00	1.500	984



Run Date: 12/17/2018 3:27:43 PM

Investments Outstanding As Of Date: 11/30/2018

INVENTORY BY MATURITY REPORT

CUSIP	Investment #	Fund	Issuer	Purchase Date	Current Book	Current Rate	Maturity Date	Maturity Amount	Total Days From Purc	Current Par	YTM	Days to Maturity
48126XAH8	6152	1	WF 16-10 (JPMorgan)PA QC	08/16/2016	245,000.00	1.650	08/16/2021	245,000.00	1826	245,000.00	1.650	990
48126XAH8	6153	1	WF 16-11 (JPMorgan)YES QC	08/16/2016	245,000.00	1.650	08/16/2021	245,000.00	1826	245,000.00	1.650	990
48126XAH8	6173	1	WF 16-09 (JPMorgan)City QC	08/16/2016	245,000.00	1.650	08/16/2021	245,000.00	1826	245,000.00	1.650	990
29266N3M7	6158	1	FNC 16-43 (Enerbank)City	08/17/2016	245,000.00	1.450	08/17/2021	245,000.00	1826	245,000.00	1.450	991
29266N3M7	6159	1	FNC 16-44 (Enerbank)PA	08/17/2016	245,000.00	1.450	08/17/2021	245,000.00	1826	245,000.00	1.450	991
29266N3M7	6160	1	FNC 16-45 (Enerbank)YES	08/17/2016	245,000.00	1.450	08/17/2021	245,000.00	1826	245,000.00	1.450	991
3134G9X44	6145	1	WF 16-07 (NC 11-25-16)QC	08/25/2016	3,000,000.00	1.625	08/25/2021	3,000,000.00	1826	3,000,000.00	1.625	999
3134G93Q8	6162	1	GP 16-49 (NC 11-25-16)QC	08/25/2016	3,000,000.00	1.680	08/25/2021	3,000,000.00	1826	3,000,000.00	1.680	999
3134GAEE4	6169	1	HC 16-09 (NC 11-25-16)QC	08/25/2016	3,000,000.00	1.625	08/25/2021	3,000,000.00	1826	3,000,000.00	1.625	999
52730JBS4	6166	1	VS 16-09 (Level One)City	08/26/2016	245,000.00	2.500	08/26/2021	245,000.00	1826	245,000.00	2.500	1000
52730JBS4	6167	1	VS 16-10 (Level One)PA	08/26/2016	245,000.00	2.500	08/26/2021	245,000.00	1826	245,000.00	2.500	1000
52730JBS4	6168	1	VS 16-11 (Level One)YES	08/26/2016	245,000.00	2.500	08/26/2021	245,000.00	1826	245,000.00	2.500	1000
92326XDE8	6209	1	FNC 16-64 (Venture Bk)City	12/02/2016	245,000.00	1.500	09/02/2021	245,000.00	1735	245,000.00	1.500	1007
92326XDE8	6210	1	FNC 16-65 (Venture Bk)PA	12/02/2016	245,000.00	1.500	09/02/2021	245,000.00	1735	245,000.00	1.500	1007
92326XDE8	6211	1	FNC 16-66 (Venture Bk)YES	12/02/2016	245,000.00	1.500	09/02/2021	245,000.00	1735	245,000.00	1.500	1007
3136G36F7	6174	1	WF 16-12 (NC 2-14-17)QC	09/14/2016	4,000,000.00	1.600	09/14/2021	4,000,000.00	1826	4,000,000.00	1.600	1019
459058FP3	6183	1	VS 16-12 (IBRD)	09/20/2016	2,987,970.00	1.375	09/20/2021	3,000,000.00	1826	3,000,000.00	1.458	1025
72345SFV8	6309	1	GP 17-29 (Pinnacle)City	09/21/2017	245,000.00	2.000	09/21/2021	245,000.00	1461	245,000.00	2.000	1026
72345SFV8	6310	1	GP 17-30 (Pinnacle)PA	09/21/2017	245,000.00	2.000	09/21/2021	245,000.00	1461	245,000.00	2.000	1026
72345SFV8	6311	1	GP 17-31 (Pinnacle)YES	09/21/2017	245,000.00	2.000	09/21/2021	245,000.00	1461	245,000.00	2.000	1026
02600ADQ7	6181	1	GP 16-52 (Amer Fed)City	09/30/2016	250,000.00	1.450	09/30/2021	250,000.00	1826	250,000.00	1.450	1035
02600ADQ7	6182	1	GP 16-53 (Amer Fed)YES	09/30/2016	250,000.00	1.450	09/30/2021	250,000.00	1826	250,000.00	1.450	1035
03753XAL4	6188	1	WF 16-13 (Apex)City	09/30/2016	245,000.00	1.500	09/30/2021	245,000.00	1826	245,000.00	1.500	1035
03753XAL4	6189	1	WF 16-14 (Apex)PA	09/30/2016	245,000.00	1.500	09/30/2021	245,000.00	1826	245,000.00	1.500	1035
03753XAL4	6190	1	WF 16-15 (Apex)YES	09/30/2016	245,000.00	1.500	09/30/2021	245,000.00	1826	245,000.00	1.500	1035
025140BC7	6191	1	GP 16-55 (AmerCityBank)City	09/30/2016	245,000.00	1.450	09/30/2021	245,000.00	1826	245,000.00	1.450	1035
025140BC7	6192	1	GP 16-56 (AmerCityBank)PA	09/30/2016	245,000.00	1.450	09/30/2021	245,000.00	1826	245,000.00	1.450	1035
025140BC7	6193	1	GP 16-57 (AmerCityBank)YES	09/30/2016	245,000.00	1.450	09/30/2021	245,000.00	1826	245,000.00	1.450	1035
3136G4CY7	6195	1	WF 16-16 (NC 3-30-17)QC	09/30/2016	3,000,000.00	1.500	09/30/2021	3,000,000.00	1826	3,000,000.00	1.500	1035
912828F21	6215	1	GP 16-63 (Treasury)	11/21/2016	2,029,375.00	2.125	09/30/2021	2,000,000.00	1774	2,000,000.00	1.808	1035
3130A9NG2	6198	1	WF 16-17 (NC 1-6-17)QC	10/06/2016	2,999,250.00	1.540	10/06/2021	3,000,000.00	1826	3,000,000.00	1.545	1041
3136G4DP5	6194	1	UBS 16-06 (NC 4-7-17)QC	10/07/2016	4,000,000.00	1.500	10/07/2021	4,000,000.00	1826	4,000,000.00	1.500	1042
3135G0Q89	6204	1	WB 16-04 (BULLET)	10/25/2016	2,993,562.00	1.375	10/07/2021	3,000,000.00	1808	3,000,000.00	1.420	1042



Run Date: 12/17/2018 3:27:43 PM

Investments Outstanding As Of Date: 11/30/2018

INVENTORY BY MATURITY REPORT

CUSIP	Investment #	Fund	Issuer	Purchase Date	Current Book	Current Rate	Maturity Date	Maturity Amount	Total Days From Purc	Current Par	YTM	Days to Maturity
3135G0Q89	6214	1	GP 16-62 (Bullet)	11/17/2016	2,944,026.00	1.375	10/07/2021	3,000,000.00	1785	3,000,000.00	1.775	1042
3136G4EV1	6203	1	UBS 16-07 (NC 4-28-17)QC	10/28/2016	2,999,760.00	1.625	10/28/2021	3,000,000.00	1826	3,000,000.00	1.627	1063
79765RN47	6217	1	WF 16-21 (SFLOWTR)	12/14/2016	3,000,000.00	2.150	11/01/2021	3,000,000.00	1783	3,000,000.00	2.150	1067
697364DW4	6373	1	RJ 18-02 (Palo Alto)	06/05/2018	140,000.00	3.010	11/01/2021	140,000.00	1245	140,000.00	3.010	1067
63861NAC9	6206	1	FNC 16-61 (Nationwide)City	11/18/2016	245,000.00	1.500	11/18/2021	245,000.00	1826	245,000.00	1.500	1084
63861NAC9	6207	1	FNC 16-62 (Nationwide)PA	11/18/2016	245,000.00	1.500	11/18/2021	245,000.00	1826	245,000.00	1.500	1084
63861NAC9	6208	1	FNC 16-63 (Nationwide)YES	11/18/2016	245,000.00	1.500	11/18/2021	245,000.00	1826	245,000.00	1.500	1084
3130AABG2	6216	1	WF 16-20 (Global Bullet)	11/30/2016	2,988,060.00	1.875	11/29/2021	3,000,000.00	1825	3,000,000.00	1.959	1095
3133EGT47	6221	1	GP 16-64 (FFCB Bullet)	12/08/2016	3,000,000.00	2.010	12/08/2021	3,000,000.00	1826	3,000,000.00	2.010	1104
8562845H3	6218	1	VS 16-13 (St Bk India)City	12/12/2016	245,000.00	2.050	12/13/2021	245,000.00	1827	245,000.00	2.050	1109
8562845H3	6219	1	VS 16-14 (St Bk India)PA	12/12/2016	245,000.00	2.050	12/13/2021	245,000.00	1827	245,000.00	2.050	1109
8562845H3	6220	1	VS 16-15 (St Bk India)YES	12/12/2016	245,000.00	2.050	12/13/2021	245,000.00	1827	245,000.00	2.050	1109
3130AAKB3	6232	1	WF 17-01 (NC 1-10-20)CC	01/10/2017	3,000,000.00	2.140	01/10/2022	3,000,000.00	1826	3,000,000.00	2.140	1137
3130AAKW7	6234	1	WF 17-02 (Bullet)	01/10/2017	2,996,010.00	1.950	01/10/2022	3,000,000.00	1826	3,000,000.00	1.978	1137
64985HYW1	6346	1	GP 18-03 (NYSFAC)	01/17/2018	767,358.50	2.269	01/15/2022	775,000.00	1459	775,000.00	2.531	1142
06251AP53	6241	1	FNC 17-04 (Bk Hapoalim)City	02/17/2017	245,000.00	2.150	01/17/2022	245,000.00	1795	245,000.00	2.150	1144
06251AP53	6242	1	FNC 17-05 (Bk Hapoalim)PA	02/17/2017	245,000.00	2.150	01/17/2022	245,000.00	1795	245,000.00	2.150	1144
06251AP53	6243	1	FNC 17-06 (BI Hapoalim)YES	02/17/2017	245,000.00	2.150	01/17/2022	245,000.00	1795	245,000.00	2.150	1144
30781TBD9	6237	1	GP 17-02 (Farmers-Merchants)	01/18/2017	245,000.00	2.050	01/18/2022	245,000.00	1826	245,000.00	2.050	1145
30781TBD9	6238	1	GP 17-03 (Farmers-Merchants)	01/18/2017	245,000.00	2.050	01/18/2022	245,000.00	1826	245,000.00	2.050	1145
30781TBD9	6239	1	GP 17-04 (Farmers-Merchants)	01/18/2017	245,000.00	2.050	01/18/2022	245,000.00	1826	245,000.00	2.050	1145
3134GAK86	6235	1	HC 17-01 (NC 1-26-18)QC	01/26/2017	3,000,000.00	2.200	01/26/2022	3,000,000.00	1826	3,000,000.00	2.200	1153
77781RCK7	6248	1	GP 17-09 (Roseville FA)	02/09/2017	1,002,800.00	2.410	02/01/2022	1,000,000.00	1818	1,000,000.00	2.350	1159
940727AH3	6245	1	GP 17-06 (WashingtonFirst)Cit	02/23/2017	245,000.00	2.050	02/23/2022	245,000.00	1826	245,000.00	2.050	1181
940727AH3	6246	1	GP 17-07 (WashingtonFirst)PA	02/23/2017	245,000.00	2.050	02/23/2022	245,000.00	1826	245,000.00	2.050	1181
940727AH3	6247	1	GP 17-08 (WashingtonFirst)YE	02/23/2017	245,000.00	2.050	02/23/2022	245,000.00	1826	245,000.00	2.050	1181
3132X0PX3	6257	1	HC 17-02 (FAMCA)NC	02/23/2017	2,000,000.00	2.100	02/23/2022	2,000,000.00	1826	2,000,000.00	2.100	1181
3134GA4Q4	6252	1	VS 17-01 (NC 2-28-18)1X	02/28/2017	3,000,000.00	2.052	02/28/2022	3,000,000.00	1826	3,000,000.00	2.052	1186
90984P5A9	6253	1	FNC 17-10 (United Comm)City	03/01/2017	245,000.00	2.050	03/01/2022	245,000.00	1826	245,000.00	2.050	1187
90984P5A9	6254	1	FNC 17-11 (United Comm)PA	03/01/2017	245,000.00	2.050	03/01/2022	245,000.00	1826	245,000.00	2.050	1187
90984P5A9	6255	1	FNC 17-12 (United Comm)YES	03/01/2017	245,000.00	2.050	03/01/2022	245,000.00	1826	245,000.00	2.050	1187
166764BN9	6399	1	GP 18-18 (Chevron)	09/06/2018	1,961,506.33	2.498	03/03/2022	2,000,000.00	1274	2,000,000.00	3.090	1189
3134GSHD0	6356	1	HC 18-01 (1X Call 3-29-19)	03/29/2018	3,000,000.00	2.750	03/29/2022	3,000,000.00	1461	3,000,000.00	2.750	1215



Run Date: 12/17/2018 3:27:43 PM

Investments Outstanding As Of Date: 11/30/2018

INVENTORY BY MATURITY REPORT

CUSIP	Investment #	Fund	Issuer	Purchase Date	Current Book	Current Rate	Maturity Date	Maturity Amount	Total Days From Purc	Current Par	YTM	Days to Maturity
13063DAD0	6279	1	GP 17-22 (CalGO)	04/27/2017	2,200,000.00	2.367	04/01/2022	2,200,000.00	1800	2,200,000.00	2.367	1218
87165EL47	6258	1	GP 17-11 (Synchrony)City	04/07/2017	245,000.00	2.400	04/07/2022	245,000.00	1826	245,000.00	2.400	1224
87165EL47	6259	1	GP 17-12 (Synchrony)PA	04/07/2017	245,000.00	2.400	04/07/2022	245,000.00	1826	245,000.00	2.400	1224
87165EL47	6260	1	GP 17-13 (Synchrony)YES	04/07/2017	245,000.00	2.400	04/07/2022	245,000.00	1826	245,000.00	2.400	1224
45581EAC5	6268	1	HC 17-04 (Ind&Comm)City	04/12/2017	245,000.00	2.150	04/12/2022	245,000.00	1826	245,000.00	2.150	1229
45581EAC5	6269	1	HC 17-06 (Ind&Comm)YES	04/12/2017	245,000.00	2.150	04/12/2022	245,000.00	1826	245,000.00	2.150	1229
45581EAC5	6270	1	HC 17-05 (Ind&Comm)PA	04/12/2017	245,000.00	2.150	04/12/2022	245,000.00	1826	245,000.00	2.150	1229
201282HM5	6261	1	GP 17-16 (Commercial)YES	04/21/2017	245,000.00	2.050	04/21/2022	245,000.00	1826	245,000.00	2.050	1238
201282HM5	6262	1	GP 17-15 (Commercial)PA	04/21/2017	245,000.00	2.050	04/21/2022	245,000.00	1826	245,000.00	2.050	1238
201282HM5	6263	1	GP 17-14 (Commercial)City	04/21/2017	245,000.00	2.050	04/21/2022	245,000.00	1826	245,000.00	2.050	1238
3130AB3U8	6264	1	HC 17-03 (1X Call 4-26-19)	04/26/2017	3,000,000.00	2.100	04/26/2022	3,000,000.00	1826	3,000,000.00	2.100	1243
74267GVX2	6276	1	FNC 17-13 (PrivBankTrust)City	05/05/2017	245,000.00	2.000	05/05/2022	245,000.00	1826	245,000.00	2.000	1252
74267GVX2	6277	1	FNC 17-14 (PrivBankTrust)PA	05/05/2017	245,000.00	2.000	05/05/2022	245,000.00	1826	245,000.00	2.000	1252
74267GVX2	6278	1	FNC 17-15 (PrivBankTrust)YES	05/05/2017	245,000.00	2.000	05/05/2022	245,000.00	1826	245,000.00	2.000	1252
58740XZB9	6280	1	FNC 17-16 (Mercantile MI)City	05/10/2017	245,000.00	2.100	05/10/2022	245,000.00	1826	245,000.00	2.100	1257
58740XZB9	6281	1	FNC 17-17 (Mercantile MI)PA	05/10/2017	245,000.00	2.100	05/10/2022	245,000.00	1826	245,000.00	2.100	1257
58740XZB9	6282	1	FNC 17-18 (Mercantile MI)YES	05/10/2017	245,000.00	2.100	05/10/2022	245,000.00	1826	245,000.00	2.100	1257
88213AJZ9	6338	1	GP 17-42 (Texas A&M)	12/04/2017	2,972,670.00	2.202	05/15/2022	3,000,000.00	1623	3,000,000.00	2.419	1262
319141FV4	6283	1	FNC 17-19 (First Bk Highland)	05/17/2017	245,000.00	2.100	05/17/2022	245,000.00	1826	245,000.00	2.100	1264
319141FV4	6284	1	FNC 17-20 (First Bk Highland)P	05/17/2017	245,000.00	2.100	05/17/2022	245,000.00	1826	245,000.00	2.100	1264
319141FV4	6285	1	FNC 17-21 (First Bk Highland)Y	05/17/2017	245,000.00	2.100	05/17/2022	245,000.00	1826	245,000.00	2.100	1264
09247XAJ0	6372	1	GP 18-13 (Blackrock)	05/07/2018	2,708,944.00	3.375	06/01/2022	2,680,000.00	1486	2,680,000.00	3.090	1279
58403B6R2	6286	1	GP 17-23 (Medallion) City	06/09/2017	245,000.00	2.150	06/09/2022	245,000.00	1826	245,000.00	2.150	1287
58403B6R2	6287	1	GP 17-24 (Medallion) PA	06/09/2017	245,000.00	2.150	06/09/2022	245,000.00	1826	245,000.00	2.150	1287
58403B6R2	6288	1	GP 17-25 (Medallion) YES	06/09/2017	245,000.00	2.150	06/09/2022	245,000.00	1826	245,000.00	2.150	1287
17801GBT5	6333	1	FNC 17-37 (City NB Metropolis	12/11/2017	245,000.00	2.150	06/13/2022	245,000.00	1645	245,000.00	2.150	1291
17801GBT5	6334	1	FNC 17-38 (City NB Metropolis	12/11/2017	245,000.00	2.150	06/13/2022	245,000.00	1645	245,000.00	2.150	1291
17801GBT5	6335	1	FNC 17-39 (City NB Metropolis	12/11/2017	245,000.00	2.150	06/13/2022	245,000.00	1645	245,000.00	2.150	1291
299112AF9	6389	1	FNC 18-10 (Evans Bank)City	06/15/2018	245,000.00	3.000	06/15/2022	245,000.00	1461	245,000.00	3.000	1293
299112AF9	6390	1	FNC 18-11 (Evans Bank)PA	06/15/2018	245,000.00	3.000	06/15/2022	245,000.00	1461	245,000.00	3.000	1293
299112AF9	6391	1	FNC 18-12 (Evans Bank)YES	06/15/2018	245,000.00	3.000	06/15/2022	245,000.00	1461	245,000.00	3.000	1293
20143PDQ0	6392	1	RJ 18-06 (CommBankHar)City	06/21/2018	245,000.00	3.100	06/21/2022	245,000.00	1461	245,000.00	3.100	1299
20143PDQ0	6393	1	RJ 18-07 (CommBankHar)PA	06/21/2018	245,000.00	3.100	06/21/2022	245,000.00	1461	245,000.00	3.100	1299



Run Date: 12/17/2018 3:27:43 PM

Investments Outstanding As Of Date: 11/30/2018

INVENTORY BY MATURITY REPORT

CUSIP	Investment #	Fund	Issuer	Purchase Date	Current Book	Current Rate	Maturity Date	Maturity Amount	Total Days From Purc	Current Par	YTM	Days to Maturity
20143PDQ0	6394	1	RJ 18-08 (CommBankHar)YES	06/21/2018	245,000.00	3.100	06/21/2022	245,000.00	1461	245,000.00	3.100	1299
3133EH4T7	6341	1	VS 17-03 (NC 3-27-18)CC	12/27/2017	3,000,000.00	2.440	06/27/2022	3,000,000.00	1643	3,000,000.00	2.440	1305
912828XW5	6343	1	GP 17-45 (Treasury)	12/26/2017	3,922,187.50	1.750	06/30/2022	4,000,000.00	1647	4,000,000.00	2.205	1308
02554BCY5	6386	1	HC 18-05 (Amer Eagle)City	06/01/2018	245,000.00	3.000	07/01/2022	245,000.00	1491	245,000.00	3.000	1309
02554BCY5	6387	1	HC 18-06 (Amer Eagle)PA	06/01/2018	245,000.00	3.000	07/01/2022	245,000.00	1491	245,000.00	3.000	1309
02554BCY5	6388	1	HC 18-07 (Amer Eagle)YES	06/01/2018	245,000.00	3.000	07/01/2022	245,000.00	1491	245,000.00	3.000	1309
89236TCQ6	6380	1	RJ 18-05 (Toyota)	05/22/2018	2,712,133.20	2.800	07/13/2022	2,765,000.00	1513	2,765,000.00	3.297	1321
3133EJVE6	6405	1	GP 18-21 (NC 11-6-18) CC	10/31/2018	1,004,570.00	3.120	07/25/2022	1,000,000.00	1363	1,000,000.00	3.227	1333
9128282P4	6327	1	GP 17-39 (Treasury)	10/23/2017	3,977,343.75	1.875	07/31/2022	4,000,000.00	1742	4,000,000.00	2.000	1339
742718EU9	6336	1	HC 17-16 (PG)	11/21/2017	2,981,910.00	2.150	08/11/2022	3,000,000.00	1724	3,000,000.00	2.285	1350
3130AC6F6	6289	1	WB 17-01 (Annual Call)	08/24/2017	3,000,000.00	2.000	08/24/2022	3,000,000.00	1826	3,000,000.00	2.000	1363
466682AQ4	6299	1	FNC 17-31 (Jackson County)Cit	08/31/2017	245,000.00	2.050	08/31/2022	245,000.00	1826	245,000.00	2.050	1370
466682AQ4	6300	1	FNC 17-32 (Jackson County)PA	08/31/2017	245,000.00	2.050	08/31/2022	245,000.00	1826	245,000.00	2.050	1370
466682AQ4	6301	1	FNC 17-313(Jackson County)Y	08/31/2017	245,000.00	2.050	08/31/2022	245,000.00	1826	245,000.00	2.050	1370
69351UAQ6	6319	1	GP 17-34 (PPL)	10/13/2017	2,548,647.60	2.500	09/01/2022	2,541,000.00	1784	2,541,000.00	2.434	1371
254673BZ8	6305	1	GP 17-26 (Discover)City	09/07/2017	245,000.00	2.350	09/07/2022	245,000.00	1826	245,000.00	2.350	1377
254673BZ8	6306	1	GP 17-27 (Discover)PA	09/07/2017	245,000.00	2.350	09/07/2022	245,000.00	1826	245,000.00	2.350	1377
254673BZ8	6307	1	GP 17-28 (Discover)YES	09/07/2017	245,000.00	2.350	09/07/2022	245,000.00	1826	245,000.00	2.350	1377
677721CR1	6302	1	HC 17-07 (Ohio Vally)City	09/08/2017	245,000.00	2.050	09/08/2022	245,000.00	1826	245,000.00	2.050	1378
677721CR1	6303	1	HC 17-08 (Ohio Vally) PA	09/08/2017	245,000.00	2.050	09/08/2022	245,000.00	1826	245,000.00	2.050	1378
677721CR1	6304	1	HC 17-09 (Ohio Vally) YES	09/08/2017	245,000.00	2.050	09/08/2022	245,000.00	1826	245,000.00	2.050	1378
037833DC1	6318	1	GP 17-32 (Apple)	09/12/2017	749,115.00	2.100	09/12/2022	750,000.00	1826	750,000.00	2.125	1382
987159AP5	6312	1	HC 17-10 (York) City	09/15/2017	245,000.00	2.000	09/15/2022	245,000.00	1826	245,000.00	2.000	1385
987159AP5	6313	1	HC 17-11 (York) PA	09/15/2017	245,000.00	2.000	09/15/2022	245,000.00	1826	245,000.00	2.000	1385
987159AP5	6314	1	HC 17-12 (York) YES	09/15/2017	245,000.00	2.000	09/15/2022	245,000.00	1826	245,000.00	2.000	1385
92826CAG7	6316	1	GP 17-33 (Visa)	09/15/2017	2,999,850.00	2.150	09/15/2022	3,000,000.00	1826	3,000,000.00	2.151	1385
3134GBK84	6317	1	VS 17-02 (NC 9-27-19)QC	09/27/2017	4,000,000.00	2.000	09/27/2022	4,000,000.00	1826	4,000,000.00	2.000	1397
66612ABX5	6320	1	FNC 17-34 (Northfield) City	10/25/2017	245,000.00	2.150	10/25/2022	245,000.00	1826	245,000.00	2.150	1425
66612ABX5	6321	1	FNC 17-35 (Northfield)PA	10/25/2017	245,000.00	2.150	10/25/2022	245,000.00	1826	245,000.00	2.150	1425
66612ABX5	6322	1	FNC 17-36 (Northfield)YES	10/25/2017	245,000.00	2.150	10/25/2022	245,000.00	1826	245,000.00	2.150	1425
45780DCC4	6332	1	GP 17-41 (Institute Adv Study)	11/16/2017	570,453.27	2.447	11/01/2022	570,000.00	1811	570,000.00	2.430	1432
697364DX2	6374	1	RJ 18-03 (Palo Alto)	06/05/2018	195,000.00	3.120	11/01/2022	195,000.00	1610	195,000.00	3.120	1432
01748DAY2	6324	1	GP 17-36 (Allegiance)City	11/03/2017	245,000.00	2.200	11/03/2022	245,000.00	1826	245,000.00	2.200	1434



Run Date: 12/17/2018 3:27:43 PM

Investments Outstanding As Of Date: 11/30/2018

INVENTORY BY MATURITY REPORT

CUSIP	Investment #	Fund	Issuer	Purchase Date	Current Book	Current Rate	Maturity Date	Maturity Amount	Total Days From Purc	Current Par	YTM	Days to Maturity
01748DAY2	6325	1	GP 17-37 (Allegiance)PA	11/03/2017	245,000.00	2.200	11/03/2022	245,000.00	1826	245,000.00	2.200	1434
01748DAY2	6326	1	GP 17-38 (Allegiance)YES	11/03/2017	245,000.00	2.200	11/03/2022	245,000.00	1826	245,000.00	2.200	1434
22766ACB9	6329	1	HC 17-13 (Crossfirst)City	11/20/2017	245,000.00	2.200	11/18/2022	245,000.00	1824	245,000.00	2.200	1449
22766ACB9	6330	1	HC 17-14 (Crossfirst)PA	11/20/2017	245,000.00	2.200	11/18/2022	245,000.00	1824	245,000.00	2.200	1449
22766ACB9	6331	1	HC 17-15 (Crossfirst)YES	11/20/2017	245,000.00	2.200	11/18/2022	245,000.00	1824	245,000.00	2.200	1449
3134GBY63	6328	1	GP 17-40 (NC 2-28-18)QC	11/28/2017	3,000,000.00	2.400	11/28/2022	3,000,000.00	1826	3,000,000.00	2.400	1459
931142DU4	6367	1	GP 18-11 (Walmart)	04/13/2018	2,928,270.00	2.350	12/15/2022	3,000,000.00	1707	3,000,000.00	2.900	1476
3134GB6Y3	6342	1	VS 17-04 (NC 12-28-18)QC	12/28/2017	1,600,000.00	2.450	12/28/2022	1,600,000.00	1826	1,600,000.00	2.450	1489
084670BR8	6357	1	GP 18-07 (Berkshire)	03/22/2018	1,267,841.67	2.750	03/15/2023	1,290,000.00	1819	1,290,000.00	3.125	1566
62384RAF3	6351	1	FNC 18-01 (Mtn Amer FCU)City	03/27/2018	245,000.00	3.000	03/27/2023	245,000.00	1826	245,000.00	3.000	1578
62384RAF3	6352	1	FNC 18-02 (Mtn Amer FCU)PA	03/27/2018	245,000.00	3.000	03/27/2023	245,000.00	1826	245,000.00	3.000	1578
62384RAF3	6353	1	FNC 18-03 (Mtn Amer FCU)YE	03/27/2018	245,000.00	3.000	03/27/2023	245,000.00	1826	245,000.00	3.000	1578
17312QJ26	6362	1	HC 18-02 (Citibank)City	04/11/2018	245,000.00	2.900	04/11/2023	245,000.00	1826	245,000.00	2.900	1593
17312QJ26	6363	1	HC 18-03 (Citibank)PA	04/11/2018	245,000.00	2.900	04/11/2023	245,000.00	1826	245,000.00	2.900	1593
17312QJ26	6364	1	HC 18-04 (Citibank)YES	04/11/2018	245,000.00	2.900	04/11/2023	245,000.00	1826	245,000.00	2.900	1593
25665QAX3	6359	1	FNC 18-04 (Dollar)City	04/13/2018	245,000.00	2.900	04/13/2023	245,000.00	1826	245,000.00	2.900	1595
25665QAX3	6360	1	FNC 18-05 (Dollar)PA	04/13/2018	245,000.00	2.900	04/13/2023	245,000.00	1826	245,000.00	2.900	1595
25665QAX3	6361	1	FNC 18-06 (Dollar)YES	04/13/2018	245,000.00	2.900	04/13/2023	245,000.00	1826	245,000.00	2.900	1595
654106AC7	6375	1	GP 18-14 (Nike)	05/15/2018	1,339,885.58	2.250	05/01/2023	1,401,000.00	1812	1,401,000.00	3.208	1613
88213AHK4	6398	1	GP 18-17 (Texas A&M)	07/17/2018	2,964,300.00	2.734	05/15/2023	3,000,000.00	1763	3,000,000.00	3.000	1627
3134GSMJ1	6381	1	RJ 18-04 (NC 8-24-18)QC	05/30/2018	3,000,000.00	3.250	05/24/2023	3,000,000.00	1820	3,000,000.00	3.250	1636
74934YAH4	6383	1	FNC 18-07 (RCB Bank)City	06/20/2018	245,000.00	3.150	06/20/2023	245,000.00	1826	245,000.00	3.150	1663
74934YAH4	6384	1	FNC 18-08 (RCB Bank)PA	06/20/2018	245,000.00	3.150	06/20/2023	245,000.00	1826	245,000.00	3.150	1663
74934YAH4	6385	1	FNC 18-09 (RCB Bank)YES	06/20/2018	245,000.00	3.150	06/20/2023	245,000.00	1826	245,000.00	3.150	1663
45842PAQ4	6395	1	RJ 18-09 (Interaudi Bank)City	06/29/2018	245,000.00	3.200	06/29/2023	245,000.00	1826	245,000.00	3.200	1672
45842PAQ4	6396	1	RJ 18-10 (Interaudi Bank)PA	06/29/2018	245,000.00	3.200	06/29/2023	245,000.00	1826	245,000.00	3.200	1672
45842PAQ4	6397	1	RJ 18-11 (Interaudi Bank)YES	06/29/2018	245,000.00	3.200	06/29/2023	245,000.00	1826	245,000.00	3.200	1672
8827237M5	6406	1	RJ 18-12 (Texas)	11/01/2018	2,958,332.50	2.749	10/01/2023	3,000,000.00	1795	3,000,000.00	3.106	1766
33715LCT5	6401	1	HC 18-08 (FSTTEC)City	11/16/2018	245,000.00	3.500	11/16/2023	245,000.00	1826	245,000.00	3.500	1812
33715LCT5	6402	1	HC 18-09 (FSTTEC)PA	11/16/2018	245,000.00	3.500	11/16/2023	245,000.00	1826	245,000.00	3.500	1812
33715LCT5	6403	1	HC 18-10 (FSTTEC)YES	11/16/2018	245,000.00	3.500	11/16/2023	245,000.00	1826	245,000.00	3.500	1812
06062R7R7	6410	1	HC 18-11 (Baroda) City	11/30/2018	245,000.00	3.550	11/30/2023	245,000.00	1826	245,000.00	3.550	1826
06062R7R7	6411	1	HC 18-12 (Baroda) PA	11/30/2018	245,000.00	3.550	11/30/2023	245,000.00	1826	245,000.00	3.550	1826



Run Date: 12/17/2018 3:27:43 PM

Investments Outstanding As Of Date: 11/30/2018

INVENTORY BY MATURITY REPORT

CUSIP	Investment #	Fund	Issuer	Purchase Date	Current Book	Current Rate	Maturity Date	Maturity Amount	Total Days From Purc	Current Par	YTM	Days to Maturity
06062R7R7	6412	1	HC 18-13 (Baroda) YES	11/30/2018	245,000.00	3.550	11/30/2023	245,000.00	1826	245,000.00	3.550	1826